

From: [LINDSEY REX](#)
To: [OE.Elections.Commission](#)
Subject: [EXTERNAL] June 19th elections meeting
Date: Sunday, July 7, 2024 11:58:04 AM

Aloha Po'akahi, Happy Monday,

Mahalo for the e-mail reminders regarding the elections meetings.

I attended my first meeting on June 19th.


It was exciting to get involved and inform myself for the first time with elections seeing as I have been in Hawaii since '83, raised family here and now have 2 small business.

As a first time attendee could you answer this question
Why did the Chair fail to acknowledge the majority vote, calling for the removal of Scott Nago? Why did the chair refuse to listen to the body (the majority)? Does the Chair uphold an oath to the board, body of people voting?

Mahalo for taking time to answer these questions

Your time and energy is appreciate.

-Much Aloha, Lynzy Rex-
[Styled In Hawaii](#)



From: [OE.Elections](#)
To: [OE.Elections.Commission](#)
Subject: FW: [EXTERNAL] C/O Chair Curtis, Election Commission Re: Pending motions and chain of custody
Date: Monday, July 22, 2024 4:03:41 PM

From: Jennifer <[REDACTED]>
Sent: Monday, July 22, 2024 4:02 PM
To: OE.Elections <elections@hawaii.gov>
Subject: [EXTERNAL] C/O Chair Curtis, Election Commission Re: Pending motions and chain of custody

To: Mike Curtis, Chair of Election Commission, each Election Commissioners, CEO, Scott Nago and office of the Clerk of Maui County,

Dear Chair Curtis,

I understand there have been many motions that have passed in the 2024 session thus far, yet many are still pending, such as the two below.

Motion Date: February 20,2024

The Request the chain of custody documents from the County Clerks to be provided to the Commission 7 days before the next meeting.

Motion Date: March 19, 2024

Pursue adopting a rule in accordance with HRS § 11-7.5(3) to require the county clerks and the chief election officer to individually certify under penalty of perjury that chain of custody was maintained in accordance with HAR 3-177-61 and HAR 3-177-453

HRS §11-154 Records, etc.; disposition. The voted ballots shall be kept secure and handled only in the presence of representatives not of the same political party or **official observers** in accordance with rules adopted for the various voting systems....

Official observers must be present any time the ballots are handled by election workers. The ballots can only be handled in the presence of official observers. This means that the chain of custody must include official observers observing the following

- Official Observers observing the Chain of Custody from Post Office to where ballots are stored
- Official Observers observing the Chain of Custody from each Drop Boxes to where ballots are stored.
- Official Observers observing the signature verification process within each counting center of each county.

In each of the above processes, the observers must be part of the chain of custody, and sign the chain of custody documents as to verify/certify the ballots being handled are handled in the presence of an “Official Observer’s” .

§11-7.5 Duties of the elections commission. The duties of the elections commission are to:

- (1) Hold public hearings;
- (2) Investigate and hold hearings for receiving evidence of any violations and complaints;
- (3) Adopt rules pursuant to chapter 91;

- (4) Employ, without regard to chapter 76, a full-time chief election officer, pursuant to section 11-1.6;
- (5) Conduct a performance evaluation of the chief election officer within two months after the date a general election is certified;
- (6) Hold a public hearing on the performance of the chief election officer and consider the information gathered at the hearing in deliberations on the chief election officer's reappointment; and
- (7) Advise the chief election officer on matters relating to elections. [L 2004, c 57, pt of §6; am L 2015, c 173, §2]

As the election season is upon us, these above cited statutes and rules are of the utmost importance. The election statutes, HRS §11-154 HRS § 11-7.5(3) and the HAR 3-177-61 and HAR 3-177-453 and pending motions to reinforce upholding the laws are there to ensure the process is transparent. To illustrate, I am taking a question posed on the Election Office website:

Q: How do you ensure election officials don't throw away ballots?

A: Ballots are always transported and processed in the presence of **Official Observers**. Official Observers serve as the "eyes and ears" of the public and monitor that election officials are maintaining the security and integrity of the elections. Additionally, the number of ballots received and counted is reconciled at the end of each day to ensure there are no discrepancies.

There needs to be a chain of custody and accompanying records, in order to ensure the public that ballots are always handled, and transported as the law requires, with an official observer present – and that these observers sign off on each stage of the process. Otherwise how can they be the "eyes and ears of the public"? Those records must be accessible to the public. It is not too much to ask that each of the county clerks certify the chain of custody under penalty of perjury accordance with HAR 3-177-61 and HAR 3-177-453. It is the will of the Election Commission that this be done according to the existing law.

Please send this letter to the entire election commission and also include it in the next meeting agenda under correspondences. I also appreciate a response before the next meeting.

Mahalo,
Jennifer



Virus-free www.avg.com

| | | | | | | | | |
|---|---------|-------|--|-------|-------|---|-------|-------|
| U.S. Senator - G | | | U.S. Representative, Dist II - L | | | State Senator, Dist 16 - D | | |
| POHLMAN, Emma Jane Avila | 1,342 | 23.2% | TOMAN, Aaron | 361 | 16.5% | ELEFANTE, Brandon | 8,959 | 82.1% |
| Blank Votes: | 296 | 5.1% | Blank Votes: | 50 | 2.3% | Blank Votes: | 1,793 | 16.4% |
| Over Votes: | 0 | 0.0% | Over Votes: | 0 | 0.0% | Over Votes: | 0 | 0.0% |
| U.S. Senator - R | | | State Senator, Dist 1 - D | | | State Senator, Dist 18 - R | | |
| MCDERMOTT, Bob | 27,961 | 44.9% | INOUYE, Lorraine Rodero | 7,685 | 57.2% | SVRCINA, Emil | 1,966 | 65.0% |
| LAM, Adriel C. | 8,913 | 14.3% | ACASIO, Laura | 4,667 | 34.7% | Blank Votes: | 945 | 31.2% |
| AMARAL, Melba | 7,627 | 12.3% | Blank Votes: | 756 | 5.6% | Over Votes: | 0 | 0.0% |
| DOLAN, Paul | 4,006 | 6.4% | Over Votes: | 6 | 0.0% | State Senator, Dist 18 - D | | |
| REYES, Arturo P. | 3,319 | 5.3% | State Senator, Dist 3 - R | | | KIDANI, Michelle N. | 7,075 | 78.3% |
| TIPON, Emmanuel | 2,075 | 3.3% | SULLIVAN, Kurt (Sulli) | 1,905 | 65.0% | Blank Votes: | 1,814 | 20.1% |
| Blank Votes: | 4,900 | 7.9% | Blank Votes: | 879 | 30.0% | Over Votes: | 0 | 0.0% |
| Over Votes: | 106 | 0.2% | Over Votes: | 0 | 0.0% | State Senator, Dist 19 - D | | |
| U.S. Senator - D | | | State Senator, Dist 3 - D | | | State Senator, Dist 22 - R | | |
| HIRONO, Mazie K. | 176,131 | 84.6% | KANUHA, Dru Mamo | 6,405 | 78.0% | AQUINO, Henry J.C. | 3,898 | 75.0% |
| CURTIS, Ron | 14,271 | 6.9% | Blank Votes: | 1,602 | 19.5% | Blank Votes: | 1,040 | 20.0% |
| LEWMAN, Clyde McClain (Mac) | 4,287 | 2.1% | Over Votes: | 0 | 0.0% | Over Votes: | 0 | 0.0% |
| Blank Votes: | 8,481 | 4.1% | State Senator, Dist 4 - D | | | State Senator, Dist 22 - D | | |
| Over Votes: | 145 | 0.1% | RICHARDS, Herbert (Tim) | 6,439 | 71.8% | DECORTE, Samantha | 1,586 | 64.9% |
| U.S. Senator - N | | | State Senator, Dist 5 Vacancy - D | | | State Senator, Dist 23 - R | | |
| GIUFFRE, John (Raghu) | 966 | 15.8% | HASHIMOTO, Troy N. | 6,745 | 83.1% | GATES, Cedric Asuega | 1,807 | 45.7% |
| Blank Votes: | 1,220 | 19.9% | Blank Votes: | 1,118 | 13.8% | ELI, Stacelynn Kehaulani | 1,729 | 43.7% |
| Over Votes: | 0 | 0.0% | Over Votes: | 0 | 0.0% | Blank Votes: | 176 | 4.4% |
| U.S. Senator - W | | | State Senator, Dist 6 - R | | | State Senator, Dist 23 - D | | |
| BILLIONAIRE, Shelby Pikachu | 977 | 21.2% | WALKER, Sheila | 1,477 | 68.6% | AWA, Brenton | 2,314 | 81.9% |
| Blank Votes: | 187 | 4.0% | Blank Votes: | 564 | 26.2% | Blank Votes: | 353 | 12.5% |
| Over Votes: | 0 | 0.0% | Over Votes: | 0 | 0.0% | Over Votes: | 0 | 0.0% |
| U.S. Representative, Dist I - R | | | State Senator, Dist 6 - D | | | State Senator, Dist 24 - D | | |
| LARGEY, Patrick C. | 17,368 | 59.2% | MCKELVEY, Angus L.K. | 4,390 | 74.3% | KEOHOKALO, Jarrett K. | 8,247 | 76.4% |
| Blank Votes: | 10,623 | 36.2% | Blank Votes: | 1,390 | 23.5% | Blank Votes: | 2,426 | 22.5% |
| Over Votes: | 0 | 0.0% | Over Votes: | 0 | 0.0% | Over Votes: | 0 | 0.0% |
| U.S. Representative, Dist I - D | | | State Senator, Dist 7 - R | | | State Representative, Dist 1 - D | | |
| CASE, Ed | 84,114 | 82.4% | MACARAEG, Gabby | 1,350 | 65.7% | NAKASHIMA, Mark M. | 3,858 | 62.9% |
| HALE, Cecil R. | 7,308 | 7.2% | Blank Votes: | 558 | 27.2% | Blank Votes: | 2,173 | 35.4% |
| Blank Votes: | 7,725 | 7.6% | Over Votes: | 0 | 0.0% | Over Votes: | 0 | 0.0% |
| Over Votes: | 31 | 0.0% | State Senator, Dist 7 - D | | | State Representative, Dist 2 - D | | |
| U.S. Representative, Dist I - N | | | State Senator, Dist 12 - R | | | State Representative, Dist 3 - R | | |
| GRIFFIN, Calvin | 409 | 13.5% | DECOITE, Lynn Pualani | 6,763 | 77.1% | WILSON, Kanoa | 818 | 63.2% |
| Blank Votes: | 439 | 14.5% | Blank Votes: | 1,867 | 21.3% | Blank Votes: | 370 | 28.6% |
| Over Votes: | 0 | 0.0% | Over Votes: | 0 | 0.0% | Over Votes: | 0 | 0.0% |
| U.S. Representative, Dist II - R | | | State Senator, Dist 12 - D | | | State Representative, Dist 3 - R | | |
| BOND, Steve | 19,627 | 60.2% | MORIWAKI, Sharon Y. | 6,167 | 75.3% | LEE LOY, Susan (Sue) | 4,403 | 60.5% |
| Blank Votes: | 11,289 | 34.6% | Blank Votes: | 1,865 | 22.8% | AYNESSAZIAN, Tanya Yamanaka | 1,803 | 24.8% |
| Over Votes: | 0 | 0.0% | Over Votes: | 0 | 0.0% | Blank Votes: | 933 | 12.8% |
| U.S. Representative, Dist II - D | | | State Senator, Dist 16 - R | | | State Representative, Dist 3 - R | | |
| TOKUDA, Jill N. | 84,978 | 80.1% | BEEKMAN, Pat | 1,690 | 63.3% | Blank Votes: | 0 | 0.0% |
| Blank Votes: | 19,159 | 18.1% | Blank Votes: | 887 | 33.2% | Over Votes: | 0 | 0.0% |
| Over Votes: | 0 | 0.0% | Over Votes: | 0 | 0.0% | State Representative, Dist 3 - R | | |
| U.S. Representative, Dist II - N | | | State Senator, Dist 16 - R | | | State Representative, Dist 3 - R | | |
| MEYER, Randall Kelly | 580 | 16.0% | BEEKMAN, Pat | 1,690 | 63.3% | Blank Votes: | 0 | 0.0% |
| Blank Votes: | 758 | 20.8% | Blank Votes: | 887 | 33.2% | Over Votes: | 0 | 0.0% |
| Over Votes: | 0 | 0.0% | Over Votes: | 0 | 0.0% | State Representative, Dist 3 - R | | |

| | | | | | | | | |
|--|-------|-------|--|-------|-------|--|-----|-------|
| <i>State Representative, Dist 3 - D</i> | | | <i>State Representative, Dist 8 - D</i> | | | <i>State Representative, Dist 15 - R</i> | | |
| TODD, Christopher L.T. | 2,221 | 47.8% | TARNAS, David A. | 3,688 | 79.1% | MORANZ, David A. | 444 | 49.5% |
| KANAHELE, Kiana (Keawekane) | 1,786 | 38.4% | Blank Votes: | 882 | 18.9% | Blank Votes: | 411 | 45.8% |
| Blank Votes: | 477 | 10.3% | Over Votes: | 0 | 0.0% | Over Votes: | 0 | 0.0% |
| Over Votes: | 2 | 0.0% | <i>State Representative, Dist 9 - D</i> | | | <i>State Representative, Dist 15 - D</i> | | |
| <i>State Representative, Dist 3 - L</i> | | | WOODSON, Justin H. | | | 2,522 79.4% | | |
| MARTIN, Austin D. (Shiloh) | 14 | 10.5% | Blank Votes: | 555 | 17.5% | Blank Votes: | 669 | 20.0% |
| Blank Votes: | 6 | 4.5% | Over Votes: | 0 | 0.0% | Over Votes: | 0 | 0.0% |
| Over Votes: | 0 | 0.0% | <i>State Representative, Dist 10 - D</i> | | | <i>State Representative, Dist 16 - R</i> | | |
| <i>State Representative, Dist 4 - R</i> | | | MIYAKE, Tyson K. | | | 3,451 70.7% | | |
| HO, Keikilani | 815 | 61.5% | SAVAGE, Jeremiah | 816 | 16.7% | Blank Votes: | 657 | 60.0% |
| Blank Votes: | 419 | 31.6% | Blank Votes: | 457 | 9.4% | Blank Votes: | 352 | 32.1% |
| Over Votes: | 0 | 0.0% | Over Votes: | 3 | 0.1% | Over Votes: | 0 | 0.0% |
| <i>State Representative, Dist 4 - D</i> | | | <i>State Representative, Dist 11 - R</i> | | | <i>State Representative, Dist 16 - D</i> | | |
| ILAGAN, Greggor | | | 3,114 77.9% | | | EVSLIN, Luke A. | | |
| Blank Votes: | 773 | 19.3% | Blank Votes: | 385 | 30.8% | 3,228 77.3% | | |
| Over Votes: | 0 | 0.0% | Over Votes: | 0 | 0.0% | Blank Votes: | 844 | 20.2% |
| <i>State Representative, Dist 5 - R</i> | | | <i>State Representative, Dist 11 - D</i> | | | Over Votes: | | |
| OYAMA, Ashley | | | 984 68.7% | | | 0 0.0% | | |
| Blank Votes: | 338 | 23.6% | AMATO, Terez (T.Amato) | | | 2,599 73.8% | | |
| Over Votes: | 0 | 0.0% | Blank Votes: | | | 869 24.7% | | |
| <i>State Representative, Dist 5 - D</i> | | | <i>State Representative, Dist 12 - G</i> | | | Over Votes: | | |
| KAPELA, Jeanne | | | 2,939 66.1% | | | 0 0.0% | | |
| MAKUAOLE-PERRIN, Chantel | | | 616 13.9% | | | RYAN, Rita M. | | |
| Blank Votes: | 777 | 17.5% | Blank Votes: | | | 28 28.0% | | |
| Over Votes: | 2 | 0.0% | Over Votes: | | | 7 7.0% | | |
| <i>State Representative, Dist 5 - L</i> | | | <i>State Representative, Dist 12 - R</i> | | | 0 0.0% | | |
| FOGEL, Frederick F. | | | 39 29.5% | | | JOHNSON, Dan | | |
| Blank Votes: | 8 | 6.1% | Blank Votes: | | | 847 72.0% | | |
| Over Votes: | 0 | 0.0% | Over Votes: | | | 280 23.8% | | |
| <i>State Representative, Dist 6 - R</i> | | | <i>State Representative, Dist 12 - D</i> | | | Over Votes: | | |
| MADISON, Sylvie M. | | | 1,068 67.0% | | | 0 0.0% | | |
| Blank Votes: | 451 | 28.3% | YAMASHITA, Kyle T. | | | 3,679 74.6% | | |
| Over Votes: | 0 | 0.0% | Blank Votes: | | | 1,190 24.1% | | |
| <i>State Representative, Dist 6 - D</i> | | | <i>State Representative, Dist 13 - R</i> | | | Over Votes: | | |
| KAHALOA, Kirstin | | | 3,280 75.5% | | | 0 0.0% | | |
| BETLACH, John F. | | | 260 6.0% | | | ADAM, Scott | | |
| Blank Votes: | 724 | 16.7% | Blank Votes: | | | 563 63.3% | | |
| Over Votes: | 1 | 0.0% | Over Votes: | | | 229 25.7% | | |
| <i>State Representative, Dist 7 - R</i> | | | <i>State Representative, Dist 13 - D</i> | | | 0 0.0% | | |
| DALHOUSE, Timothy A. (Tim) | | | 965 67.8% | | | POEPOE, Mahina | | |
| Blank Votes: | 395 | 27.8% | Blank Votes: | | | 2,568 66.0% | | |
| Over Votes: | 0 | 0.0% | Over Votes: | | | 763 19.6% | | |
| <i>State Representative, Dist 7 - D</i> | | | <i>State Representative, Dist 14 - R</i> | | | 0 0.0% | | |
| LOWEN, Nicole | | | 2,483 79.2% | | | ARMSTRONG, Kelly J. | | |
| Blank Votes: | 589 | 18.8% | Blank Votes: | | | 647 70.8% | | |
| Over Votes: | 0 | 0.0% | Over Votes: | | | 196 21.4% | | |
| <i>State Representative, Dist 8 - R</i> | | | <i>State Representative, Dist 14 - D</i> | | | 0 0.0% | | |
| PERREIRA, Monique CobbAdams | | | 960 65.9% | | | COCHRAN, Elle | | |
| Blank Votes: | 406 | 27.9% | Blank Votes: | | | 1,384 56.4% | | |
| Over Votes: | 0 | 0.0% | Over Votes: | | | 697 28.4% | | |
| <i>State Representative, Dist 8 - D</i> | | | <i>State Representative, Dist 15 - R</i> | | | 0 0.0% | | |
| TODD, Christopher L.T. | | | 2,221 47.8% | | | SAYAMA, Jackson D. | | |
| KANAHELE, Kiana (Keawekane) | | | 1,786 38.4% | | | 3,972 79.3% | | |
| Blank Votes: | | | 477 10.3% | | | Blank Votes: | | |
| Over Votes: | | | 2 0.0% | | | 978 19.5% | | |
| <i>State Representative, Dist 9 - D</i> | | | <i>State Representative, Dist 15 - D</i> | | | 0 0.0% | | |
| WOODSON, Justin H. | | | 2,522 79.4% | | | Blank Votes: | | |
| Blank Votes: | | | 555 17.5% | | | 411 45.8% | | |
| Over Votes: | | | 0 0.0% | | | 0 0.0% | | |
| <i>State Representative, Dist 10 - D</i> | | | <i>State Representative, Dist 16 - R</i> | | | <i>State Representative, Dist 17 - R</i> | | |
| MIYAKE, Tyson K. | | | 3,451 70.7% | | | JAUCH, Michael H. | | |
| SAVAGE, Jeremiah | | | 816 16.7% | | | 500 48.5% | | |
| Blank Votes: | | | 457 9.4% | | | Blank Votes: | | |
| Over Votes: | | | 3 0.1% | | | 470 45.6% | | |
| <i>State Representative, Dist 11 - R</i> | | | <i>State Representative, Dist 17 - D</i> | | | Over Votes: | | |
| ACAIN, Aileen R. (Lily) | | | 813 65.1% | | | 0 0.0% | | |
| Blank Votes: | | | 385 30.8% | | | <i>State Representative, Dist 17 - D</i> | | |
| Over Votes: | | | 0 0.0% | | | MORIKAWA, Daynette (Dee) | | |
| <i>State Representative, Dist 11 - D</i> | | | <i>State Representative, Dist 18 - R</i> | | | 2,827 73.6% | | |
| AMATO, Terez (T.Amato) | | | 2,599 73.8% | | | Blank Votes: | | |
| Blank Votes: | | | 869 24.7% | | | 930 24.2% | | |
| Over Votes: | | | 0 0.0% | | | Over Votes: | | |
| <i>State Representative, Dist 12 - G</i> | | | <i>State Representative, Dist 18 - R</i> | | | 0 0.0% | | |
| RYAN, Rita M. | | | 28 28.0% | | | WARD, Gene | | |
| Blank Votes: | | | 7 7.0% | | | 1,609 72.3% | | |
| Over Votes: | | | 0 0.0% | | | Blank Votes: | | |
| <i>State Representative, Dist 12 - R</i> | | | <i>State Representative, Dist 19 - D</i> | | | 285 12.8% | | |
| JOHNSON, Dan | | | 847 72.0% | | | Over Votes: | | |
| Blank Votes: | | | 280 23.8% | | | 0 0.0% | | |
| Over Votes: | | | 0 0.0% | | | <i>State Representative, Dist 19 - D</i> | | |
| <i>State Representative, Dist 12 - D</i> | | | <i>State Representative, Dist 20 - R</i> | | | 4,436 71.3% | | |
| YAMASHITA, Kyle T. | | | 3,679 74.6% | | | Blank Votes: | | |
| Blank Votes: | | | 1,190 24.1% | | | 1,717 27.6% | | |
| Over Votes: | | | 0 0.0% | | | Over Votes: | | |
| <i>State Representative, Dist 13 - R</i> | | | <i>State Representative, Dist 20 - D</i> | | | 0 0.0% | | |
| ADAM, Scott | | | 563 63.3% | | | SOLOMON, Corinne S. | | |
| Blank Votes: | | | 229 25.7% | | | 597 61.2% | | |
| Over Votes: | | | 0 0.0% | | | Blank Votes: | | |
| <i>State Representative, Dist 13 - D</i> | | | <i>State Representative, Dist 21 - R</i> | | | 311 31.9% | | |
| POEPOE, Mahina | | | 2,568 66.0% | | | Over Votes: | | |
| CLARK, Linda Ha'i | | | 763 19.6% | | | 0 0.0% | | |
| Blank Votes: | | | 457 11.7% | | | <i>State Representative, Dist 20 - D</i> | | |
| Over Votes: | | | 1 0.0% | | | NAKADA GRANDINETTI, Tina | | |
| <i>State Representative, Dist 14 - R</i> | | | <i>State Representative, Dist 21 - R</i> | | | 2,308 40.2% | | |
| ARMSTRONG, Kelly J. | | | 647 70.8% | | | CHOI, John | | |
| Blank Votes: | | | 196 21.4% | | | 1,133 19.7% | | |
| Over Votes: | | | 0 0.0% | | | WONG, Kevan JunWah Kamakana | | |
| <i>State Representative, Dist 14 - D</i> | | | <i>State Representative, Dist 21 - R</i> | | | 1,000 17.4% | | |
| COCHRAN, Elle | | | 1,384 56.4% | | | LOGUE, James | | |
| BALINBIN, Kanamu | | | 697 28.4% | | | 436 7.6% | | |
| Blank Votes: | | | 259 10.6% | | | HOOKER, George | | |
| Over Votes: | | | 3 0.1% | | | 364 6.3% | | |
| <i>State Representative, Dist 15 - R</i> | | | <i>State Representative, Dist 21 - R</i> | | | Blank Votes: | | |
| MORANZ, David A. | | | 444 49.5% | | | 366 6.4% | | |
| Blank Votes: | | | 411 45.8% | | | Over Votes: | | |
| Over Votes: | | | 0 0.0% | | | 2 0.0% | | |
| <i>State Representative, Dist 15 - D</i> | | | <i>State Representative, Dist 21 - R</i> | | | <i>State Representative, Dist 21 - D</i> | | |
| NAKAMURA, Nadine K. | | | 2,617 78.2% | | | SEASHELL, Joelle | | |
| Blank Votes: | | | 669 20.0% | | | 584 62.1% | | |
| Over Votes: | | | 0 0.0% | | | Blank Votes: | | |
| <i>State Representative, Dist 16 - R</i> | | | <i>State Representative, Dist 21 - R</i> | | | 303 32.2% | | |
| YODER, Steve | | | 657 60.0% | | | Over Votes: | | |
| Blank Votes: | | | 352 32.1% | | | 0 0.0% | | |
| Over Votes: | | | 0 0.0% | | | <i>State Representative, Dist 21 - D</i> | | |
| <i>State Representative, Dist 16 - D</i> | | | <i>State Representative, Dist 21 - R</i> | | | 3,972 79.3% | | |
| EVSLIN, Luke A. | | | 3,228 77.3% | | | SAYAMA, Jackson D. | | |
| Blank Votes: | | | 844 20.2% | | | 3,972 79.3% | | |
| Over Votes: | | | 0 0.0% | | | Blank Votes: | | |
| <i>State Representative, Dist 17 - R</i> | | | <i>State Representative, Dist 21 - R</i> | | | 978 19.5% | | |
| JAUCH, Michael H. | | | 500 48.5% | | | Over Votes: | | |
| Blank Votes: | | | 470 45.6% | | | 0 0.0% | | |
| Over Votes: | | | 0 0.0% | | | <i>State Representative, Dist 21 - D</i> | | |
| <i>State Representative, Dist 17 - D</i> | | | <i>State Representative, Dist 21 - R</i> | | | 0 0.0% | | |
| MORIKAWA, Daynette (Dee) | | | 2,827 73.6% | | | SAYAMA, Jackson D. | | |
| Blank Votes: | | | 930 24.2% | | | 3,972 79.3% | | |
| Over Votes: | | | 0 0.0% | | | Blank Votes: | | |
| <i>State Representative, Dist 18 - R</i> | | | <i>State Representative, Dist 21 - R</i> | | | 978 19.5% | | |
| WARD, Gene | | | 1,609 72.3% | | | Over Votes: | | |
| Blank Votes: | | | 285 12.8% | | | 0 0.0% | | |
| Over Votes: | | | 0 0.0% | | | <i>State Representative, Dist 21 - D</i> | | |
| <i>State Representative, Dist 19 - D</i> | | | <i>State Representative, Dist 21 - R</i> | | | 0 0.0% | | |
| HASHEM, Mark Jun | | | 4,436 71.3% | | | SAYAMA, Jackson D. | | |
| Blank Votes: | | | 1,717 27.6% | | | 3,972 79.3% | | |
| Over Votes: | | | 0 0.0% | | | Blank Votes: | | |
| <i>State Representative, Dist 20 - R</i> | | | <i>State Representative, Dist 21 - R</i> | | | 978 19.5% | | |
| SOLOMON, Corinne S. | | | 597 61.2% | | | Over Votes: | | |
| Blank Votes: | | | 311 31.9% | | | 0 0.0% | | |
| Over Votes: | | | 0 0.0% | | | <i>State Representative, Dist 21 - D</i> | | |
| <i>State Representative, Dist 20 - D</i> | | | <i>State Representative, Dist 21 - R</i> | | | 0 0.0% | | |
| NAKADA GRANDINETTI, Tina | | | 2,308 40.2% | | | SAYAMA, Jackson D. | | |
| CHOI, John | | | 1,133 19.7% | | | 3,972 79.3% | | |
| WONG, Kevan JunWah Kamakana | | | 1,000 17.4% | | | Blank Votes: | | |
| LOGUE, James | | | 436 7.6% | | | 978 19.5% | | |
| HOOKER, George | | | 364 6.3% | | | Over Votes: | | |
| Blank Votes: | | | 366 6.4% | | | 0 0.0% | | |
| Over Votes: | | | 2 0.0% | | | <i>State Representative, Dist 21 - D</i> | | |
| <i>State Representative, Dist 20 - R</i> | | | <i>State Representative, Dist 21 - R</i> | | | 0 0.0% | | |
| SOLOMON, Corinne S. | | | 597 61.2% | | | SAYAMA, Jackson D. | | |
| Blank Votes: | | | 311 31.9% | | | 3,972 79.3% | | |
| Over Votes: | | | 0 0.0% | | | Blank Votes: | | |
| <i>State Representative, Dist 20 - D</i> | | | <i>State Representative, Dist 21 - R</i> | | | 978 19.5% | | |
| NAKADA GRANDINETTI, Tina | | | 2,308 40.2% | | | Over Votes: | | |
| CHOI, John | | | 1,133 19.7% | | | 0 0.0% | | |
| WONG, Kevan JunWah Kamakana | | | 1,000 17.4% | | | <i>State Representative, Dist 21 - D</i> | | |
| LOGUE, James | | | 436 7.6% | | | 3,972 79.3% | | |
| HOOKER, George | | | 364 6.3% | | | Blank Votes: | | |
| Blank Votes: | | | 366 6.4% | | | 978 19.5% | | |
| Over Votes: | | | 2 0.0% | | | Over Votes: | | |
| <i>State Representative, Dist 21 - R</i> | | | <i>State Representative, Dist 21 - R</i> | | | 0 0.0% | | |
| SEASHELL, Joelle | | | 584 62.1% | | | SAYAMA, Jackson D. | | |
| Blank Votes: | | | 303 32.2% | | | 3,972 79.3% | | |
| Over Votes: | | | 0 0.0% | | | Blank Votes: | | |
| <i>State Representative, Dist 21 - D</i> | | | <i>State Representative, Dist 21 - R</i> | | | 978 19.5% | | |
| SAYAMA, Jackson D. | | | 3,972 79.3% | | | Over Votes: | | |
| Blank Votes: | | | 978 19.5% | | | 0 0.0% | | |
| Over Votes: | | | 0 0.0% | | | <i>State Representative, Dist 21 - D</i> | | |

| | | | | | | | | |
|--|-------|-------|---|---------|-------|---|-------|-------|
| State Representative, Dist 43 - R | | | State Representative, Dist 50 - R | | | Councilmember, Dist 2, County of Hawai'i | | |
| SOUZA, Kanani | 1,106 | 47.8% | CONNELLY, Timothy D. | 1,028 | 67.5% | KAGIWADA, Jennifer (Jenn) | 4,256 | 56.3% |
| MEDEIROS, Sheila | 802 | 34.7% | Blank Votes: | 437 | 28.7% | BAUTISTA, Blaine Kenji | 1,257 | 16.6% |
| Blank Votes: | 146 | 6.3% | Over Votes: | 0 | 0.0% | NAPOLEON, Gary, Jr. (Gigi) | 791 | 10.5% |
| Over Votes: | 3 | 0.1% | | | | MANIPOL, Grace | 421 | 5.6% |
| State Representative, Dist 44 - D | | | State Representative, Dist 50 - D | | | Blank Votes: | | |
| KILA, Darius K. | 1,664 | 81.5% | LEE, Mike | 3,597 | 54.6% | Over Votes: | 820 | 10.9% |
| Blank Votes: | 287 | 14.1% | HUSSEY-BURDICK, Natalia | 2,532 | 38.4% | Over Votes: | 10 | 0.1% |
| Over Votes: | 0 | 0.0% | | | | Councilmember, Dist 3, County of Hawai'i | | |
| State Representative, Dist 45 - R | | | State Representative, Dist 51 - D | | | ONISHI, Dennis (Fresh) | | |
| MURAOKA, Chris | 631 | 51.1% | MARTEN, Lisa | 3,290 | 65.1% | CHANG, Kelton | 1,417 | 19.8% |
| WILBUR, Tiana | 401 | 32.5% | POKIPALA, Hopena | 1,223 | 24.2% | ROBINSON, Kaloa | 1,304 | 18.2% |
| Blank Votes: | 72 | 5.8% | Blank Votes: | 398 | 7.9% | TURALDE, Leomana | 453 | 6.3% |
| Over Votes: | 1 | 0.1% | Over Votes: | 2 | 0.0% | Blank Votes: | 610 | 8.5% |
| | | | | | | Over Votes: | 3 | 0.0% |
| State Representative, Dist 45 - D | | | Hawaii Resident Trustee | | | Councilmember, Dist 4, County of Hawai'i | | |
| DESOTO, Desire Auguste | 976 | 47.8% | KAHELE, Kaiali'i | 80,186 | 29.6% | KIERKIEWICZ, Ashley | 3,653 | 72.1% |
| CRABBE, Cross Makani | 504 | 24.7% | AKI, Z. Ka'apana | 34,325 | 12.6% | Blank Votes: | 1,417 | 27.9% |
| GANABAN, Philip Joseph | 229 | 11.2% | CERMELJ, Hope Alohalani | 15,688 | 5.8% | Over Votes: | 0 | 0.0% |
| SOARES, Ranson Kuiokalani | 80 | 3.9% | WALTJEN-KUILIPULE, Hulali | 11,160 | 4.1% | Councilmember, Dist 5, County of Hawai'i | | |
| Blank Votes: | 126 | 6.2% | Blank Votes: | 129,714 | 47.8% | KANEALI'I-KLEINFELDER, Matt | 1,966 | 40.2% |
| Over Votes: | 2 | 0.1% | Over Votes: | 272 | 0.1% | RODENHURST, Ikaika | 1,128 | 23.1% |
| State Representative, Dist 46 - R | | | Molokai Resident Trustee | | | TOLENTINO, Aaron | | |
| GABRIEL, Daniel Michael | 795 | 67.8% | ALAPA, Luana | 55,971 | 20.6% | TAYLOR, Haylie L. | 177 | 3.6% |
| Blank Votes: | 316 | 26.9% | NIHIPALI, R. Kunani | 34,173 | 12.6% | TORRES, Sysha-Marie | 137 | 2.8% |
| Over Votes: | 0 | 0.0% | LANKFORD-FAVORITO, Lu Ann | 12,540 | 4.6% | Blank Votes: | 495 | 10.1% |
| | | | | | | Over Votes: | 2 | 0.0% |
| State Representative, Dist 46 - D | | | Blank Votes: | | | Councilmember, Dist 6, County of Hawai'i | | |
| PERRUSO, Amy A. | 1,826 | 58.0% | Over Votes: | 156,709 | 57.8% | GALIMBA, Michelle M. | | |
| CLEMENTE, Mark Anthony G. | 987 | 31.4% | | | | KAILIAWA-SMITH, Ikaika | | |
| Blank Votes: | 224 | 7.1% | | | | JONES, Kyle K. | | |
| Over Votes: | 2 | 0.1% | | | | BURNS, Marie J. | | |
| | | | | | | Blank Votes: | | |
| | | | | | | Over Votes: | | |
| | | | | | | 5 | | |
| | | | | | | 0.1% | | |
| State Representative, Dist 47 - R | | | At-Large Trustee | | | Councilmember, Dist 7, County of Hawai'i | | |
| AGUIRRE, John W. (Johnny) | 751 | 64.5% | AKINA, Keli'i | 40,836 | 15.0% | VILLEGAS, Rebecca A. | | |
| Blank Votes: | 374 | 32.1% | AHU ISA, Lei | 30,860 | 11.4% | HEWLEN, Zahz Manawapou | | |
| Over Votes: | 0 | 0.0% | APO, Peter | 27,487 | 10.1% | MOORE, Wesley | | |
| | | | | | | MONTGOMERY, Joshua W. | | |
| | | | | | | WILKINSON, Jennifer | | |
| | | | | | | Blank Votes: | | |
| | | | | | | Over Votes: | | |
| | | | | | | 681 | | |
| | | | | | | 13.8% | | |
| | | | | | | 8 | | |
| | | | | | | 0.2% | | |
| State Representative, Dist 47 - D | | | Mayor, County of Hawai'i | | | Councilmember, Dist 8, County of Hawai'i | | |
| QUINLAN, Sean | 1,684 | 80.0% | ROTH, Mitch | 18,446 | 36.5% | INABA, Holeka Goro | | |
| Blank Votes: | 357 | 17.0% | ALAMEDA, C. Kimo | 13,454 | 26.6% | BURNS, Caryl | | |
| Over Votes: | 0 | 0.0% | KOBAYASHI, Breeani R.P. | 9,907 | 19.6% | Blank Votes: | | |
| | | | | | | Over Votes: | | |
| | | | | | | 849 | | |
| | | | | | | 20.1% | | |
| | | | | | | 4 | | |
| | | | | | | 0.1% | | |
| State Representative, Dist 48 - G | | | Blank Votes: | | | Councilmember, Dist 9, County of Hawai'i | | |
| DAILY, Asheemo N. (Koda) | 22 | 31.0% | Over Votes: | 1,604 | 3.2% | HUSTACE, James E. | | |
| Blank Votes: | 8 | 11.3% | | | | EVANS, Cindy | | |
| Over Votes: | 0 | 0.0% | | | | KONOWICZ, Michael J. | | |
| | | | | | | Blank Votes: | | |
| | | | | | | Over Votes: | | |
| | | | | | | 474 | | |
| | | | | | | 8.4% | | |
| | | | | | | 5 | | |
| | | | | | | 0.1% | | |
| State Representative, Dist 48 - D | | | Prosecuting Attorney, County of Hawai'i | | | Councilmember (South Maui) | | |
| KITAGAWA, Lisa C. | 4,279 | 85.0% | WALTJEN, Kelden Braun Akoni | 34,308 | 68.0% | COOK, Tom | | |
| Blank Votes: | 712 | 14.1% | Blank Votes: | 16,182 | 32.0% | KING, Kelly Takaya | | |
| Over Votes: | 0 | 0.0% | Over Votes: | 0 | 0.0% | PRONES, Johnny Keoni | | |
| | | | | | | Blank Votes: | | |
| | | | | | | Over Votes: | | |
| | | | | | | 4,006 | | |
| | | | | | | 13.8% | | |
| | | | | | | 26 | | |
| | | | | | | 0.1% | | |
| State Representative, Dist 49 - R | | | Councilmember, Dist 1, County of Hawai'i | | | | | |
| UBANDO, Josiah (BrahKruz) | 776 | 60.7% | KIMBALL, Heather L. | 2,709 | 48.3% | | | |
| Blank Votes: | 460 | 36.0% | ANDERSON, Brittany | 1,527 | 27.2% | | | |
| Over Votes: | 0 | 0.0% | PENN, BJ | 924 | 16.5% | | | |
| | | | | | | | | |
| | | | | | | | | |
| | | | | | | | | |
| | | | | | | | | |
| State Representative, Dist 49 - D | | | Blank Votes: | | | | | |
| MATAYOSHI, Scot | 3,874 | 78.9% | Over Votes: | 436 | 7.8% | | | |
| NAIPO, Kana | 598 | 12.2% | | | | | | |
| Blank Votes: | 337 | 6.9% | | | | | | |
| Over Votes: | 2 | 0.0% | | | | | | |

| <i>Councilmember (Upcountry)</i> | | |
|----------------------------------|--------|-------|
| SUGIMURA, Yuki Lei Kashiwa | 16,739 | 57.7% |
| CRUZ, Jocelyn N. | 5,252 | 18.1% |
| CODELIA, Edward (Ed) | 2,271 | 7.8% |
| Blank Votes: | 4,736 | 16.3% |
| Over Votes: | 17 | 0.1% |

| <i>Councilmember, Dist VII, City & County of Honolulu</i> | | |
|---|-------|-------|
| CORDERO, Radiant | 9,849 | 71.4% |
| Blank Votes: | 3,936 | 28.6% |
| Over Votes: | 0 | 0.0% |

| <i>Prosecuting Attorney, County of Kaua'i</i> | | |
|---|-------|-------|
| LIKE, Rebecca V. | 7,611 | 51.7% |
| Blank Votes: | 7,110 | 48.3% |
| Over Votes: | 0 | 0.0% |

| <i>Councilmember, Dist IX, City & County of Honolulu</i> | | |
|--|--------|-------|
| TULBA, Augie (Augie T) | 10,430 | 83.4% |
| Blank Votes: | 2,074 | 16.6% |
| Over Votes: | 0 | 0.0% |

| <i>Councilmember, County of Kaua'i</i> | | |
|--|--------|-------|
| Number To Vote For: 7 | | |
| CARVALHO, Bernard P., Jr. | 7,653 | 7.4% |
| RAPOZO, Mel | 7,435 | 7.2% |
| KANESHIRO, Arryl J. | 6,836 | 6.6% |
| KAGAWA, Ross | 6,521 | 6.3% |
| KUALII, KipuKai | 6,476 | 6.3% |
| COWDEN, Felicia | 5,898 | 5.7% |
| BULOSAN, Addison | 5,607 | 5.4% |
| DECOSTA, Billy D. | 4,989 | 4.8% |
| HOLLAND, Fern Anuenue | 4,817 | 4.7% |
| APILADO, Abe, Jr. (Aba-G) | 2,133 | 2.1% |
| CUMMINGS, Sherri | 2,094 | 2.0% |
| KEAHIOLALO, W. Butch | 1,962 | 1.9% |
| NELSON, Jacquelyn (Jakki) | 1,262 | 1.2% |
| THOMAS, Bart | 1,240 | 1.2% |
| DES, Ana Mo | 1,091 | 1.1% |
| YAGO, Clint A., Sr. | 1,057 | 1.0% |
| LINDNER, Jeffrey | 892 | 0.9% |
| Blank Votes: | 34,916 | 33.9% |
| Over Votes: | 24 | 0.0% |

| REGISTRATION AND TURNOUT | | |
|---|---------|-------|
| ***** | | |
| PRIMARY | | |
| ***** | | |
| TOTAL REGISTRATION | 839,618 | |
| TOTAL TURNOUT | 271,345 | 32.3% |
| MAIL TURNOUT | 266,362 | 31.7% |
| GREEN PARTY (G) | 1,589 | 0.2% |
| SOLIDARITY PARTY (S) | 79 | 0.0% |
| REPUBLICAN PARTY (R) | 55,551 | 6.6% |
| DEMOCRATIC PARTY (D) | 197,444 | 23.5% |
| NONPARTISAN BALLOT (N) | 2,132 | 0.3% |
| LIBERTARIAN PARTY (L) | 553 | 0.1% |
| PARTY FOR SOCIALISM AND LIBERATION (SL) | 85 | 0.0% |
| WE THE PEOPLE (W) | 1,113 | 0.1% |
| NO LABELS (NL) | 1,995 | 0.2% |
| NO PARTY SELECTED | 5,077 | 0.6% |
| MULTI-PARTY VOTING | 744 | 0.1% |
| IN-PERSON TURNOUT | 4,983 | 0.6% |
| GREEN PARTY (G) | 35 | 0.0% |
| SOLIDARITY PARTY (S) | 8 | 0.0% |
| REPUBLICAN PARTY (R) | 2,593 | 0.3% |
| DEMOCRATIC PARTY (D) | 2,141 | 0.3% |
| NONPARTISAN BALLOT (N) | 40 | 0.0% |
| LIBERTARIAN PARTY (L) | 9 | 0.0% |
| PARTY FOR SOCIALISM AND LIBERATION (SL) | 6 | 0.0% |
| WE THE PEOPLE (W) | 38 | 0.0% |
| NO LABELS (NL) | 50 | 0.0% |
| NO PARTY SELECTED | 59 | 0.0% |
| MULTI-PARTY VOTING | 4 | 0.0% |

| <i>Mayor, City & County of Honolulu</i> | | |
|---|---------|-------|
| BLANGIARDI, Rick | 125,076 | 70.6% |
| JAMES, Choon | 23,087 | 13.0% |
| BOURGOIN, Duke | 6,231 | 3.5% |
| DICKS, Karl O. | 5,908 | 3.3% |
| Blank Votes: | 16,698 | 9.4% |
| Over Votes: | 108 | 0.1% |

| <i>Prosecuting Attorney, City & County of Honolulu</i> | | |
|--|---------|-------|
| ALM, Steve | 127,367 | 71.9% |
| Blank Votes: | 49,741 | 28.1% |
| Over Votes: | 0 | 0.0% |

| <i>Councilmember, Dist I, City & County of Honolulu</i> | | |
|---|--------|-------|
| TUPOLA, Andria | 11,584 | 78.9% |
| Blank Votes: | 3,106 | 21.1% |
| Over Votes: | 0 | 0.0% |

| <i>Councilmember, Dist III, City & County of Honolulu</i> | | |
|---|--------|-------|
| KIAAINA, Esther | 12,197 | 47.5% |
| KAUAHIKAUA, David | 3,753 | 14.6% |
| NAKANELUA, Kelsey | 3,733 | 14.5% |
| CURREN, Christopher J. | 1,264 | 4.9% |
| Blank Votes: | 4,720 | 18.4% |
| Over Votes: | 26 | 0.1% |

| <i>Councilmember, Dist V, City & County of Honolulu</i> | | |
|---|--------|-------|
| NISHIMOTO, Scott Y. | 13,399 | 58.0% |
| SCHULTZ, Brendan | 3,506 | 15.2% |
| MUNENO, William (Bill) | 1,934 | 8.4% |
| Blank Votes: | 4,252 | 18.4% |
| Over Votes: | 13 | 0.1% |

IV. PUBLIC TESTIMONY

From: [Kellyna Campbell](#)
To: [OE.Elections.Commission](#)
Subject: [EXTERNAL] Written Testimony by Kellyna Campbell
Date: Tuesday, August 13, 2024 3:57:56 PM

Elections Committee,

I would like to make an oral testimony as well as this written testimony for the upcoming election committee meeting on August 27th.

1. I am in agreement with Commissioner Papalimu and Commissioner Cushnie in that I do not support ERIC in the state of Hawaii.
2. I would like accountability for the paper trail within the Office of of Elections. I have heard from a colleague that on several occasions she has sent correspondences to the Election Commission, and for some reason they are not receiving all of their messages?
3. Please give us an answer as to how United States Hawaii was registered as a voter and allowed to vote in the last election with a vacant address.
4. I would like for Scott Nago to be removed as Chief Election Officer. It appears he has committed a felony charge for not keeping the Cast Vote Records for the 2020 election. It is a federal mandate to retain these records for 22 months. Scott Nano has put in writing that he did not have the records.
This is a violation of federal code and policy, as outlined by the DOJ.

Mahalo,
Kellyna Campbell

From: [Juhl Rayne](#)
To: [OE.Elections.Commission](#)
Subject: [EXTERNAL] election committee meeting on August 27th.
Date: Thursday, August 15, 2024 8:38:15 PM

Elections Committee,

I would like to make an oral testimony as i will be off island for the election committee meeting on August 27th.

1. I am in agreement with Commissioner Papalimu and Commissioner Cushnie in that I do not support ERIC in the state of Hawaii.
2. I would like accountability for the paper trail within the Office of of Elections. I have heard from a colleague that on several occasions she has sent correspondences to the Election Commission, and for some reason they are not receiving all of their messages?
3. Please give us an answer as to how United States Hawaii was registered as a voter and allowed to vote in the last election with a vacant address.
4. I would like for Scott Nago to be removed as Chief Election Officer. It appears he has committed a felony charge for not keeping the Cast Vote Records for the 2020 election. It is a federal mandate to retain these records for 22 months. Scott Nano has put in writing that he did not have the records.
This is a violation of federal code and policy, as outlined by the DOJ.

Mahalo,
Juhl Rayne

August 16, 2024

Office of Disciplinary Counsel
201 Merchant Street Suite 1600
Honolulu, HI 96813

Dear Office of the Disciplinary Counsel,

Deputy Attorney General Leong first appeared as counsel for the Elections Commission during the commission meeting that occurred on 19 June, 2024.

Since that meeting, Deputy Attorney General Leong is in breach of Hawaii Rules of Professional Conduct Rule 1.3, 1.4, 1.7 and 7.1, and likely among others. Further DAG Leong has stalled all progress for the commission in accomplishing the attorney general responsibilities of AD 09-01, and has ignored providing any legal counsel for the commission as requested - and is thus in violation of the spirit and intent of HRS 28-4.

During the 19 June 2024 Elections Commission meeting, DAG Leong was requested and directed by the commission to provide counsel and opinions necessary for actions of the Elections Commission as performed in accordance with HRS 11-7.5, and per HAR 28-4.

Despite the direct acts and requests by the Elections Commission, DAG Leong, to date, has failed to provide the commission with any of the requested work product or counsel on the following:

1. During the March 19, 2024 Elections Commission meeting, the commission passed a motion in accordance with their duties per HRS 11-7.5(3) to pursue adopting an administrative rule that would require county clerks to certify that chain of custody was maintained in accordance with HAR 3-177-61 and HAR 3-177-453. Between March and June, multiple emails were sent to DAG Kam for counsel and to move this process along on behalf of the commission, and all were met with no response.

During the June 19, 2024 Elections Commission meeting, Chair Curtis then requested DAG Leong assist with moving the draft administrative rule through the process, and the appropriate correspondence was forwarded to DAG Leong via email on June 23, 2024 for "approval as to form" and in accordance with the procedures outlined in AD 09-01.

DAG Leong responded by email that he would not be able to respond with any guidance on this matter until this issue was placed on a commission agenda, and despite the act and approved motion by the commission directing the pursuit of the administrative rule process. As the commissioner who made this motion, I sent two subsequent emails on June 26 and June 28, 2024 to DAG Leong and with the transcript of the commission meeting that directed DAG Leong to review and advance the administrative rule. See ENCLOSURE (1).

Per AD 09-01 the Attorney General's review and approval "as to form" is to be provided on an expeditious basis and so that the process can be followed for subsequent approval through the governor.

To date, DAG Leong has not provided any response to this requested action nor responded in any way with the status of this administrative rule approval, and thus DAG Leong's procrastination is controlling and frustrating the progress of the commission.

2. During the June 19, 2024 Elections Commission meeting, the commission passed a motion in accordance with the commission's duties per HRS 11-7.5(3) and 11-8.5 to pursue 1) adopting an administrative rule to allow for signature verification to be witnessed by observers in accordance with HRS 16-45, and 2) adopting an administrative rule to only allow use of the signature on the voters' registration for the comparison of signatures on the ballot envelope.

These draft administrative rules were composed in accordance with the procedures outlined in AD 09-01 and forwarded to DAG Leong on June 28, 2024 for the attorney generals' action and approval "as to form." See ENCLOSURE (2).

To date, DAG Leong has not provided any response to this requested action nor responded with the status of these administrative rules, and thus DAG Leong's procrastination is controlling and frustrating the progress of the commission.

3. During the June 19, 2024 Elections Commission meeting, the commission passed a motion to direct the DAG Leong to answer the March 27, 2024 letter from Commissioner Cushnie to DAG Kam, along with Mr Dicks email of April 22, 2024 regarding the publication and conduct of commission meetings for the reappointment of the Chief Election Officer. As the commissioner who made this motion, I emailed this correspondence to DAG Leong on Jun 23, 2024. See ENCLOSURE (3).

To date, DAG Leong has not provided any response to these questions nor responded to the commission with information regarding these questions in any way, thus further controlling and frustrating the progress of the commission.

4. During the June 19, 2024 Elections Commission meeting, the commission passed a motion to remove Mr Nago as the Chief Elections Officer. After the vote, Chair Curtis overruled the act of the commission by majority vote. On June 20, 2024, as a commissioner who is interested in the outcome of this vote, I emailed Chair Curtis and DAG Leong with a summary of this action by the commission and to which neither Chair Curtis nor DAG Leong provided any response.

On June 24, 2024, as a commissioner with continued interest in this matter, I again emailed DAG Leong and requested a legal opinion of the action by the commission and requested this be provided by June 25, 2024 - and to which DAG Leong provided no response. See ENCLOSURE (4).

Separately, on June 26 and July 1, 2024, I again emailed DAG Leong for his legal opinion on this action by the commission.

To date, DAG Leong has not acknowledged receipt of these emails nor provided any response to this request, nor has any legal opinion been provided to the commission as requested.

5. On May 17, 2024, more than a month before DAG Leong appeared as counsel for the commission, DAG Leong submitted a motion to dismiss in case 1CCV-24-0000541 Dicks v. Elections Commission Agency Appeal in the 1st Circuit Court.

In this motion, DAG Leong specified that: “Appellees ELECTION COMMISSION and MICHAEL CURTIS respectfully move this Court for an order dismissing Appellant’s Notice of Appeal to the Circuit Court filed on April 26, 2024, for lack of appellate and subject-matter jurisdiction.” See ENCLOSURE (5).

This motion to dismiss was submitted on behalf of the Elections Commission before DAG Leong ever appeared as counsel in the commission meeting on June 19, 2024 - and without any knowledge of the commission.

Per HRS 11-7(5)(d) “The elections commission shall act by majority vote of its membership and shall establish its own procedures, except as may be provided by law.”

How was it possible for DAG Leong to submit a motion to dismiss to an agency appeal questioning an action by the commission, without knowledge of the commission?

Is the Elections Commission the nine members who act by majority vote of its membership per HRS 11-7, or is the commission DAG Leong?

6. On May 21, 2024 a UIPA request was submitted for disclosure of all communication between DAG Nakamura, who is the defense attorney for Mr Nago and DAG Leong, counsel acting on behalf of the commission, from 26 April, 2024 to present. The response for these records from the attorney general’s office was denied. See ENCLOSURE (6).

Per HRS 11-7.5, the duties of the elections commission are to investigate and hold hearings for receiving evidence of any violations and complaints related to elections, and that may affect the advice provided by the commission to the chief election officer on matters relating to elections, and that may affect the performance evaluation of the chief election officer.

How is it possible for DAG Leong, as counsel for the commission, to have a relationship with DAG Nakamura, the defense attorney for Mr Nago, without there being a conflict of interest regarding the duties of the commission?

Over the past three months:

DAG Leong has failed to respond to multiple email correspondence submitted on behalf of the commission and in support of acts performed by the commission for the advancement of three administrative rules that were voted on and approved during the commission meeting on June 19, 2024.

DAG Leong has failed to provide or advance “approval as to form” for these administrative rules and in an expeditious manner as required by AD 09-01.

DAG Leong has failed to provide a response to the questions which were submitted to DAG Kam on March 27, 2024 regarding the conduct of the February Elections Commission meeting and as requested from DAG Leong by the commission on June 19, 2024.

DAG Leong has failed to provide a response to the letter submitted to the commission by Mr Dicks on April 22, 2024 and as requested from DAG Leong by the commission on June 19, 2024.

DAG Leong has failed to provide a response to the request for a legal opinion regarding the vote to remove Mr Nago as the Chief Election Officer during the commission meeting that occurred on June 19, 2024, and as requested in correspondence on June 20, June 24, June 26, and July 1, 2024.

DAG Leong has failed to inform the Elections Commission of his independent action through submission of a motion to dismiss on May 17, 2024 to an agency appeal, and to which DAG Leong submitted this action independently, on behalf of the commission, and without knowledge of the commission.

Per the duties of the Attorney Generals Office, HRS 28-4 specifies that “The attorney general shall, without charge, at all times when called upon, give advice and counsel to the heads of departments, district judges, and other public officers, in all matters connected with their public duties, and otherwise aid and assist them in every way requisite to enable them to perform their duties faithfully.”

Over the past two months, and since DAG Leong first appeared as the counsel for the commission, this commissioner has engaged and attempted to communicate with DAG Leong respectfully, and in good faith, with questions that are relevant to the business of the commission and which are intended to enable progress for the commission.

During that time, DAG Leong continues to ignore this communication and has not provided any counsel as requested.

Hawaii Rules of Professional Conduct Rule 1.4 Communication 1.4(a) states that “A lawyer shall: (2) reasonably consult with the client about the means by which the client’s objectives are to be accomplished; (3) keep the client reasonably informed about the status of the matter;”

Further, Hawaii Rules of Professional Conduct Rule 1.4 Communication 1.4(b) states that “A lawyer shall explain a matter to the extent reasonably necessary to permit the client to make informed decisions regarding the representation.” And Comment [1] expounds that “Reasonable communication between the lawyer and the client is necessary for the client effectively to participate in the representation.” And further that “1.4(a)(1) requires that the lawyer promptly inform the client of its substance and secure the client’s consent prior to taking action.”

As well, Hawaii Rules of Professional Conduct Rule 1.3 Diligence states that “A lawyer shall act with reasonable diligence and promptness in representing a client,” and comment [3] states that “Perhaps no professional shortcoming is more widely resented than procrastination. A client’s interests often can be adversely affected by the passage of time or the change of conditions...”

Last, Hawaii Rules of Professional Conduct Rule 7.1 Communications Concerning Lawyers Services states that “A communication is false or misleading if it: (a) contains a material misrepresentation of fact or law, or omits a fact necessary to make the statement considered as a whole not materially misleading;”

DAG Leong’s failures are gross violations of the Hawaii Rules of Professional Conduct.

DAG Leong's response that he would not be able to provide guidance on the advancement of administrative rules until the matter was again placed on a meeting agenda is a blatant misrepresentation and breach of Rule 7.1(a).

DAG Leong's actions on behalf of the commission, independently, and without the knowledge of the commission, are a blatant breach of Rule 1.4(a)(1) and 1.4(b).

DAG Leong's failure to consult with the commission, and to keep the commission informed are clear violations of Rule 1.4(a)(2) and 1.4(a)(3).

DAG Leong's repeated failure to respond to requests for counsel and communication is a clear violation of Rule 1.3.

DAG Leong's failure to disclose his conflict of interest with DAG Nakamura, wherein he is providing counsel to the commission in a situation where the "the representation of one client will be directly averse to another client" is a clear conflict with the Hawaii Rules of Professional Conduct Rule 1.7.

DAG Leong's failure to respond and failure to advance these election matters as requested by the commission has delayed the actions by the commission more than 55 additional days. DAG Leong's procrastination and failure to communicate has further hindered progress by the commission and will prevent resolution and implementation of these administrative rules prior to the next election.

Conclusion:

I respectfully request that the Office of Disciplinary Council investigate the actions and counsel provided by Deputy Attorney General Leong which began with a motion to dismiss submitted on behalf of the Elections Commission and without the commissions knowledge, and has been exacerbated through two months of inaction, ignoring all of the requests for counsel that occurred during the Elections Commission meeting on Jun 19, 2024, and through DAG Leong's failure to provide any work product or counsel to the commission as requested and to date.

DAG Leong's conduct, independent actions, procrastination, and failure to provide counsel has violated the Hawaii Rules of Professional Conduct 1.3, 1.4, 1.7 and 7.1, is counter to the duties of the attorney generals officer per HRS 28-4, and violates the ethical and moral standards required of an attorney in providing unbiased counsel for the commission to perform their duties faithfully.

Ultimately, DAG Leong's lack of action has damaged the ability for the commission to advance laws to ensure the validity and reliability of election results.

Respectfully,



Ralph Cushnie

ralphcushnieec@cushniecci.com

20 August, 2024

Elections Commission
802 Lehua Avenue
Pearl City, Hawaii 96782

PETITION TO ELECTIONS COMMISSION - TO INVESTIGATE AND ENSURE THAT THE PRIMARY AND GENERAL ELECTIONS ARE CERTIFIED IN ACCORDANCE WITH THE STATUTES FOR THE STATE OF HAWAII

Chair Curtis,

Please accept this Petition to the Elections Commission - to investigate and ensure that the primary and general elections are certified in accordance with the statutes for the State of Hawaii.

This petition is presented pursuant to the duties of the commission: per HRS 11-7.5 for the commission to (2) investigate, hold hearings, and receive evidence of violations and complaints, and HRS 11-8.5 for the commissions implementation of an elections review program to (1) review the operation and performance of elections, (2) make recommendations on the methods to improve elections, and (3) establish policies for administration of the election observer program.

This information has been compiled from documents regarding the 2022 General Election and provided by the Office of Elections through multiple Uniform Information Procedures Act requests, from public court records from the Hawaii and U.S. District Court judiciary, and from other published information available to the public.

This petition is presented to the Elections Commission on this day to ensure that the commission and its commissioners are aware of the following facts:

FACT 1) The inauguration of the current governor and lieutenant governor for the State of Hawaii took place on Monday, 5 December 2022.

FACT 2) This inauguration occurred before the general election was certified.

FACT 3) The Elections Commission written summary for the 12 December 2022 meeting reported that "Due to pending litigation with the Hawaii State Supreme Court, Chair Anderson announced that the 2022 General Election has not yet been certified." Reference: 2022-12-12-EC-Written-Summary

FACT 4) The Elections Commission video for 12 December 2022 recorded Chair Anderson stating that "the election has not been finally certified..." Reference: www.youtube.com/watch?v=mUbpfcDEcow (time 11:06-11:20)

FACT 5) Commissioners Aquino, Curtis, Kiguchi, Kuwada, McAdam, and Takenaka were at that time part of the commission and present for that announcement. Reference: 2022-12-12-EC-Written-Summary

Per HRS 11-156 Certificates of election and certificate of results: "If there is an election contest... certificates shall be delivered only after a final determination in the contest has been made and the time for an appeal has expired."

FACT 6) DAG Nakamura attested to the Hawaii Supreme Court in his Memorandum in Support of Motion on 28 November 2022 that "HRS 11-156 expressly precludes delivery of certificates of election and

PETITION TO ELECTIONS COMMISSION - TO INVESTIGATE AND ENSURE THAT THE PRIMARY AND GENERAL ELECTIONS ARE CERTIFIED IN ACCORDANCE WITH THE STATUTES FOR THE STATE OF HAWAII

certificates of results when the election results have been contested and a final determination is pending.” Reference: SCEC-22-0000703.

FACT 7) Mr Nago signed a Certificate of Election attesting Mr Green as Governor and Ms Luke as Lieutenant Governor on 28 November 2022 – before the election was certified. See Enclosure (1) & (2).

On the date this certificate was signed, there were four active grievances contesting the election and which were pending adjudication in the Hawaii Supreme Court and the United States District Court District of Hawaii, and which, if found to be true, would invalidate the results of the election.

These contested election cases were:

Case #1) SCEC-22-0000711 - Dicks vs Nago in the Hawaii Supreme Court; filed 28 November 2022, closed 15 December 2022.

Case #2) SCEC-22-0000703 - Cushnie vs Nago in the Hawaii Supreme Court; filed 22 November 2022, closed 27 December 2022.

Case #3) 1CCV-22-0001499 - Hawaii Republican Party vs Nago; filed 28 November 2022, closed 28 February 2023.

Case #4) 1:22-CV-000460 - Martin vs Nago, in the U.S. District Court for the District of Hawaii: filed 26 October, 2022, closed 28 February 2023.

“An election is contested whenever an objection is formally urged against it which, if found to be true in fact, would invalidate it. This is true both as to objections founded upon some constitutional provision and to such as are based on statutes.” Reference: Blacks Law 6th Edition

FACT 8) Mr Nago signed these certificates of election on the same day that DAG Nakamura attested to the Hawaii Supreme Court that HRS 11-156 “expressly precludes delivery of certificates of election...when election results have been contested and a final determination is pending.”

FACT 9) Mr Nago signed these certificates of election while these four contested election cases were still pending adjudication. Reference: SCEC-22-0000703, 1CCV-22-0001499, and 1:22-CV-00460.

HRS 11-155 specifies the requirements for the certification of an election. This statute states that “The chief election officer...shall compile, certify, and release the election results...based on a comparison and reconciliation of the following:

- (1) The results of the canvass of ballots conducted pursuant to chapter 16;
- (2) The audit of records and resultant overage and underage report;
- (3) The audit results of the manual audit team;
- (4) The results of any mandatory recount of votes conducted pursuant to section 11-158; and
- (5) All logs, tally sheets, and other documents generated during the election and in the canvass of the election results.”

Per HRS 11-155(1), the canvass of ballots pursuant to chapter 16 includes the requirement for a post-election pre-certification audit conducted pursuant to HRS 16-42.

PETITION TO ELECTIONS COMMISSION - TO INVESTIGATE AND ENSURE THAT THE PRIMARY AND GENERAL ELECTIONS ARE CERTIFIED IN ACCORDANCE WITH THE STATUTES FOR THE STATE OF HAWAII

HRS 16-42(b)(3) requires that as a condition of using an electronic voting system “The chief election officer conducts a post-election, pre-certification audit of a random sample of not less than ten per cent of the precincts employing the electronic voting system, to verify that the electronic tallies generated by the system in those precincts equal hand tallies of the paper ballots generated by the system in those precincts...”

FACT 10) Mr Nago testified to Judge Chang during the Hawaii Republican Party vs Nago hearing in the 1st Circuit Court on 10 February 2023 that he did not use the actual paper ballots in conducting the required audit. Reference: 1CCV-22-0001499.

FACT 11) DAG Nakamura attested in his Memorandum in Support of Motion on 28 November 2022 that “In his position as Chief Election Officer, Defendant (Mr Nago) conducts audits in compliance with state law using scanned digital images of the actual paper ballots” and counter to the requirements of the statute. Reference: SCEC-22-0000703.

FACT 12) Mr Nago attested in his Office of Elections 1 July 2024 letter to Ms Detwiler that:

“It remains the position of the Office of Elections that the post-election audits are conducted by creating a hand tally of expected results to compare to the tabulation by the vote counting system. The conduct of the audit, for both the 2022 Primary and General Elections, used the scans captured by the vote counting system to create the hand tally of expected results and that should a discrepancy be identified within the conduct of the post-election audit, it is expanded to identify and resolve the issue to ensure the accuracy and integrity of the election.” Reference: Mr Nago letter to Ms Detwiler of 1 July 2024.

HRS 16-42(b)(3) specifically requires “hand tallies of the paper ballots” be used for the post-election pre-certification audit.

Comparing scans captured by the electronic voting system to the output of the same electronic voting system is not what is specified in the statute, nor will this identify a discrepancy in the electronic voting system as is the purpose of the post-election pre-certification audit.

Per HRS 16-42(b)(3), audits are required for 10% of the precincts employing the electronic voting system, which equates to 27 district/precincts spread across the state as follows: 16 district/precincts in Honolulu County, 2 in Kauai County, 4 in Maui County, and 5 in Hawaii County, and for all races.

FACT 13) The manual audits conducted for the 2022 general election did not audit all races in any of the 27 district/precincts in the state, and as required by HRS 16-42(b)(3).

FACT 14) The manual audits for Maui County did not audit both mail and in-person voting for the 4 required district/precincts for this county. Reference: UIPA 11-155

FACT 15) The manual audits for Hawaii County did not audit both mail and in-person voting for the 5 required district/precincts for this county. Reference: UIPA 11-155

FACT 16) Only one audit for one race in one district/precinct was performed using the actual paper ballot. Reference: UIPA 11-155

FACT 17) More mail in votes were reported on the final 2022 General Election Statewide Precinct Detail Report than were reported from any of the post-election manual audits which were completed before the precinct report was published. Reference: UIPA 11-155

PETITION TO ELECTIONS COMMISSION - TO INVESTIGATE AND ENSURE THAT THE PRIMARY AND GENERAL ELECTIONS ARE CERTIFIED IN ACCORDANCE WITH THE STATUTES FOR THE STATE OF HAWAII

Official Observers are established pursuant to HRS 16-45, and are comprised of no less than one official observer from each political party, no less than one official observer from the news media, and additional observers as space and facilities may permit. (HRS 16-45).

Official Observer certification responsibilities are outlined in multiple statutes including HRS 11-108, 152, 154 and HAR 3-177-704, 750, 752, 755, 756, 757, 758, 759, 760, 762, 763, 767, among others.

Per the Counting Center Manual, the goals and objectives of the Counting Center Operations are to: develop an audit trail that accounts for ballots and election materials, conduct operations following federal laws and state statutes, and maintain the integrity of the electoral process by conducting activities with the highest professional and ethical standards. (CCM)

As part of that process “Official Observers volunteer as the “eyes and ears” of the public by testing and certifying the voting equipment and observing the processing, handling, and transfer of election materials within the counting center” (CCM)

2,832 total signature logs were checked for the 2022 General Election. Reference: UIPA 11-155

Per the Counting Center Manual “Official Observers certify the sealing and unsealing of equipment transport containers and voted ballot containers.”

FACT 18) 18% of voted ballot container certifications of sealing were missing required observer certification.

FACT 19) 34% of voted ballot container certifications of unsealing were missing required observer certification.

FACT 20) 83% of voter service center voted ballot container logs were missing required observer certification.

FACT 21) 45.7% of all official observer certification logs were missing certification.

FACT 22) There was no documentation for drop box or postal collection chain of custody.

Per the Counting Center Manual during the manual audit process “Official Observers review and certify the results reports.”

FACT 23) 44% of manual audit results of votes cast reports were missing required official observer certification.

FACT 24) 100% of manual audit ballot review logs were missing required official observer certification.

Per the Counting Center Manual “Official Observers monitor the handling and transfer of ballots and vDrives and certify the recount.”

FACT 25) 60% of recount documentation was missing required official observer certification.

Per the Counting Center Manual, “Official Observers monitor the voting equipment sealing process and certify by signing the seal certification forms.”

FACT 26) 43% of scan seal certifications were missing required official observer certification.

PETITION TO ELECTIONS COMMISSION - TO INVESTIGATE AND ENSURE THAT THE PRIMARY AND GENERAL ELECTIONS ARE CERTIFIED IN ACCORDANCE WITH THE STATUTES FOR THE STATE OF HAWAII

FACT 27) 66% of touch writer seal certifications were missing required official observer certification.

FACT 28) 78% of print seal certifications were missing required official observer certification.

FACT 29) 68% of equipment certifications were missing required official observer certification.

HRS 11-155 requires that “the chief election officer in a state election, or county clerk in a county election, shall compile, certify, and release the election results by district and precinct after the expiration of the time for bringing an election contest.” And that “the certification shall be based on a comparison and reconciliation” of the five previously identified components. See HRS 11-155(1)-(5).

FACT 30) Mr Nago signed a “tabulation of votes” further labeled as an “Over/Under Report” on 16 December 2022. See Enclosure (3).

FACT 31) No certification of election results by district and precinct was ever compiled, certified, and released for the 2022 General Election as required by HRS 11-155.

Questions for the Elections Commission and per the elections review program:

- 1) How is it possible for Mr Nago and the Office of Elections to have a position on the conduct of audits that is different than that prescribed by the legislature and as written in the statute? (HRS 16-42)
- 2) How was it possible for Mr Nago to certify the election pursuant to statute after admitting that the audits were not conducted in accordance with the statute? (HRS 16-42 and HRS 11-155)
- 3) How was it possible for Mr Nago to report more mail-in votes in a statewide precinct detail report than were recorded during the post-election manual audits?
- 4) How was it possible for Mr Nago to certify the election when 45.7% of signature logs were missing required observer certification?
- 5) How was it possible for Mr Nago to certify the election when 68% of equipment certification was missing required observer certification?
- 6) How was it possible for Mr Nago to pass off an endorsement of an overage and underage report as a certification of election results by district and precinct when this is only one of the five requirements for certification of election? (HRS 11-155)
- 7) How was it possible for Mr Nago to sign a certificate of election for the governor and lieutenant governor candidates before the election was certified, and when this certification is expressly prohibited when an election is contested and final determination is pending? (HRS 11-156)

This petition contains the following recommendation for the Elections Commission:

- 1) Remove Mr Nago as Chief Elections Officer due to his gross negligence and maladministration of the 2022 election.
- 2) Review all of the requirements for certification of election pursuant to HRS 11-155 and 11-156 and prior to certification of the 2024 primary and general election.

PETITION TO ELECTIONS COMMISSION - TO INVESTIGATE AND ENSURE THAT THE PRIMARY AND GENERAL ELECTIONS ARE CERTIFIED IN ACCORDANCE WITH THE STATUTES FOR THE STATE OF HAWAII

- 3) Receive, review, and investigate all affidavits submitted by official observers as part of the elections review program and to ensure the validity and reliability of election results prior to the certification of the election.
- 4) Ensure that the chief election officer conducts the certification of the 2024 primary and general election in accordance with the statutory requirements of HRS 11-155 and HRS 11-156.
- 5) Introduce a rule pursuant to HRS 11-7.5(3) and 11-8.5(6) that the Chief Elections Officer certify under the penalty of perjury that the election was certified as accurate in accordance with the statutory requirements of HRS 11-155 and HRS 11-156.

Conclusion

Mr Curtis, in your July letter to Civil Beat in defense of Mr Nago and the Office of Elections you stated that "Voter Fraud allegations were reviewed in a majority of states, and found baseless, including Hawaii."

The facts provided in this petition are substantiated by nearly 17,000 pages of public information obtained through multiple Uniform Information Procedures Act requests and published election and judiciary information.

Mr Curtis, during the April Elections Commission meeting you stated that "Integrity is a matter of perception, there is no quantitative measure on that one" and that the commission is "here to advise him [Mr Nago] and to challenge anything we perceive to be illegal or inappropriate, and we've been doing it, we will continue to do that."

Let this testimony serve as documentation that election integrity allegations are not baseless claims, that there is a quantitative measure of integrity, and that Mr Nago openly admits and did attest to certifying the 2022 General Election inappropriately and contrary to statute.

FACT 32) Mr Nago did not certify the 2022 General Election in accordance with HRS 11-155 and 11-156.

Willful failure, neglect, or refusal by a public officer to act on this information is election fraud. (HRS 19-3)

There is ample evidence that Hawaii's elections are fraught with maladministration and fraud, and that you lack the integrity to lead this commission and uphold the standards beholden to you by the people.

Mr Curtis, I politely demand your immediate resignation.

S/F, Doug Pasnik
Colonel, USMC Retired

Certificate of Election

*I, Scott T. Nago, Chief Election Officer of Hawaii,
do hereby certify that*


Josh Green

*was on the eighth day of November, 2022, duly elected a
Governor for the State of Hawaii
for a term expiring on the
seventh day of December, A.D. 2026.*

Witness my hand this twenty-eighth day of November, A.D. 2022.



Chief Election Officer, State of Hawaii



Certificate of Election

I, Scott F. Nago, Chief Election Officer of Hawaii,

do hereby certify that


Sylvia Luke

was on the eighth day of November, 2022, duly elected a

Lieutenant Governor for the State of Hawaii

*for a term expiring on the
seventh day of December, A. D. 2026.*

Witness my hand this twenty-eighth day of November, A. D. 2022.




A handwritten signature in black ink, appearing to read 'S. Nago', is written over a horizontal line.

Chief Election Officer, State of Hawaii

STATE OF HAWAII
OFFICE OF ELECTIONS

I DO HEREBY CERTIFY that the foregoing is a true and accurate tabulation of the votes received for all Federal, State, and County candidates and all County questions voted upon at the General Election held on Tuesday, November 8, 2022, in the State of Hawaii.



IN WITNESS WHEREOF, I have hereunto set my hand and caused the Great Seal of the State of Hawaii to be affixed.

DONE at the Office of Elections, in Pearl City, State of Hawaii, this sixteenth day of December 2022.

A handwritten signature in blue ink, appearing to read "Scott T. Nago", is written over the printed name.

SCOTT T. NAGO
Chief Election Officer, State of Hawaii

Over/Under Report

2022 General Election

| D/P | Mail | | | | Voter Service Center | | | |
|-------|-------------------|--------------|----------|-----------|----------------------|--------------|----------|-----------|
| | Adj. Mail Turnout | Prec. Report | Over (+) | Under (-) | Walk Turnout | Prec. Report | Over (+) | Under (-) |
| 05-09 | 0 | 0 | 0 | 0 | 0 | 0 | 0 | 0 |
| 05-10 | 0 | 0 | 0 | 0 | 0 | 0 | 0 | 0 |
| 06-01 | 1,628 | 1,626 | 0 | (2) | 89 | 89 | 0 | 0 |
| 06-02 | 1,905 | 1,902 | 0 | (3) | 133 | 133 | 0 | 0 |
| 06-03 | 4,115 | 4,115 | 0 | 0 | 346 | 347 | 1 | 0 |
| 06-04 | 324 | 324 | 0 | 0 | 33 | 33 | 0 | 0 |
| 07-01 | 211 | 212 | 1 | 0 | 32 | 32 | 0 | 0 |
| 07-02 | 1,477 | 1,478 | 1 | 0 | 175 | 175 | 0 | 0 |
| 07-03 | 277 | 277 | 0 | 0 | 20 | 20 | 0 | 0 |
| 07-04 | 3,814 | 3,814 | 0 | 0 | 384 | 383 | 0 | (1) |
| 07-05 | 481 | 481 | 0 | 0 | 9 | 9 | 0 | 0 |
| 07-06 | 0 | 0 | 0 | 0 | 0 | 0 | 0 | 0 |
| 07-07 | 0 | 0 | 0 | 0 | 0 | 0 | 0 | 0 |
| 08-01 | 2,358 | 2,358 | 0 | 0 | 49 | 49 | 0 | 0 |
| 08-02 | 3,873 | 3,871 | 0 | (2) | 128 | 128 | 0 | 0 |
| 08-03 | 851 | 849 | 0 | (2) | 11 | 11 | 0 | 0 |
| 08-04 | 1,161 | 1,160 | 0 | (1) | 37 | 37 | 0 | 0 |

Over/Under Report

2022 General Election

| D/P | Mail | | | | Voter Service Center | | | |
|-------|-------------------|--------------|----------|-----------|----------------------|--------------|----------|-----------|
| | Adj. Mail Turnout | Prec. Report | Over (+) | Under (-) | Walk Turnout | Prec. Report | Over (+) | Under (-) |
| 09-01 | 1,655 | 1,654 | 0 | (1) | 49 | 49 | 0 | 0 |
| 09-02 | 1,742 | 1,742 | 0 | 0 | 67 | 67 | 0 | 0 |
| 09-03 | 1,235 | 1,234 | 0 | (1) | 36 | 36 | 0 | 0 |
| 09-04 | 1,238 | 1,239 | 1 | 0 | 80 | 80 | 0 | 0 |
| 09-05 | 637 | 637 | 0 | 0 | 25 | 25 | 0 | 0 |
| 10-01 | 595 | 595 | 0 | 0 | 34 | 34 | 0 | 0 |
| 10-02 | 647 | 647 | 0 | 0 | 10 | 10 | 0 | 0 |
| 10-03 | 3,401 | 3,399 | 0 | (2) | 138 | 140 | 2 | 0 |
| 10-04 | 1,114 | 1,114 | 0 | 0 | 59 | 62 | 3 | 0 |
| 10-05 | 1,786 | 1,786 | 0 | 0 | 75 | 76 | 1 | 0 |
| 10-06 | 739 | 738 | 0 | (1) | 41 | 41 | 0 | 0 |
| 10-07 | 1,206 | 1,202 | 0 | (4) | 64 | 62 | 0 | (2) |
| 11-01 | 2,354 | 2,352 | 0 | (2) | 94 | 93 | 0 | (1) |
| 11-02 | 1,831 | 1,830 | 0 | (1) | 87 | 90 | 3 | 0 |
| 11-03 | 2,704 | 2,702 | 0 | (2) | 172 | 174 | 2 | 0 |
| 11-04 | 1,358 | 1,356 | 0 | (2) | 89 | 90 | 1 | 0 |
| 12-01 | 1,980 | 1,980 | 0 | 0 | 57 | 58 | 1 | 0 |
| 12-02 | 1,500 | 1,499 | 0 | (1) | 71 | 70 | 0 | (1) |
| 12-03 | 3,082 | 3,082 | 0 | 0 | 101 | 102 | 1 | 0 |
| 12-04 | 3,830 | 3,827 | 0 | (3) | 138 | 138 | 0 | 0 |
| 12-05 | 59 | 59 | 0 | 0 | 5 | 5 | 0 | 0 |
| 13-01 | 1,082 | 1,081 | 0 | (1) | 61 | 62 | 1 | 0 |
| 13-02 | 3,713 | 3,711 | 0 | (2) | 194 | 194 | 0 | 0 |
| 13-03 | 743 | 741 | 0 | (2) | 22 | 22 | 0 | 0 |
| 13-04 | 751 | 751 | 0 | 0 | 83 | 83 | 0 | 0 |

Over/Under Report

2022 General Election

| D/P | Mail | | | | Voter Service Center | | | |
|-------|-------------------|--------------|----------|-----------|----------------------|--------------|----------|-----------|
| | Adj. Mail Turnout | Prec. Report | Over (+) | Under (-) | Walk Turnout | Prec. Report | Over (+) | Under (-) |
| 13-05 | 330 | 330 | 0 | 0 | 28 | 25 | 0 | (3) |
| 13-06 | 1,069 | 1,067 | 0 | (2) | 123 | 123 | 0 | 0 |
| 13-07 | 210 | 210 | 0 | 0 | 23 | 24 | 1 | 0 |
| 13-08 | 635 | 635 | 0 | 0 | 62 | 66 | 4 | 0 |
| 13-09 | 16 | 16 | 0 | 0 | 0 | 0 | 0 | 0 |
| 13-10 | 0 | 0 | 0 | 0 | 0 | 0 | 0 | 0 |
| 14-01 | 1,208 | 1,207 | 0 | (1) | 50 | 51 | 1 | 0 |
| 14-02 | 957 | 959 | 2 | 0 | 18 | 17 | 0 | (1) |
| 14-03 | 826 | 824 | 0 | (2) | 26 | 26 | 0 | 0 |
| 14-04 | 2,667 | 2,664 | 0 | (3) | 89 | 88 | 0 | (1) |
| 14-05 | 1,342 | 1,343 | 1 | 0 | 49 | 49 | 0 | 0 |

Over/Under Report

2022 General Election

| D/P | Mail | | | | Voter Service Center | | | |
|-------|-------------------|--------------|----------|-----------|----------------------|--------------|----------|-----------|
| | Adj. Mail Turnout | Prec. Report | Over (+) | Under (-) | Walk Turnout | Prec. Report | Over (+) | Under (-) |
| 15-01 | 1,434 | 1,433 | 0 | (1) | 52 | 52 | 0 | 0 |
| 15-02 | 1,382 | 1,383 | 1 | 0 | 82 | 82 | 0 | 0 |
| 15-03 | 827 | 826 | 0 | (1) | 35 | 35 | 0 | 0 |
| 15-04 | 2,931 | 2,934 | 3 | 0 | 214 | 218 | 4 | 0 |
| 15-05 | 1,048 | 1,049 | 1 | 0 | 75 | 74 | 0 | (1) |
| 16-01 | 2,460 | 2,460 | 0 | 0 | 203 | 203 | 0 | 0 |
| 16-02 | 1,018 | 1,018 | 0 | 0 | 91 | 92 | 1 | 0 |
| 16-03 | 1,829 | 1,830 | 1 | 0 | 127 | 127 | 0 | 0 |
| 16-04 | 2,230 | 2,232 | 2 | 0 | 158 | 158 | 0 | 0 |
| 16-05 | 263 | 263 | 0 | 0 | 10 | 10 | 0 | 0 |
| 17-01 | 1,988 | 1,988 | 0 | 0 | 126 | 125 | 0 | (1) |
| 17-02 | 2,574 | 2,572 | 0 | (2) | 143 | 146 | 3 | 0 |
| 17-03 | 1,679 | 1,677 | 0 | (2) | 59 | 59 | 0 | 0 |
| 17-04 | 698 | 699 | 1 | 0 | 24 | 24 | 0 | 0 |
| 17-05 | 1,070 | 1,071 | 1 | 0 | 36 | 36 | 0 | 0 |
| 17-06 | 31 | 31 | 0 | 0 | 1 | 1 | 0 | 0 |

Over/Under Report

2022 General Election

| D/P | Mail | | | | Voter Service Center | | | |
|-------|-------------------|--------------|----------|-----------|----------------------|--------------|----------|-----------|
| | Adj. Mail Turnout | Prec. Report | Over (+) | Under (-) | Walk Turnout | Prec. Report | Over (+) | Under (-) |
| 18-01 | 2,820 | 2,820 | 0 | 0 | 41 | 41 | 0 | 0 |
| 18-02 | 1,741 | 1,741 | 0 | 0 | 44 | 44 | 0 | 0 |
| 18-03 | 2,676 | 2,676 | 0 | 0 | 36 | 36 | 0 | 0 |
| 18-04 | 2,317 | 2,317 | 0 | 0 | 53 | 53 | 0 | 0 |
| 18-05 | 2,639 | 2,639 | 0 | 0 | 67 | 67 | 0 | 0 |
| 19-01 | 3,008 | 3,008 | 0 | 0 | 74 | 74 | 0 | 0 |
| 19-02 | 3,968 | 3,968 | 0 | 0 | 77 | 77 | 0 | 0 |
| 19-03 | 4,885 | 4,885 | 0 | 0 | 82 | 82 | 0 | 0 |
| 19-04 | 145 | 145 | 0 | 0 | 4 | 4 | 0 | 0 |
| 20-01 | 1,928 | 1,928 | 0 | 0 | 52 | 52 | 0 | 0 |
| 20-02 | 2,214 | 2,214 | 0 | 0 | 56 | 56 | 0 | 0 |
| 20-03 | 1,804 | 1,803 | 0 | (1) | 60 | 61 | 1 | 0 |
| 20-04 | 1,678 | 1,678 | 0 | 0 | 39 | 39 | 0 | 0 |
| 20-05 | 1,783 | 1,783 | 0 | 0 | 60 | 60 | 0 | 0 |
| 21-01 | 3,488 | 3,488 | 0 | 0 | 113 | 114 | 1 | 0 |
| 21-02 | 2,056 | 2,056 | 0 | 0 | 58 | 57 | 0 | (1) |
| 21-03 | 1,910 | 1,910 | 0 | 0 | 45 | 45 | 0 | 0 |
| 21-04 | 1,657 | 1,657 | 0 | 0 | 32 | 32 | 0 | 0 |
| 22-01 | 69 | 69 | 0 | 0 | 0 | 0 | 0 | 0 |
| 22-02 | 486 | 485 | 0 | (1) | 15 | 15 | 0 | 0 |
| 22-03 | 1,086 | 1,086 | 0 | 0 | 16 | 16 | 0 | 0 |
| 22-04 | 4,333 | 4,334 | 1 | 0 | 85 | 85 | 0 | 0 |
| 22-05 | 3,406 | 3,406 | 0 | 0 | 112 | 112 | 0 | 0 |
| 23-01 | 309 | 309 | 0 | 0 | 13 | 13 | 0 | 0 |
| 23-02 | 2,625 | 2,624 | 0 | (1) | 88 | 87 | 0 | (1) |

Over/Under Report

2022 General Election

| D/P | Mail | | | | Voter Service Center | | | |
|-------|-------------------|--------------|----------|-----------|----------------------|--------------|----------|-----------|
| | Adj. Mail Turnout | Prec. Report | Over (+) | Under (-) | Walk Turnout | Prec. Report | Over (+) | Under (-) |
| 23-03 | 933 | 934 | 1 | 0 | 41 | 40 | 0 | (1) |
| 23-04 | 1,505 | 1,505 | 0 | 0 | 58 | 58 | 0 | 0 |
| 23-05 | 743 | 743 | 0 | 0 | 20 | 20 | 0 | 0 |
| 24-01 | 2,424 | 2,424 | 0 | 0 | 143 | 144 | 1 | 0 |
| 24-02 | 2,337 | 2,338 | 1 | 0 | 97 | 98 | 1 | 0 |
| 24-03 | 716 | 716 | 0 | 0 | 23 | 23 | 0 | 0 |
| 24-04 | 1,439 | 1,439 | 0 | 0 | 42 | 42 | 0 | 0 |
| 25-01 | 2,822 | 2,822 | 0 | 0 | 114 | 114 | 0 | 0 |
| 25-02 | 589 | 589 | 0 | 0 | 19 | 19 | 0 | 0 |
| 25-03 | 1,180 | 1,180 | 0 | 0 | 56 | 55 | 0 | (1) |
| 25-04 | 3,111 | 3,111 | 0 | 0 | 128 | 128 | 0 | 0 |
| 26-01 | 3,935 | 3,934 | 0 | (1) | 180 | 179 | 0 | (1) |
| 26-02 | 2,472 | 2,472 | 0 | 0 | 96 | 96 | 0 | 0 |
| 26-03 | 776 | 776 | 0 | 0 | 25 | 25 | 0 | 0 |
| 26-04 | 695 | 695 | 0 | 0 | 39 | 39 | 0 | 0 |
| 27-01 | 256 | 256 | 0 | 0 | 13 | 13 | 0 | 0 |
| 27-02 | 2,352 | 2,353 | 1 | 0 | 74 | 74 | 0 | 0 |
| 27-03 | 5,602 | 5,603 | 1 | 0 | 146 | 146 | 0 | 0 |
| 27-04 | 1,825 | 1,824 | 0 | (1) | 56 | 56 | 0 | 0 |
| 28-01 | 2,756 | 2,756 | 0 | 0 | 121 | 121 | 0 | 0 |
| 28-02 | 1,752 | 1,752 | 0 | 0 | 51 | 51 | 0 | 0 |
| 28-03 | 111 | 111 | 0 | 0 | 3 | 3 | 0 | 0 |
| 28-04 | 8 | 9 | 1 | 0 | 1 | 1 | 0 | 0 |
| 29-01 | 1,217 | 1,217 | 0 | 0 | 24 | 24 | 0 | 0 |
| 29-02 | 2,294 | 2,293 | 0 | (1) | 76 | 77 | 1 | 0 |

Over/Under Report

2022 General Election

| D/P | Mail | | | | Voter Service Center | | | |
|-------|-------------------|--------------|----------|-----------|----------------------|--------------|----------|-----------|
| | Adj. Mail Turnout | Prec. Report | Over (+) | Under (-) | Walk Turnout | Prec. Report | Over (+) | Under (-) |
| 29-03 | 493 | 493 | 0 | 0 | 20 | 20 | 0 | 0 |
| 29-04 | 932 | 932 | 0 | 0 | 20 | 20 | 0 | 0 |
| 30-01 | 1,722 | 1,721 | 0 | (1) | 49 | 49 | 0 | 0 |
| 30-02 | 463 | 463 | 0 | 0 | 10 | 10 | 0 | 0 |
| 30-03 | 1,219 | 1,219 | 0 | 0 | 44 | 45 | 1 | 0 |
| 30-04 | 350 | 350 | 0 | 0 | 37 | 37 | 0 | 0 |
| 31-01 | 215 | 215 | 0 | 0 | 18 | 18 | 0 | 0 |
| 31-02 | 2,648 | 2,647 | 0 | (1) | 78 | 77 | 0 | (1) |
| 31-03 | 3,126 | 3,127 | 1 | 0 | 86 | 86 | 0 | 0 |
| 31-04 | 519 | 519 | 0 | 0 | 20 | 21 | 1 | 0 |
| 32-01 | 99 | 99 | 0 | 0 | 3 | 3 | 0 | 0 |
| 32-02 | 2,706 | 2,705 | 0 | (1) | 83 | 84 | 1 | 0 |
| 32-03 | 637 | 637 | 0 | 0 | 8 | 8 | 0 | 0 |
| 32-04 | 2,399 | 2,399 | 0 | 0 | 74 | 74 | 0 | 0 |
| 32-05 | 1,753 | 1,752 | 0 | (1) | 60 | 60 | 0 | 0 |
| 33-01 | 3,760 | 3,761 | 1 | 0 | 81 | 81 | 0 | 0 |
| 33-02 | 5,269 | 5,268 | 0 | (1) | 88 | 88 | 0 | 0 |
| 33-03 | 824 | 824 | 0 | 0 | 34 | 34 | 0 | 0 |
| 33-04 | 1,041 | 1,041 | 0 | 0 | 31 | 31 | 0 | 0 |
| 34-01 | 482 | 481 | 0 | (1) | 23 | 23 | 0 | 0 |
| 34-02 | 2,727 | 2,727 | 0 | 0 | 65 | 65 | 0 | 0 |
| 34-03 | 4,109 | 4,109 | 0 | 0 | 88 | 88 | 0 | 0 |
| 34-04 | 1,709 | 1,709 | 0 | 0 | 59 | 59 | 0 | 0 |
| 35-01 | 183 | 183 | 0 | 0 | 5 | 5 | 0 | 0 |
| 35-02 | 296 | 296 | 0 | 0 | 9 | 8 | 0 | (1) |

Over/Under Report

2022 General Election

| D/P | Mail | | | | Voter Service Center | | | |
|-------|-------------------|--------------|----------|-----------|----------------------|--------------|----------|-----------|
| | Adj. Mail Turnout | Prec. Report | Over (+) | Under (-) | Walk Turnout | Prec. Report | Over (+) | Under (-) |
| 35-03 | 1,495 | 1,496 | 1 | 0 | 29 | 29 | 0 | 0 |
| 35-04 | 1,768 | 1,768 | 0 | 0 | 59 | 59 | 0 | 0 |
| 35-05 | 1,222 | 1,222 | 0 | 0 | 36 | 36 | 0 | 0 |
| 35-06 | 1,869 | 1,869 | 0 | 0 | 65 | 65 | 0 | 0 |
| 36-01 | 2,367 | 2,367 | 0 | 0 | 57 | 57 | 0 | 0 |
| 36-02 | 1,601 | 1,601 | 0 | 0 | 52 | 52 | 0 | 0 |
| 36-03 | 182 | 182 | 0 | 0 | 7 | 7 | 0 | 0 |
| 36-04 | 0 | 0 | 0 | 0 | 0 | 0 | 0 | 0 |
| 37-01 | 2,763 | 2,763 | 0 | 0 | 102 | 102 | 0 | 0 |
| 37-02 | 5,274 | 5,273 | 0 | (1) | 174 | 174 | 0 | 0 |
| 37-03 | 3,334 | 3,334 | 0 | 0 | 79 | 79 | 0 | 0 |
| 37-04 | 0 | 0 | 0 | 0 | 0 | 0 | 0 | 0 |
| 38-01 | 1,363 | 1,363 | 0 | 0 | 32 | 32 | 0 | 0 |
| 38-02 | 2,796 | 2,796 | 0 | 0 | 79 | 79 | 0 | 0 |
| 38-03 | 3,422 | 3,422 | 0 | 0 | 109 | 109 | 0 | 0 |
| 38-04 | 2,856 | 2,856 | 0 | 0 | 63 | 62 | 0 | (1) |
| 39-01 | 615 | 615 | 0 | 0 | 17 | 17 | 0 | 0 |
| 39-02 | 4,023 | 4,023 | 0 | 0 | 152 | 152 | 0 | 0 |
| 39-03 | 385 | 385 | 0 | 0 | 11 | 11 | 0 | 0 |
| 39-04 | 919 | 920 | 1 | 0 | 49 | 50 | 1 | 0 |
| 39-05 | 410 | 410 | 0 | 0 | 23 | 24 | 1 | 0 |
| 39-06 | 553 | 553 | 0 | 0 | 82 | 79 | 0 | (3) |
| 40-01 | 1,836 | 1,836 | 0 | 0 | 129 | 129 | 0 | 0 |
| 40-02 | 1,330 | 1,330 | 0 | 0 | 97 | 97 | 0 | 0 |
| 40-03 | 1,483 | 1,483 | 0 | 0 | 73 | 72 | 0 | (1) |

Over/Under Report

2022 General Election

| D/P | Mail | | | | Voter Service Center | | | |
|-------|-------------------|--------------|----------|-----------|----------------------|--------------|----------|-----------|
| | Adj. Mail Turnout | Prec. Report | Over (+) | Under (-) | Walk Turnout | Prec. Report | Over (+) | Under (-) |
| 40-04 | 1,173 | 1,173 | 0 | 0 | 133 | 133 | 0 | 0 |
| 41-01 | 4,500 | 4,500 | 0 | 0 | 354 | 354 | 0 | 0 |
| 41-02 | 1,262 | 1,262 | 0 | 0 | 99 | 99 | 0 | 0 |
| 41-03 | 718 | 718 | 0 | 0 | 57 | 57 | 0 | 0 |
| 41-04 | 7 | 7 | 0 | 0 | 1 | 1 | 0 | 0 |
| 41-05 | 41 | 41 | 0 | 0 | 2 | 2 | 0 | 0 |
| 42-01 | 640 | 640 | 0 | 0 | 26 | 26 | 0 | 0 |
| 42-02 | 2,039 | 2,039 | 0 | 0 | 91 | 91 | 0 | 0 |
| 42-03 | 3,504 | 3,503 | 0 | (1) | 333 | 333 | 0 | 0 |
| 42-04 | 117 | 118 | 1 | 0 | 12 | 12 | 0 | 0 |
| 43-01 | 1,957 | 1,958 | 1 | 0 | 147 | 147 | 0 | 0 |
| 43-02 | 1,326 | 1,326 | 0 | 0 | 82 | 82 | 0 | 0 |
| 43-03 | 1,703 | 1,703 | 0 | 0 | 137 | 138 | 1 | 0 |
| 43-04 | 2,055 | 2,055 | 0 | 0 | 175 | 175 | 0 | 0 |
| 44-01 | 454 | 455 | 1 | 0 | 48 | 48 | 0 | 0 |
| 44-02 | 1,527 | 1,526 | 0 | (1) | 104 | 104 | 0 | 0 |
| 44-03 | 1,093 | 1,094 | 1 | 0 | 80 | 80 | 0 | 0 |
| 44-04 | 2,110 | 2,110 | 0 | 0 | 170 | 171 | 1 | 0 |
| 45-01 | 1,081 | 1,081 | 0 | 0 | 72 | 72 | 0 | 0 |
| 45-02 | 1,420 | 1,420 | 0 | 0 | 83 | 83 | 0 | 0 |
| 45-03 | 839 | 839 | 0 | 0 | 69 | 68 | 0 | (1) |
| 45-04 | 1,345 | 1,344 | 0 | (1) | 98 | 98 | 0 | 0 |
| 46-01 | 0 | 0 | 0 | 0 | 0 | 0 | 0 | 0 |
| 46-02 | 318 | 318 | 0 | 0 | 30 | 30 | 0 | 0 |
| 46-03 | 347 | 347 | 0 | 0 | 12 | 12 | 0 | 0 |

Over/Under Report

2022 General Election

| D/P | Mail | | | | Voter Service Center | | | |
|-------|-------------------|--------------|----------|-----------|----------------------|--------------|----------|-----------|
| | Adj. Mail Turnout | Prec. Report | Over (+) | Under (-) | Walk Turnout | Prec. Report | Over (+) | Under (-) |
| 46-04 | 466 | 466 | 0 | 0 | 23 | 24 | 1 | 0 |
| 46-05 | 447 | 448 | 1 | 0 | 33 | 33 | 0 | 0 |
| 46-06 | 4,787 | 4,787 | 0 | 0 | 239 | 238 | 0 | (1) |
| 46-07 | 701 | 700 | 0 | (1) | 32 | 33 | 1 | 0 |
| 47-01 | 1,510 | 1,510 | 0 | 0 | 49 | 49 | 0 | 0 |
| 47-02 | 1,654 | 1,654 | 0 | 0 | 103 | 103 | 0 | 0 |
| 47-03 | 1,123 | 1,123 | 0 | 0 | 58 | 58 | 0 | 0 |
| 47-04 | 1,949 | 1,949 | 0 | 0 | 85 | 85 | 0 | 0 |
| 48-01 | 777 | 778 | 1 | 0 | 28 | 28 | 0 | 0 |
| 48-02 | 1,787 | 1,787 | 0 | 0 | 62 | 62 | 0 | 0 |
| 48-03 | 2,270 | 2,270 | 0 | 0 | 61 | 62 | 1 | 0 |
| 48-04 | 2,401 | 2,401 | 0 | 0 | 55 | 57 | 2 | 0 |
| 48-05 | 2,935 | 2,935 | 0 | 0 | 91 | 91 | 0 | 0 |
| 49-01 | 701 | 701 | 0 | 0 | 23 | 23 | 0 | 0 |
| 49-02 | 1,347 | 1,348 | 1 | 0 | 65 | 65 | 0 | 0 |
| 49-03 | 1,875 | 1,875 | 0 | 0 | 67 | 67 | 0 | 0 |
| 49-04 | 1,927 | 1,927 | 0 | 0 | 50 | 49 | 0 | (1) |
| 49-05 | 2,525 | 2,525 | 0 | 0 | 60 | 61 | 1 | 0 |
| 49-06 | 1,064 | 1,064 | 0 | 0 | 23 | 22 | 0 | (1) |
| 50-01 | 2,611 | 2,610 | 0 | (1) | 69 | 68 | 0 | (1) |
| 50-02 | 2,418 | 2,418 | 0 | 0 | 68 | 68 | 0 | 0 |
| 50-03 | 4,493 | 4,493 | 0 | 0 | 126 | 126 | 0 | 0 |
| 50-04 | 1,253 | 1,254 | 1 | 0 | 34 | 34 | 0 | 0 |
| 50-05 | 730 | 729 | 0 | (1) | 6 | 6 | 0 | 0 |
| 51-01 | 1,821 | 1,822 | 1 | 0 | 56 | 56 | 0 | 0 |

Over/Under Report

2022 General Election

| D/P | Mail | | | | Voter Service Center | | | |
|-------|-------------------|--------------|----------|-----------|----------------------|--------------|----------|-----------|
| | Adj. Mail Turnout | Prec. Report | Over (+) | Under (-) | Walk Turnout | Prec. Report | Over (+) | Under (-) |
| 51-02 | 2,700 | 2,700 | 0 | 0 | 59 | 59 | 0 | 0 |
| 51-03 | 2,198 | 2,197 | 0 | (1) | 42 | 42 | 0 | 0 |
| 51-04 | 1,259 | 1,259 | 0 | 0 | 36 | 36 | 0 | 0 |
| 51-05 | 1,656 | 1,655 | 0 | (1) | 51 | 51 | 0 | 0 |

From: [Kathy Fenzl](#)
To: [OE.Elections.Commission](#)
Cc: [Sherilyn Wells](#)
Subject: [EXTERNAL] 8/27/24 Meeting of the Elections Commission Testimony
Date: Thursday, August 22, 2024 2:22:53 PM

I am submitting written testimony in regards to At Will Employee/Election Officer Scot Nago, and his suitability to remain in his position.

In reviewing correspondence submitted by Sherilyn Wells to the Election Commission, I learned that Ms. Wells made a timely request for the Cast Vote records for the Hawaii County's 2020 election. Mr. Nago replied that he no longer possessed the records, nor could he retrieve them. By federal law, Mr. Nago is required to retain and preserve these records for 22 months past an election.

I can only conclude that Scot Nago is 1) at best, grossly incompetent, or 2) at worst, willfully withholding the requested records.

Either way, he did not follow the law, nor perform his appointed duties, and needs to be relieved of his position.

We must have integrity and transparency in our elections.

Respectfully
Kathryn Meyer Fenzl
Registered Hawaii State voter

August 23, 2024

Dear Chair,

I respectfully submit testimony regarding an observation on August 10, 2024.

I observed the pick up of ballots by the Signature Verification Center.

I was with Amy another Voter Observer. We arrived at the Post Office at 6:40 pm. I believe the person from the Signature Verification Center whose name is either Jacob or Josh, was picking up the ballots from the post office. He said they were picking up the ballots at 6:30 pm but he was giving another 15 minutes to 6:45 pm to pick up the ballots that were mailed in. He stated they (the voters) had three weeks to get their votes in. Therefore, picking the ballots up at 6:45 pm was enough time.

In reading the election law, it states that the county was to close the ballot boxes at 7:00 pm. As did all the drop boxes were to be closed as of 7:00 pm.

My question, is how did the clerk decide what time ballots were to be picked up at 6:30 pm and decided to give another 15 minutes arbitrarily?

I respectfully submit this testimony.

Signe Godfrey

Hawaii resident and Voter Observer