

State of Hawaii Elections Commission

Permitted Interaction Group

Report on Purported Big Island Ballot Discrepancy

September 29, 2025

Jeffrey M. Osterkamp, Chair/Commissioner

Clare McAdam, Member/Commissioner

Kahiolani Papalimu, Member/Commissioner

This permitted interaction group, at the request of the full State of Hawaii Elections Commission, hereby reports on its investigation into a purported discrepancy of more than 19,000 ballots between two different means of calculating ballots received by the County of Hawai‘i (the “**County**”) for the 2024 general election.

In short, we find a complete lack of credible evidence to support the claim of a significant ballot discrepancy. The claim—which depends on a comparison between the State-certified vote totals and the postal receipts for the ballot envelopes—is unfounded, because the County does not have, and has never claimed to have, complete records of the postal receipts. Further, neither the State of Hawai‘i (the “**State**”) nor the County purports to rely on postal receipts to validate vote counts, so they cannot reasonably be expected to have compiled this information. Instead, the State and the counties rely on their own tabulations of return identification envelopes. The Big Island’s envelope tally closely matches its ballot count.

We also reject any contention that the County is obligated to produce its confidential voter files in order to rebut an erroneous analysis. We have witnessed an unfortunate presumption in some quarters that any allegations of electoral wrongdoing are accurate unless disproven. As these allegations lack an apparent basis, we do not believe that the County is required to take additional steps.

Background

Based on records from the County, the State reported receiving 76,595 mail-in ballots, and included that number in its certified totals of the 2024 general election. (Appendix 1.)¹ The Big Island’s count of return identification envelopes was 76,587, an eight-ballot difference. (Appendix 2, p. 6.) However, Commissioner Ralph Cushnie represented that receipts of United States Postal Service (“**USPS**”) Business Reply Mail (“**BRM**”) Big Island mail-in envelopes totaled just 57,553. Accordingly, in the March 19, 2025 Regular Meeting of the Elections Commission, Commissioner Cushnie moved to form a permitted interaction group to investigate elections results discrepancies

¹ The 76,595 mail-in ballots, together with 7,091 in-person ballots, comprised the Big Island “total turnout” of 83,686.

on the Big Island. (Appendix 3 at p. 5.) Commissioners Osterkamp, McAdam and Papalimu were appointed to the PIG. (Appendix 3 at p. 6.)

We are and were unaware of any purported Big Island elections results discrepancies other than the claims put forth by Commissioner Cushnie. Nevertheless, in a July 11, 2025 letter from our chair to Hawai'i County Clerk Jon Henricks, we requested, among other things, "[a]ny complaints received by your office concerning purported Hawai'i Island election ballot reporting inconsistencies, including with respect to a claimed 19,000 vote surplus." (Appendix 4.)

In an August 1, 2025 letter, Mr. Henricks responded by identifying no "complaints," but, apparently in the interest of transparency, he provided copies of email messages from three individuals requesting information about the purported 19,000 ballot discrepancy. (Appendix 5.) Mr. Henricks summarized his analysis of that issue as follows:

Our office was aware that concerns of discrepancies arose from an erroneous analysis utilizing Business Reply Mail (BRM) statements to determine the amount of ballot packet envelopes received by the County of Hawai'i via USPS. The County does not use BRM statements to reconcile ballot envelope counts. The process used to reconcile relies solely on cross checks with the voter registration system and the ballot counting system.

(Appendix 5 at p. 1, #2.)

On August 31, 2025, however, Commissioner Cushnie repeated his claim in an email to the Office of Elections. (Appendix 6.)² Commissioner Cushnie attached several documents, including apparent printouts of the daily USPS records of Big Island BRM envelopes (Appendix 7) and a spreadsheet that purports to tabulate the ballots received by the Big Island per day, both by dropbox location and by mail (Appendix 8).

Analysis

Following a review of the above-referenced records and an interview of Mr. Henricks, this permitted interaction group has determined that no credible evidence exists to support the claim of a significant discrepancy in the Big Island general election totals. The USPS receipt totals plainly are incomplete. Further, as Mr. Henricks confirmed, the County has never relied on BRM receipts for its ballot count, so did not attempt to fully compile them. The BRM receipt tabulations provided to the County therefore are not, and were never intended to be, an accurate characterization of the County's mail-in votes.

The Big Island, like other counties, tabulates ballots by entering the information into the statewide voter registration system ("SVRS"), a database that tracks registration and voting. Through the SVRS, the number of return envelopes can be compared to the number of voted ballots. In the words of Chief Election Officer Scott Nago:

² Commissioner Cushnie incorrectly stated in this email that "[t]he State reported counting 76,595 ballots." (Appendix 6.) The State actually reported 76,595 *mail-in* ballots, but a total ballot count of 83,686. (Appendix 1.)

[T]he counties receive, validate, and track return identification envelopes, from voters using the statewide voter registration system. From there, the validated return identification envelopes are transferred to the State-operated counting center to open, process, and count. As voted ballots are processed at the counting center, our office compares the number of return envelopes accounted for in the statewide voter registration system to the number of voted ballots counted by the voting system.

(Appendix 2 at p. 2.)

Further:

The [SVRS] tracks the issuance of ballots for both mail and in-person voting. In terms of mail voting, the return identification envelope includes a barcode with a unique identifier associated with each voter. Return identification envelopes are scanned by the county clerks as part of the validation process and the statewide voter registration system is updated to reflect the receipt of the return identification envelopes. The system can also track other situations. For example, it can track if a previously validly issued ballot needs to be invalidated, such as when a voter changes address and requires a new ballot associated with the contests in their new community to be issued to them and the previously issued ballot to be invalidated.

(Appendix 2 at p. 2.)

Mr. Nago’s explanation indicates that the State already compiles totals of the ballot envelopes as a safeguard. Commissioner Cushnie, despite having access to those totals, sought out a separate source for tabulating ballot envelopes. However, the BRM receipt totals presented by Commissioner Cushnie are substantially incomplete, so do not allow for a valid comparison.

The BRM records encompass October 17, 2024 through November 5, 2024 and include two separate tallies: “Qualified BRM” and “High-Volume Qualified BRM.” (Appendix 7.)³ Excluding Saturdays and Sundays, the relevant period includes 14 days. (Appendix 8.) Based on collections of both Qualified BRM and High-Volume Qualified BRM each day, 28 separate subtotals were necessary to result in a complete tally. But 10 of the 28 subtotals are absent:

Date	Qualified BRM	High-Volume Qualified BRM
10/17/2024	?	?
10/18/2024	?	1,306
10/21/2024	2,208	?
10/22/2024	?	3,640

³ The BRM records do not include the envelopes deposited in County dropboxes—represented by Mr. Cushnie to total 27,912—or ballots completed in-person.

10/23/2024	2,230	2,597
10/24/2024	1,710	1,876
10/25/2024	1,697	1,782
10/28/2024	?	2,691
10/29/2024	?	1,943
10/30/2024	?	1,732
10/31/2024	?	1,373
11/1/2024	?	783
11/4/2024	170	1,470
11/5/2024	90	343

Mr. Henricks, when interviewed for this report, stated that, although the County had received partial BRM totals from the USPS, it had not attempted to compile of them, and that as a result, the BRM numbers did not represent a reliable total. Again, as he stated in his August 1, 2025 response to our records request: “The County does not use BRM statements to reconcile ballot envelope counts. The process used to reconcile relies solely on cross checks with the voter registration system and the ballot counting system.” (Appendix 5 at p. 1.)

Moreover, even if the County or the State chose to collect all of the available BRM receipt totals, it is highly questionable whether they could rely on them. According to an October 10, 2023 Audit Report by the Office of Inspector General entitled “Business Reply Mail Operations,” the USPS’s BRM records system is not trustworthy. (Appendix 9.) In a section entitled “What We Found,” the Inspector General cited “processing delays, insufficient data, and incomplete close-out procedures,” and concluded that “BRM data was also unreliable as ... daily processed and unprocessed volumes were not captured in any system.” (Appendix 9 at p. 1.)

Further, it is not credible to suggest that only 57,553 mail-in ballots were cast in the Big Island 2024 general election. Together with the 7,091 ballots cast in-person, the result would be a total turnout of just 64,644, or less than 48%, far below historic precedent. In presidential elections since 1996, Big Island turnout has averaged 65%, and has never fallen below 58.4% in that time. (Appendix 10.) The actual 2024 Big Island turnout of 62% (Appendix 1) aligns both with precedent and the 2024 statewide turnout of 60.7% (Appendix 11). Accordingly, this permitted interaction group does not believe that common sense warrants accepting incomplete and unreliable USPS data as indicative of a “discrepancy” in the Big Island voting totals.

Finally, we cannot endorse the idea that the County is required to take further steps to disprove the unfounded allegations discussed above. We are aware of assertions that Hawaii Administrative

Rule (“HAR”) § 3-177-453 requires the County to disclose “records”—beyond the tabulation already provided—of ballot envelopes, but that is incorrect. Section 3-177-453 provides only that:

(a) The chief election officer or designated representative shall maintain a complete count of marksense ballots. All ballots shall be safeguarded to prevent mishandling or misuse.

(b) The clerk shall maintain a complete and current count of all marksense ballots issued, spoiled, and received in their county. The accounting of marksense ballots by the clerk shall be recorded on forms prescribed by the chief election officer.

(Appendix 12.) Nothing in the cited rule requires counties to produce ballot envelopes to the public. Further, this permitted interaction group rejects the notion that unfounded allegations and an erroneous analysis should force the County to do so.

Conclusion

As commissioners, it is appropriate to identify problems that need resolution, but it is also our responsibility not to unnecessarily feed mistrust in voting or otherwise harm the system we oversee. Elections succeed because the citizenry trusts the process. When we encourage voters to pursue conspiracies or to believe that government workers are hiding ballots or creating new ones, we significantly damage the system on which our democracy depends. This permitted interaction group does not pretend that any election is perfect, but can assure the public that, at least in the case of these allegations, the claims of a significant voting discrepancy have no apparent basis.

APPENDIX 1

<i>President and Vice President</i>	<i>State Representative, Dist 6</i>	<i>HAWAII: County Council Vacancy in Office</i>
(D) HARRIS, Kamala D. For PRESIDENT WALZ, Tim For VICE PRESIDENT	(D) KAHALOA, Kirstin (R) MADISON, Sylvie M.	YES NO
(R) TRUMP, Donald J. For PRESIDENT VANCE, JD For VICE PRESIDENT	Blank Votes: Over Votes:	Blank Votes: Over Votes:
(G) STEIN, Jill For PRESIDENT WARE, Rudolph For VICE PRESIDENT	<i>State Representative, Dist 7</i>	<i>HAWAII: Mayoral Appointment of Department Heads</i>
(L) OLIVER, Chase For PRESIDENT TER MAAT, Mike For VICE PRESIDENT	(D) LOWEN, Nicole (R) DALHOUSE, Timothy A. (Tim)	YES NO
(SL) DE LA CRUZ, Claudia For PRESIDENT GARCIA, Karina For VICE PRESIDENT	Blank Votes: Over Votes:	Blank Votes: Over Votes:
(S) SONSKI, Peter For PRESIDENT ONAK, Lauren For VICE PRESIDENT	<i>State Representative, Dist 8</i>	<i>HAWAII: Term of Office for the Cost of Government Commission</i>
Blank Votes: Over Votes:	(D) TARNAS, David A. (R) PERREIRA, Monique CobbAdams	YES NO
	Blank Votes: Over Votes:	Blank Votes: Over Votes:
<i>U.S. Senator</i>	<i>Molokai Resident Trustee</i>	REGISTRATION AND TURNOUT
(D) HIRONO, Mazie K. (R) MCDERMOTT, Bob (G) POHLMAN, Emma Jane Avila (W) BILLIONAIRE, Shelby Pikachu	ALAPA, Luana NIHIPALI, R. Kunani	***** GENERAL *****
Blank Votes: Over Votes:	Blank Votes: Over Votes:	TOTAL REGISTRATION TOTAL TURNOUT MAIL TURNOUT IN-PERSON TURNOUT
<i>U.S. Representative, Dist II</i>	<i>Kauai Resident Trustee</i>	
(D) TOKUDA, Jill N. (R) BOND, Steve (L) TOMAN, Aaron (N) MEYER, Randall Kelly	AHUNA, Dan LINDSEY, Laura A.	
Blank Votes: Over Votes:	Blank Votes: Over Votes:	
<i>State Senator, Dist 3</i>	<i>At-Large Trustee</i>	
(D) KANUHA, Dru Mamo (R) SULLIVAN, Kurt (Sulli)	AKINA, Keli'i AHU ISA, Lei	
Blank Votes: Over Votes:	Blank Votes: Over Votes:	
<i>State Representative, Dist 3</i>	<i>Mayor, County of Hawai'i</i>	
(D) TODD, Christopher L.T. (R) WILSON, Kanoa (L) MARTIN, Austin D. (Shiloh)	ALAMEDA, C. Kimo ROTH, Mitch	
Blank Votes: Over Votes:	Blank Votes: Over Votes:	
<i>State Representative, Dist 4</i>	<i>Councilmember, Dist 5, County of Hawai'i</i>	
(D) ILAGAN, Greggor (R) HO, Keikilani	KANEALI'I-KLEINFELDER, Matt RODENHURST, Ikaika	
Blank Votes: Over Votes:	Blank Votes: Over Votes:	
<i>State Representative, Dist 5</i>	<i>Councilmember, Dist 9, County of Hawai'i</i>	
(D) KAPELA, Jeanne (R) OYAMA, Ashley (L) FOGEL, Frederick F.	HUSTACE, James E. EVANS, Cindy	
Blank Votes: Over Votes:	Blank Votes: Over Votes:	
	<i>CON. AMEND.: Marriage</i>	
	YES NO	
	Blank Votes: Over Votes:	
	<i>CON. AMEND.: Senate Confirmation Process for Judicial Appointments</i>	
	YES NO	
	Blank Votes: Over Votes:	

APPENDIX 2



**STATE OF HAWAII
OFFICE OF ELECTIONS**

802 LEHUA AVENUE
PEARL CITY, HAWAII 96782
elections.hawaii.gov

SCOTT T. NAGO
CHIEF ELECTION OFFICER

March 17, 2025

Chair Curtis and Members of the Elections Commission
c/o Office of Elections
802 Lehua Avenue
Pearl City, HI 96782

Dear Chair Curtis and Members of the Elections Commission:

Our office has heard various concerns related to the handling of ballots by the county clerks prior to their receipt at our State counting center. They have come in the form of lawsuits, correspondence with our office, and correspondence with the Elections Commission taking issue with various aspects of what these concerns term "chain of custody." In response, our office would like to provide an overview of the roles of the Office of Elections and county clerks, and the associated transfer of materials from the county to the State.

I. ROLES OF THE OFFICE OF ELECTIONS AND THE COUNTY CLERKS

The roles and responsibilities in the administration of elections in Hawaii are divided between State and county offices.

The Office of Elections is a State agency administratively attached to the Department of Accounting and General Services that provides support to the Chief Election Officer. See HRS § 11-1.5. As provided for in Article IV, Section 3, of the Hawaii State Constitution, the Legislature has established specific statutory responsibilities of the Chief Election Officer that are found in Title 2, HRS.

At the county level, there are the county clerks who are appointed by their respective county councils and have duties and responsibilities based on their county charters, along with specific state laws, a significant portion of which involve the conduct of elections.

The regularly scheduled primary election and general election are considered combined federal, state, and county elections in which federal, state, and county contests, along with questions, appear on the same ballot. Since 2020, all elections are

required to be conducted by mail, with accommodations for voting in person at designated voter service centers. See HRS §§ 11-101 and 11-109.

The duties and responsibilities of the Office of Elections and county clerks in these types of elections are primarily summarized in HRS §§ 11-110(b)(1)(A) & (B). Specifically, “[t]he counties shall be responsible for voter registration, absentee voting, voter service centers, places of deposit, and the mailing and receipt of ballots,” while “[t]he State shall be responsible for the printing and counting of ballots. *Id.* The counting of ballots occurs at State counting centers operated by the Office of Elections. See HRS § 16-41. One of the benefits of the roles and responsibilities of election officials being divided is that it naturally establishes checks and balances of the processes such that there is no single entity completing all tasks and reconciliation.

As an example, the counties receive, validate, and track return identification envelopes, from voters using the statewide voter registration system. From there, the validated return identification envelopes are transferred to the State-operated counting center to open, process, and count. As voted ballots are processed at the counting center, our office compares the number of return envelopes accounted for in the statewide voter registration system to the number of voted ballots counted by the voting system.

II. TRANSFER BETWEEN COUNTY AND STATE

As provided for in HRS § 11-102, election officials “mail a ballot package by non-forwardable mail to each registered voter[.]” except for those who are “identified as having an outdated or non-deliverable mailing address.” The ballot package itself includes: (1) the ballot, (2) return identification envelope; and (3) secrecy sleeve. Voters are also able to choose to vote at a voter service center. See HRS § 11-109.

The statewide voter registration system tracks the issuance of ballots for both mail and in-person voting. In terms of mail voting, the return identification envelope includes a barcode with a unique identifier associated with each voter. Return identification envelopes are scanned by the county clerks as part of the validation process and the statewide voter registration system is updated to reflect the receipt of the return identification envelopes. The system can also track other situations. For example, it can track if a previously validly issued ballot needs to be invalidated, such as when a voter changes address and requires a new ballot associated with the contests in their new community to be issued to them and the previously issued ballot to be invalidated.

For in-person voting, the issuance of a ballot to a voter at a voter service center is tracked by the statewide voter registration system. The voter directly casts the ballot in the voting machine, which scans it and drops it into a secure ballot box. Ballots issued at a voter service center are simultaneously considered received for purposes of the statewide voter registration system in terms of crediting the voter with having voted.

This tracking mechanism in the statewide voter registration system effectuates the language of HAR § 3-177-453(b) (i.e. "The clerk shall maintain a complete and current count of all marksense ballots issued, spoiled, and received in their county. The accounting of marksense ballots by the clerk shall be recorded on forms prescribed by the chief election officer). In other words, the "form" is electronic in that the county clerks interact with the statewide voter registration system for purposes of tracking the issuance, receipt, and spoiling of ballots.

The validated return identification envelopes are transferred by the county clerks to the State for purposes of opening and counting at the State counting center, along with the ballots that were already processed by the voting machines at the voter service centers. The amount of return identification envelopes and voter service center ballots are known values due to the previously mentioned statewide voter registration system that the county clerks interact with to track the ballots.

While the transfer of return identification envelopes and voter service center ballots is the responsibility of the county clerks, we seek to work collaboratively with their offices to conduct honest and efficient elections. As an outline, first, the county clerks secure the voted materials (e.g., return identification envelopes, voted ballot containers). Second, they transfer these items using Official Observers as witnesses to the State counting center. This typically involves a handoff at the county clerk's office to a team of election officials and Official Observers who take custody of the items.

To emphasize, the counties know the exact number of ballots transferred to the counting center, due to the previously noted statewide voter registration system. In terms of the documentation of the transfer, each county does it in their own way (e.g. some additionally indicate in their documentation the number of envelopes in their documentation, while others do not). The documentation itself consists of either the counties using the State's multi-purpose Certification of Sealing/Unsealing form, which

is a form used within the State's counting center, or creating its own paperwork to accompany the ballots.¹

At the counting center, the return identification envelopes are opened, and the voted ballots are scanned by the vote counting system and securely stored. However, this does not apply to those having invalid ballot conditions. Invalid ballot conditions which stop a ballot from being counted, such as the envelope or secrecy sleeve is returned without a ballot or the voter returned two voted ballots (e.g. two household members accidentally enclose both of their ballots in a single return identification envelope) are tracked. Ballots invalidated at the counting center are not counted and are securely maintained by the Office of Elections.

2024 General Election Seal Certification Forms

The documents related to the transfer of ballots from the county clerks to our State counting centers are enclosed.

The County of Hawaii used the State's Certification of Sealing/Certification of Unsealing form to transfer materials to the State counting center. The form is a multipurpose form that can be used for various containers and associated content. The Certification of Sealing/Certification of Unsealing documents reflect the documents that a reasonable search of our records have produced that could have been used in connection with the transfer of ballots from the county to the State counting center. All of them have been provided, and they have been bates stamped HAWAII 001 to HAWAII 114.

The County of Maui used the State's Certification of Sealing/Certification of Unsealing form to transfer materials to the State counting center. The form is a multipurpose form that can be used for various containers and associated content. The Certification of Sealing/Certification of Unsealing documents reflect the documents that a reasonable search of our records have produced that could have been used in

¹ The Certification of Sealing/Unsealing form addresses various procedural matters and is found on pages 33, 51, 57, 83, 100, 108, and 125 of our 2024 Counting Center manual. *Counting Center*, Office of Elections, <https://elections.hawaii.gov/wp-content/uploads/2024-Counting-Center-manual.pdf>, Accessed 12 Mar. 2025. For example, seals are used in conjunction with the documentation of the sealing and unsealing of the following: (1) ballot transport containers (BTCs); (2) discard boxes; (3) equipment transport containers (ETCs); (4) security cages; (5) voted ballot containers (VBCs); (6) written vDrive cans; and (7) other containers. The contents of these items could include the following: (1) certified results; (2) County USB archives; (3) defective ballots; (4) duplicate ballot stock; (5) invalidated ballots; (6) test ballots; (7) test results; (8) unprocessed control packets; (9) vDrives (blank); (10) vDrives (test & accumulation); (11) vDrives (written & audit); (12) Verity Transmit devices; (13) voted ballots (counted); (14) voted ballots (uncounted); and (15) other items.

connection with the transfer of ballots from the county to the State counting center. All of them have been provided, and they have been bates stamped MAUI 001 to MAUI 036.

Our review of these documents reflected that some of the documents concerning the transfer of validated mail ballots, as opposed to voter service center ballots, that we expected to see were not present and may have been misplaced due to human error. We contacted the County of Maui, and it confirmed the process by which it would use the Certification of Sealing/Certification of Unsealing document each time it sealed validated return identification envelopes for transfer. Likewise, we confirmed with counting center staff that they unsealed the containers and filled out the Certification of Sealing/Certification of Unsealing forms as they had in prior elections. The forms ultimately should have been placed in the cut seals envelope, but our search of those envelopes does not reflect the forms.

We would emphasize that this human error appears to have resulted from the volume of forms and documents handled in the course of the election and is not indicative of a systemic issue or breach in the security of the ballots. Election processes are purposefully layered for redundancies. In this and all instances related to the security of the handling of the return envelopes, the county clerks maintain a record of the number of envelopes accepted through the statewide voter registration system on a regular (e.g., daily) basis. Likewise, our office tracks the number of voted ballots counted by the voting system on the dates of counting.

The County of Kauai used their own forms for the transfer of mail ballots, while using the State's Certification of Sealing/Certification of Unsealing forms for voted ballots from the voter service centers. As such, the county created forms, and all of the Certification of Sealing/Certification of Unsealing forms have been provided. They have been bates stamped KAUAI 001 to KAUAI 023.

The City and County of Honolulu used their own forms for the transfer of mail ballots and voter service center ballots. They have been bates stamped CITY 001 to CITY 159. The documentation of ballots associated with the transfer of mail ballots involved two forms. The first is their seal certification form. To the extent the form indicated a security cage or another container held uncounted ballots from its AIPA location, there was a corresponding form entitled "Mail Ballot Transfer Form," which would repeat the name of the container, indicate the number trays, and state the number of envelopes. This would be followed by a sheet of paper indicating each individual tray and how many envelopes were in each tray. Otherwise, the seal certification form was used to transfer voted ballots from its voter service centers. The form would indicate if the location was Honolulu Hale, Kapolei Hale, Kaneohe District

Park, or Wahiawa District Park. Please note that in relation to Seal No. 2456635 (CITY 156 to CITY 159), while it was originally sealed using the City's form, the unsealing of it was documented on the State's form. Otherwise, the unsealing of the City's ballots at the State counting center was done using the original form that had been used to document the initial sealing.

2024 General Election Over/Under Report

Throughout the election, officials regularly track the number of return identification envelopes accounted for in the statewide voter registration system and the number of voted ballots counted by the vote counting system. The final reconciliation, or the Over/Under Report, of the 2 systems is compiled after each election in relation to the certification of the results. The 2024 General Election Over/Under Report is enclosed.

The reconciliation process in which we compare the number of ballots received and validated by the county clerks as documented in the statewide voter registration system against the number of ballots our office counted is one of the safeguards we follow to ensure chain of custody – or the handling, accounting, and security of the ballots. The information in the statewide voter registration system as to who voted is supported by the signed return identification envelopes for all voters who voted by mail and the in-person applications signed by all voters who voted in person. Likewise, the election results are supported by the actual ballots that have been preserved. We would note that the accounting of mail ballots is adjusted to address invalid ballot conditions that were recorded during the ballot opening process at the State counting centers.

As a summary of the 2024 General Election Over/Under report, the table below provides a cumulative comparison on the number of return envelopes received by the county clerk (i.e., Adj. Mail Total, Walk Turnout) as compared to the number of ballots counted at the State-operated counting centers (i.e., Mail Prec. Report, In-Person Prec. Report):

	Adj. Mail Total	Mail Prec. Report	Walk Turnout	In-Person Prec. Report
County of Hawaii	76,587	76,595	7,091	7,091
County of Maui	57,681	57,713	5,860	5,860
County of Kauai	27,050	27,075	3,484	3,491
City and County of Honolulu	321,734	321,695	22,698	22,716

Total (Statewide)	483,052	483,078	39,133	39,158
-------------------	---------	---------	--------	--------

III. CONCLUSION

Recently, the issue of election integrity has been raised by some who allege what they see as “chain of custody” concerns. The processes by which Hawaii election officials maintain “chain of custody” come in many shapes and forms, all of which have merit and credibility. Our election officials, at all levels, work with the utmost integrity and dignity to ensure secure and accurate elections.

Among the allegations is a concern that there is a lack of transparency in the transfer of materials from the county to the State. However, any discussion regarding any alleged risks or opportunities for tampering with our elections first requires an understanding of how our elections operate and the procedures and safeguards that are in place. For example, when someone seeks to review and challenge a single process in isolation, they might not appreciate that the election has to be viewed in totality and that a check may already have been applied or will be conducted later in the process to address the issue they are concerned about. The layered safeguards and intentional checks election officials implement as part of their election processes are meant to work together to prevent and identify issues.

These processes include division of responsibilities between the county clerk and State Office of Elections as well as the tracking, accounting for, and securing ballots by hundreds of county and State election officials and volunteers, statewide. As we strive for excellence with each election, we will continue to work with the county clerks to refine the process of transferring materials between entities.

Finally, we would emphasize that there are provisions to file election contests with the Hawaii Supreme Court to resolve anomalies that challenge the accuracy and integrity of the results. Specifically, complaints in such cases are required to “set forth any cause of causes, such as but not limited to, provable fraud, overages, or underages, that could cause a difference in the election results.” See HRS §11-172. Allegations regarding “chain of custody” must necessarily allege provable fraud, overages, or underages that could cause a difference in the election results.

Elections Commission
March 17, 2025
Page 8

If you have any questions, please feel free to contact me at (808) 453-VOTE (8683).

Very truly yours,

A handwritten signature in black ink, appearing to read 'S. Nago', with a long horizontal flourish extending to the right.

SCOTT T. NAGO
Chief Election Officer

Enclosures

APPENDIX 3



MICHAEL CURTIS
ELECTIONS COMMISSION CHAIR

STATE OF HAWAII ELECTIONS COMMISSION

MINUTES

REGULAR MEETING OF THE ELECTIONS COMMISSION

March 19, 2025 @ 10:00 AM

Pursuant to Section 92-3.7, Hawaii Revised Statutes, the Elections Commission (EC) will be meeting remotely using interactive conference technology.

Commissioners in Attendance:

Michael Curtis, Chair
Dylan Andrion
Anita Aquino
Ralph Cushnie
Jeffrey Kuwada
Clare McAdam
Jeffrey Osterkamp
Kahiolani Papalimu

Support Staff in Attendance:

Jordan Ching, Department of the Attorney General (AG)
Jazelle Aolahiko, Office of Elections
Scott Nago, Office of Elections
Aaron Schulaner, Office of Elections
Aulii Tenn, Office of Elections

PROCEEDINGS

I. Call to Order [10:00 a.m.]

The regular meeting of the Elections Commission was called to order by Chair Curtis.

II. Roll Call and Determination of a Quorum [10:00 a.m.]

All members of the Elections Commission were present at the meeting with the exception of Commissioner Young.

Commissioner Osterkamp entered the meeting at 10:01 a.m. and Commissioner Kuwada entered the meeting at 10:07 a.m.

III. Approval of the Written Minutes from the January 15, 2025 meeting [10:00 a.m.]

Commissioner McAdam moved to approve the minutes. The motion was seconded by Commissioner Cushnie. [10:00 a.m.]

Commissioner Cushnie moved to amend the minutes to add Scott Nago, Aaron Schulaner, and Aulii Tenn to the list of attendees. The motion was seconded by Commissioner Andrion and **carried** unanimously noting the excused absence of Commissioner Kuwada and Commissioner Young. [10:01 a.m.]

Commissioner Aquino moved to amend the minutes to include “composed of members of the legislature and elections commission” to Commissioner Young’s motion made at 1:29 pm regarding the creation of the bipartisan task force. The motion was seconded by Commissioner Cushnie and **carried** unanimously noting the excused absence of Commissioner Kuwada and Commissioner Young. [10:03 a.m.]

IV. Communications & Correspondence, Received for the Record [10:05 a.m.]

Commissioner McAdam moved to receive Communications & Correspondence for the record. The motion was seconded by Commissioner Kuwada and **failed** noting the excused absence of Commissioner Young. [10:09 a.m.]

YES: Kuwada, McAdam, Osterkamp, Curtis

NO: Andrion, Aquino, Cushnie, Papalimu

Commissioner Cushnie moved to amend the motion to receive and discuss the written Communications. The motion was seconded by Commissioner Andrion and **failed** noting the excused absence of Commissioner Young. [10:11 a.m.]

YES: Andrion, Aquino, Cushnie, Papalimu

NO: Kuwada, McAdam, Osterkamp, Curtis

V. Matters of Public Record [10:15 a.m.]

VI. Records Request; Refer to OIP [10:15 a.m.]

VII. Results of the Audit of HD 37 from the 2022 General Election [10:17 a.m.]

Andy Crossland provided testimony urging the Commission to vote on investigating official complaints regarding election issues like chain of custody and discrepancies in ballot counts between the counties and the state.

Jamie Detwiler provided testimony expressing concerns about delays in the audit process for District 37 and the lack of communication from the Office of Elections, as well as inconsistencies in the chain of custody procedures during the transportation and handling of ballots, urging the Commission to improve communication and oversight in future elections.

Tara Rojas provided testimony criticizing the Commission for silencing public input and failing to address formal complaints, calling for immediate intervention, an independent review, and the restoration of public trust and transparency.

Karl Dicks provided testimony presenting footage and evidence, criticizing the use of plastic bins for ballot storage, claiming it compromised election security, and stated that his formal complaints have been ignored, asserting that the elections are fraudulent.

Shelby Billionaire provided testimony expressing frustration over the lack of progress on election bills, criticized the influence of party control on the legislative process, and announced the creation of a new political party, the Ohana Unity Party, to challenge the current system.

AnnMarie Hamilton provided testimony criticizing the weaknesses in Hawaii's election chain of custody, highlighted a case of ballot discrepancies in Kauai, and called on the Commission to investigate and address potential fraud and vulnerabilities in the system.

Doug Pasnik testified about the failure to reconcile election records and procedural errors in the 2024 general election, urging the Commission to investigate and enforce compliance with election laws.

Nolan Chang testified about issues with the chain of custody, signature verification, and the lack of transparency and accountability in Hawaii's election process, offering several recommendations for improvement.

Jenn Hunt provided testimony expressing frustration over the lack of action on her formal complaint regarding chain of custody violations, missing official observers, and the disregard for election laws, particularly in Maui County.

Keone Payton provided testimony reiterating concerns about the broken chain of custody in elections, calling for an investigation and criticizing those who support the current system.

Lindsay Kamm provided testimony sharing concerns about the lack of chain of custody documentation for election envelopes, urging an investigation and improvements to the system for better transparency.

Kellyna Campbell provided testimony expressing frustration that the people's concerns are not being addressed, highlighting a breach of trust by public officials and urging accountability.

Jaerick Medeiros provided testimony expressing frustration that complaints about chain of custody and election procedures are being ignored, warned that officials will be held personally accountable, and criticized the current political system in Hawaii.

Marcin Wyszogrodzki provided testimony questioning how the elections were certified without proper chain of custody and criticized public officials for not listening to the public's concerns.

Wallyn Christian provided testimony raising concerns about a violation of the Hawaii Constitution regarding party identification on ballots and the broken chain of custody, calling for accountability and investigation.

Haunani Kahea provided testimony expressing concerns about election integrity, called for a recount with honest people, criticized the board for ignoring public testimony, and demanded accountability for Scott Nago.

Jenn Hunt provided additional testimony requesting that her official complaint be moved to the correct category, as it is not a records request but concerns her efforts to obtain chain of custody information from the Maui County Clerk's office.

Victoria provided testimony raising concerns about the failure to follow proper election processes, questioned the Elections Commission's competence, and stated she would file charges for fraud and theft.

Mary Healy provided testimony calling for election system reforms, including firing Scott Nago, implementing watermarked ballots, removing drop boxes, and securing elections in Hawaii ahead of the 2026 elections.

Jennifer Cabjuan testified about a chain of custody issue involving her father's vote in 2020, requesting an investigation into the ballot envelope and supporting reforms like one-day voting, paper ballots, and voter ID.

Robyn McCreary provided testimony supporting the idea of watermarking ballots, suggested one-day voting with no internet access, and offered to help run a voting location.

Commissioner Cushnie moved to subpoena all ballot batch reports for the 2022 General Election. The motion was seconded by Commissioner Andrion and **failed** noting the excused absence of Commissioner Young. [11:37 a.m.]

YES: Andrion, Aquino, Cushnie, Papalimu

NO: Kuwada, McAdam, Osterkamp, Curtis

VIII. HAR 3-170-7 Official Complaints, Assign Task Force to Determine Validity & Recommend Formal Investigation [11:42 a.m.]

Commissioner Cushnie moved to form a permitted interaction group (PIG) to investigate chain of custody complaints on Kauai and elections results discrepancies on the Big Island. The motion was seconded by Commissioner Papalimu and **carried** noting the excused absence of Commissioner Young. [11:44 a.m.]

YES: Andrion, Aquino, Cushnie, McAdam, Osterkamp, Papalimu, Curtis

NO: Kuwada

Deputy AG Jordan Ching explained the process of forming a PIG under the Sunshine Law. The PIG allows board members to investigate and present findings, but it must be defined, voted on, and have a clear scope and authority. When a PIG concludes its investigation, it presents findings and recommendations at a subsequent meeting, and the Commission would not be able to vote or comment until a subsequent meeting follows that.

Ching clarified that the PIG does not have separate subpoena powers. Any subpoena requests made by the PIG would need to be presented to the Commission for approval, in compliance with the Commission's existing subpoena powers. This means the PIG cannot unilaterally subpoena documents or responses. Subpoena decisions must be made at an agenda-approved meeting.

Additionally, Ching noted that while non-Commission members can participate in a PIG, they would not have special authority. The Commission must define the scope of each member's authority, including non-Commission participants, for the PIG.

Commissioner Papalimu made a motion to limit the membership of the PIG to only Election Commissioners. The motion was seconded by Commissioner Aquino and **failed** noting the excused absence of Commissioner Young. [12:08 p.m.]

YES: Andrion, Aquino, Cushnie, Kuwada, McAdam, Osterkamp, Curtis

NO: Papalimu

Commissioner Cushnie moved to appoint Commissioners Osterkamp, McAdam, and Papalimu to the PIG, investigating election results discrepancies on the Big Island. The motion was seconded by Commissioner Papalimu and **carried** unanimously noting the excused absence of Commissioner Young. [12:14 p.m.]

Commissioner Cushnie moved to appoint Commissioner Young, Commissioner Aquino, and Lindsay Kamm to the PIG, investigating the chain of custody complaints and any other irregularities on Kauai. The motion was seconded by Commissioner Andrion and **carried** noting the excused absence of Commissioner Young. [12:18 p.m.]

YES: Andrion, Aquino, Cushnie, Kuwada, McAdam, Papalimu, Curtis

NO: Osterkamp

IX. Formal Complaint Regarding Signed Certificate before Certification [12:25 p.m.]

Tara Rojas provided testimony criticizing the commission for not listening to the public, calling the meetings unproductive and accusing members of bullying and shutting down opposing voices.

Wallyn Christian provided testimony criticizing Chair Curtis for appointing individuals that sway the commission in favor of one side and for not allowing people's voices to be heard, urging that board members should be elected, not appointed.

Keone Payton provided testimony criticizing Chair Mike Curtis for his handling of complaints, claiming he is not following proper procedures and is acting in a biased manner, urging his removal from the commission.

Jaerick Medeiros provided testimony expressing frustration with the commission's decisions, criticizing certain members for blocking progress, acting against the people, and making biased, unilateral choices.

Shelby Billionaire provided testimony expressing frustration with the commission's actions, criticizing political bias, corruption, and a lack of

adherence to laws and the state constitution, while urging for change to better serve the public.

Victoria provided testimony emphasizing the importance of consulting and ensuring qualifications for appointees, suggested offering the public an opportunity to apply, and recommended that voters should have a say in the appointments.

Wendy Balido provided testimony expressing frustration with the meeting's lack of participation, criticized Chair Curtis's leadership, and called for more attention to the people's concerns over party influence.

Nicole Berinobis provided testimony calling for the removal of Mr. Curtis, accusing him of corruption, bias, and obstructing transparency in the election process, and supported Ralph for his efforts in addressing these issues.

Lindsay Kamm provided testimony expressing uncertainty about her involvement in the committee, leaving the decision to the group, and noted that she was unsure of the proceedings.

Jenn Hunt provided testimony requesting that her formal complaint about chain of custody be moved to the proper category for review, as it was mistakenly filed under the wrong category.

Jessica Priya provided testimony expressing frustration with the meeting's conduct, criticizing the lack of accountability and responsiveness to the people's concerns, and called out the Chair for disregarding their voices.

Karl Dicks provided testimony emphasizing that while the Chair can appoint members to the committee, objections should lead to opening the floor for nominations, following Robert's rules of order.

Commissioner Cushnie moved to have the Deputy Attorney General answer Doug Pasnik's question if it was lawful for Scott Nago to certify an election before it was certified. The motion was seconded by Commissioner Andrion and **failed** noting the excused absence of Commissioner Young. [1:00 p.m.]


YES: Andrion, Aquino, Cushnie, Papalimu

NO: Kuwada, McAdam, Osterkamp, Curtis

X. Adjournment [1:04 p.m.]

Chair Curtis adjourned the meeting at 1:04 p.m.

Respectfully submitted,

A handwritten signature in black ink, appearing to read 'Jazelle Aolahiko', written over a horizontal line.

Jazelle Aolahiko
Elections Commission Secretary

DRAFT

APPENDIX 4



Jeffrey M. Osterkamp
Chair, Permitted Interaction Group
Hawai'i Island Election Ballot Issues

**STATE OF HAWAII
ELECTIONS COMMISSION**

July 11, 2025

Jon Henricks, County Clerk
Hawai'i County Office of the County Clerk
Elections Division
25 Aupuni Street, Suite 1502
Hilo, HI 96720

Dear Mr. Henricks:

The State of Hawai'i Elections Commission has approved the creation of a Permitted Interaction Group to review complaints concerning purported Hawai'i Island election ballot reporting inconsistencies. As the chair of the Permitted Interaction Group, I hereby request that you provide the following documents:

- 1) Any complaints received by your office concerning purported Hawai'i Island election ballot reporting inconsistencies, including with respect to a claimed 19,000 vote surplus.
- 2) Any analysis or substantiation of the above-referenced complaints.
- 3) Any determinations that one or more of the above-referenced complaints lack merit or substantiation.
- 4) Any responses to the above-referenced complaints by your office or any other governmental entity.

I respectfully ask that all such records be provided electronically to the Elections Commission at elections.commission@hawaii.gov. Alternatively, the records may be transmitted to the Elections Commission, c/o Office of Elections, 802 Lehua Avenue, Pearl City, HI 96782. In either case, please specify that the records are to be directed to my attention.

Jon Henricks, County Clerk
July 11, 2025
Page 2

Thank you for your assistance in this matter. If you have any questions, please call the Office of Elections at (808) 453-8683.

Sincerely,

A handwritten signature in black ink, appearing to read "Jeffrey M. Osterkamp", with a stylized flourish at the end.


Jeffrey M. Osterkamp
Chair, Permitted Interaction Group
Hawai'i Island Election Ballot Issues

JO:rd
EC-25-003

c: Michael Curtis, Elections Commission Chair

APPENDIX 5

JON HENRICKS
County Clerk



AARON BROWN
Deputy County Clerk

County of Hawai'i
Office of the County Clerk
25 Aupuni Street, Suite 1402 • Hilo, Hawai'i 96720
(808) 961-8255 • Fax (808) 961-8912

August 1, 2025

State of Hawai'i Elections Commission
Via email: elections.commission@hawaii.gov

Re: PIG - Hawai'i Island Election Ballot Issues

Commissioner Osterkamp:

Please see below responses to the Permitted Interaction Group's July 11, 2025, request for information regarding complaints of election ballot reporting inconsistencies.

- 1) Any complaints received by your office concerning purported Hawai'i Island election ballot reporting inconsistencies, including with respect to a claimed 19,000 vote surplus.

Attached are emails received from the following individuals, which could be characterized as inquiries as opposed to complaints but are being provided given the context of the PIG's review:

- Dalene McCormick (11/24/24)
- Ikaika Kailiawa-Smith (1/6/25)
- Keikilani Ho (1/7/25)

Additionally, Elections Commissioner Ralph Cushnie registered his concerns via phone call.

- 2) Any analysis or substantiation of the above-referenced complaints.

Our office was aware that concerns of discrepancies arose from an erroneous analysis utilizing Business Reply Mail (BRM) statements to determine the amount of ballot packet envelopes received by the County of Hawai'i via USPS. The County does not use BRM statements to reconcile ballot envelope counts. The process used to reconcile relies solely on cross checks with the voter registration system and the ballot counting system.

- 3) Any determination that one or more of the above-referenced complaints lack merit or substantiation.

See response to Item 2.

- 4) Any responses to the above-referenced complaints by your office or any other governmental entity.

Responses are contained within the thread of the emails referenced in Item 1.

Additionally, I had a substantial phone conversation with Elections Commissioner Ralph Cushnie, who obtained via UIPA the Business Reply Mail statements our office received during the 2024 General Election.

Sincerely,

A handwritten signature in black ink, consisting of a large, stylized 'J' followed by a horizontal line and a small loop.

Jon Henricks

Hawai'i County Clerk

Saiki, Cori

From: Saiki, Cori
Sent: Wednesday, January 8, 2025 4:14 PM
To: [REDACTED]
Cc: Henricks, Jon; Brown, Aaron
Subject: RE: Chain of Custody Documents

Hi Dalene:

Hope all is well with you. Hope you had a very Happy New Year.

The BRM receipts you reviewed were provided to us by USPS. USPS doesn't always provide us with receipts which is the difference in the envelope count you are inquiring about. Our office manually counts all election envelopes received daily via USPS, drop boxes, email, and voter service centers. Be assured we can account for all envelopes we received.

On another note, envelope counts will never match with the state's summary report. The summary report is ballots counted. As you know, envelopes opened at counting center may come in empty, with more than one ballot in an envelope, or contain a wrong election ballot (primary ballot in a general election envelope) which will all play a part in the reconciliation process. For example, if 10 envelopes were received by our office but one envelope was empty, summary report will show only 9 ballots were counted.

Thank you,
Cori

From: [REDACTED]
Sent: Tuesday, January 7, 2025 3:43 PM
To: Saiki, Cori <Cori.Saiki@hawaiicounty.gov>; Henricks, Jon <Jon.Henricks@hawaiicounty.gov>
Subject: Re: Chain of Custody Documents

Aloha Cori and Jon,

Happy New Year, I hope you both had an amazing holiday season. I wanted to reach out for some thoughts on mail in ballots and the data you sent me. We compiled this data along with the records of business reply mail that was received by the USPS and the numbers are off by quite a bit. The total I received from your report was 27,913 drop box ballots and the USPS provided a total of 29,479 mail in ballots so the total mail in count for 10/17 to 11/6 should be 57,392 but the office of election report indicates a total mail in volume for Hawaii County at 76,595, that's a difference of 19,203. What could be causing this discrepancy?

Dalene McCormick
Chair, West Hawaii GOP
[REDACTED]

From: Saiki, Cori <Cori.Saiki@hawaiicounty.gov>
Sent: Tuesday, December 3, 2024 9:44 AM
To: [REDACTED]
Cc: Henricks, Jon <Jon.Henricks@hawaiicounty.gov>
Subject: RE: Chain of Custody Documents

Good Morning Dalene:

Hope you had a great Thanksgiving.

Attached are the chain of custody documents you requested for the drop boxes. Also, the documents being used to transfer ballot envelopes to Counting Center is the Seal Certification Forms which are turned over to the State.

Thank you,
Cori

From: Saiki, Cori
Sent: Wednesday, November 27, 2024 4:28 PM
To: [REDACTED]
Cc: Henricks, Jon <Jon.Henricks@hawaiicounty.gov>
Subject: RE: Chain of Custody Documents

Hi Dalene:

Yes, we received your email and are working on your request. Hope you have a Happy Thanksgiving.

Thank you,
Cori

From: [REDACTED]
Sent: Tuesday, November 26, 2024 8:21 PM
To: Saiki, Cori <Cori.Saiki@hawaiicounty.gov>
Subject: Fw: Chain of Custody Documents

Hi Cori,

Let me know if my original email is sufficient for you to gather this documentation or if you need any clarification. Happy to set up a phone call if needed. Thanks for your efforts.

Dalene McCormick
Chair, West Hawaii GOP
[REDACTED]

From: Henricks, Jon <Jon.Henricks@hawaiicounty.gov>
Sent: Monday, November 25, 2024 8:58 AM
To: Saiki, Cori <Cori.Saiki@hawaiicounty.gov>
[REDACTED]
Subject: RE: Chain of Custody Documents


Cori,

Please assist with Dalene's request detailed in her email below.

Thank you,
Jon

Jon Henricks

County Clerk
County of Hawai'i
25 Aupuni St Room 1402
Hilo, Hawai'i 96720
(808) 961-8580



From: [REDACTED]
Sent: Sunday, November 24, 2024 5:29 PM
To: Henricks, Jon <Jon.Henricks@hawaiicounty.gov>
Subject: Chain of Custody Documents

Hey John,

I have been in touch with some of my neighbor island counterparts and they have collected "chain of custody" documentation and are suggesting I do the same for the Big Island. Can you send me the report or documents you use to record the number of ballots you pick up at the post office and at the drop boxes. I just need this for collection during the general election. Does the signature verification process yield reports of what you send over to the counting center? If so, that would be helpful, otherwise I can get those counts from Aulii. I appreciate your help. Let me know if there is something you need other than this email request. Thanks

Dalene McCormick
Chair, West Hawaii GOP
[REDACTED]

Saiki, Cori

From: Henricks, Jon
Sent: Tuesday, January 14, 2025 10:23 AM
To: Saiki, Cori; [REDACTED]
Cc: Brown, Aaron
Subject: RE: Big Isle Envelope count


Aloha Mr. Kailiawa-Smith,

Please feel free to call me if you would like to discuss.

Regards,
Jon

Jon Henricks

County Clerk
County of Hawai'i
25 Aupuni St Room 1402
Hilo, Hawai'i 96720
(808) 961-8580



From: Smith Family [REDACTED]
Sent: Wednesday, January 8, 2025 5:24 PM
To: Saiki, Cori <Cori.Saiki@hawaiiicounty.gov>
Subject: Re: Big Isle Envelope count

Ok thank you, If the states ballots reported counted ballots shouldn't that number be lower the then county's reported numbers due to empty envelopes, more then one ballot ext.? If the county sends the state only verified ballots how does the state have 19 thousand more ballots then the county?

On Wed, Jan 8, 2025 at 4:36 PM Saiki, Cori <Cori.Saiki@hawaiiicounty.gov> wrote:

Aloha:

The BRM receipts you reviewed were provided to us by USPS. USPS doesn't always provide us with receipts which is the difference in the envelope count you are inquiring about . Our office manually counts all election envelopes received daily via USPS, drop boxes, email, and voter service centers. Be assured we can account for all envelopes we receive.

On another note, envelope counts will never match with the state's summary report. The summary report is ballots counted. Envelopes opened at counting center may come in empty, with more than one ballot in an envelope, or contain a wrong election ballot (primary ballot in a general election envelope) which will all play a part in the reconciliation process.

Mahalo,

Cori Saiki

Elections Program Administrator

Tel: (808) 964-8277

Email: cori.saiki@hawaiicounty.gov

From: Smith Family [REDACTED]
Sent: Monday, January 6, 2025 12:31 PM
To: Clerk-Council <clerk-council@hawaiicounty.gov>
Subject: Big Isle Envelope count

Good afternoon, my name is Ikaika kailiawa-smith, I am trying to find out where the state got an extra 19,042 ballots from. The drop boxes and the receipts from the county do not match the amount of ballots counted. Could you please inform me if I am missing something. When it comes to the general IBRM you will find the pages in question if your scroll down. Thank you for you time. I look forward to hearing from you. This count is only for the county of Hawaii.

Saiki, Cori

From: Henricks, Jon
Sent: Tuesday, January 14, 2025 10:23 AM
To: keikilani kealoha; Saiki, Cori
Cc: Brown, Aaron
Subject: RE: Please review and confirm important information

Aloha Ms. Ho,

Please feel free to call me if you would like to discuss.

Regards,
Jon

Jon Henricks

County Clerk
County of Hawai'i
25 Aupuni St Room 1402
Hilo, Hawai'i 96720
(808) 961-8580



From: keikilani kealoha [REDACTED]
Sent: Wednesday, January 8, 2025 9:12 PM
To: Saiki, Cori <Cori.Saiki@hawaiicounty.gov>
Cc: Henricks, Jon <Jon.Henricks@hawaiicounty.gov>; Brown, Aaron <Aaron.Brown@hawaiicounty.gov>
Subject: Re: Please review and confirm important information

Aloha Ms. Saiki,

This is good news. Would you please send the records that support your claim that your office can account for all the envelopes received by the county during the 2024 General Election? This is great to hear.

As you mentioned, envelopes that are empty or contain more than one ballot would be removed from the total count - so the number of mail in ballots reported should be equal or less than the number of envelopes collected by the county.

My supporters will be happy to see proof that the election was conducted properly.

Thank you so much for helping to resolve this issue, and for your quick response. I appreciate you.

Have a beautiful day.

Sincerely,

Keikilani Ho

On Wed, Jan 8, 2025 at 4:32 PM Saiki, Cori <Cori.Saiki@hawaiicounty.gov> wrote:

Aloha Ms. Ho:

The BRM receipts you reviewed were provided to us by USPS. USPS doesn't always provide us with receipts which is the difference in the envelope count you are inquiring about. Our office manually counts all election envelopes received daily via USPS, drop boxes, email, and voter service centers. Be assured we can account for all envelopes we receive.

On another note, envelope counts will never match with the state's summary report. The summary report is ballots counted. Envelopes opened at counting center may come in empty, with more than one ballot in an envelope, or contain a wrong election ballot (primary ballot in a general election envelope) which will all play a part in the reconciliation process.

Thank you,

Cori Saiki

Elections Program Administrator

Tel: (808) 961-8277

Email: cori.saiki@hawaiicounty.gov

From: keikilani kealoha [REDACTED]
Sent: Tuesday, January 7, 2025 11:08 AM
To: Clerk-Council <clerk-council@hawaiicounty.gov>
Subject: Please review and confirm important information

Dear Mr. Henricks,

Attached is a summary spreadsheet compiling data from the Hawai'i County 2024 General Drop Box Collection Data sheets and Business Reply Mail receipts for mail return ballot envelopes along with the state final summary report for the County of Hawai'i.

The Data shows that there were 57,553 Mail in Ballot Envelopes collected by the County of Hawai'i.

The State report shows there were 76,595 Mail in Ballots reported by the State (of Hawai'i).

Please look at this information and let me know if there is anything missing.

According to this information there were 19,042 more mail in votes counted by the State then Collected by the County via drop boxes and from the USPS.

I look forward to your prompt reply.

Sincerely,

Keikilani G. Ho

Candidate for State House of Representatives, District 4- Puna (2024 Hawai'i State Elections)

APPENDIX 6

On Tue, Sep 2, 2025 at 8:23 AM OE.Elections.Commission <elections.commission@hawaii.gov>

wrote: Hi Chair Curtis,

Forwarding email below from Commissioner Cushnie.

Thanks,

Ray

From: Ralph Cushnie (EC) [REDACTED]

Sent: Sunday, August 31, 2025 1:31 PM

To: OE.Elections.Commission <elections.commission@hawaii.gov>

Subject: [EXTERNAL] FW: Big Island evidence of ballots being inserted electronically.

Hello Raymond or whomever is reading this e-mail. Please put this on the next meeting agenda and distribute to the rest of the commissioners especially Jeffery Osterkamp and Claire McAdam. Please let the public see this documentation.

The State reported counting 76,595 ballots.

The County has a record of collecting 27,912 ballot envelopes from drop boxes across the Big Island. They also provided receipts from the USPS for 29,641 ballot envelopes. For a total of 57,553 ballot envelopes received. They can not account for 19,042 ballot envelopes.

The County of Hawaii's reason for the discrepancy is that the USPS did not send receipts for 19,042 envelopes worth over \$13,000.

I recently sent a UIPA records request to get the communication from Hawaii County to the USPS to get missing invoices. There has been no communication.

The state claims that 76,595 envelopes were signature verified and counted. They have provided a one-page electronic print out with no back up documentation.

The 19,042 ballots were added electronically into the SVRS Statewide Voter Registration System with no paper records. Read Scott Nago's March 17 letter(OE-25-042) to the elections commission page 3 second Paragraph.

Sincerely,

Ralph Cushnie

APPENDIX 7

[Close Window](#)

P.S. 3582 - C

Business Reply Postage

COST CENTER: Cost Center 14-1900-0321 HILO, HI

DATE: 10/18/24

[REDACTED]

Company: COUNTY OF HAWAII-ELECTIONS
Address: 25 AUPUNI ST STE 1502
HILO, HI 96720-4245
Where Issued: n/a

Current Balance: EPS \$234,089.07
Contact: CORI SAIKI

[REDACTED]

Comments:
PO of Mailing: Cost Center 14-1900-0321 HILO, HI

PO of Permit: Cost Center 14-1900-0321 HILO, HI

BRM Invoice Type: High-Volume Qualified BRM

Mailing Date: 10/18/2024						
						Final
TRANS# 202429214395048BM						
Seq#	Description	Weight Not Over (Ounces)	Number of Pieces	Postage per Piece	Per Piece Handling Charge	Postage
D1	Postcards	0	0	0.537	0.030	0.000
D4	Letters up to 3.5 oz.	3.5	1,306	0.707	0.030	962.522
D6	Postage Due	0	0	0.000	0.000	0.000
Total Postage:						\$962.52
Customer Reference ID						

The above amount has been deducted from your advance deposit account.

Clerk Initials: DPY

Duplicate Copy

Business Reply Postage

RECEIVED

DATE: 10/20/24

Current Balance: EPS \$230,100.04
24 OCT 21 P12:22
Contact: CORI SAIKI

Company: COUNTY OF HAWAII-ELECTIONS

Address: 25 AUPUNI ST STE 1502
HILO, HI 96720-4245

PO of Mailing: 14-1900-0321 HILO, HI

PO of Permit: COUNTY OF HAWAII
14-1900-0321 HILO, HI

Type of BRM Invoice: Qualified BRM

Mailing Date: 10/21/2024

Final

TRANS# 202429416030694BM

Line Seq#	Description	Weight Not Over (Ounces)	Number of Pieces	Postage per Piece	Per Piece Handling Charge	Postage
C4	Letters up to 3.5 oz.	1.000	2208	\$0.707	\$0.020	-\$1,605.220
Total Postage:						-\$1,605.220

Customer Reference ID: IMBAccounting

Clerk Initials: IMB

[Close Window](#)

P.S. 3582 - C

Business Reply Postage

COST CENTER: Cost Center 14-1900-0321 HILO, HI

RECEIVED DATE: 10/22/24

'24 OCT 22 P 7:14

Company: COUNTY OF HAWAII-ELECTIONS
Address: 25 AUPUNI ST STE 1502
HILO, HI 96720-4245
Where issued: n/a

Current Balance: EPS \$226,492.67
Contact: CORLSAIAI

COUNTY CLERK
ELECTIONS DIVISION
COUNTY OF HAWAII

Comments:
PO of Mailing: Cost Center 14-1900-0321 HILO, HI

PO of Permit: Cost Center 14-1900-0321 HILO, HI

BRM Invoice Type: High-Volume Qualified BRM

Mailing Date: 10/22/2024						
						Final
TRANS# 202429614240113BM						
Seq#	Description	Weight Not Over (Ounces)	Number of Pieces	Postage per Piece	Per Piece Handling Charge	Postage
D1	Postcards	0	0	0.537	0.030	0.000
D4	Letters up to 3.5 oz.	3.5	3,640	0.707	0.030	2,682.680
D6	Postage Due	0	0	0.000	0.000	0.000
Total Postage:						\$2,682.68
Customer Reference ID						

The above amount has been deducted from your advance deposit account.

Clerk Initials: JSM

Duplicate Copy

Business Reply Postage

DATE: 10/23/24

Current Balance: EPS \$222,188.78
Contact: CORI SAIKI

Company: COUNTY OF HAWAII-ELECTIONS

Address: 25 AUPUNI ST STE 1502
HILO, HI 96720-4245

PO of Mailing: 14-1900-0321 HILO, HI

PO of Permit: 14-1900-0321 HILO, HI

Type of BRM Invoice: Qualified BRM

Mailing Date: 10/23/2024

Final

TRANS# 202429710000153BM

Line Seq#	Description	Weight Not Over (Ounces)	Number of Pieces	Postage per Piece	Per Piece Handling Charge	Postage
C4	Letters up to 3.5 oz.	1.000	2230	\$0.707	\$0.020	-\$1,621.210
Total Postage:						-\$1,621.210

Customer Reference ID: IMBAccounting

Clerk Initials: IMB

[Close Window](#)

P.S. 3582 - C

Business Reply Postage

COST CENTER: Cost Center 14-1900-0321 HILO, HI

DATE: 10/23/24

Company: COUNTY OF HAWAII-ELECTIONS
Address: 25 AUPUNI ST STE 1502
HILO, HI 96720-4245
Where Issued: n/a

Current Balance: EPS \$222,188.78
Contact: CORI SAIKI

Comments:
PO of Mailing: Cost Center 14-1900-0321 HILO, HI

PO of Permit: Cost Center 14-1900-0321 HILO, HI

BRM Invoice Type: High-Volume Qualified BRM

Mailing Date: 10/23/2024						
						Final
TRANS# 202429715192231BM						
Seq#	Description	Weight Not Over (Ounces)	Number of Pieces	Postage per Piece	Per Piece Handling Charge	Postage
D1	Postcards	0	0	0.537	0.030	0.000
D4	Letters up to 3.5 oz.	3.5	2,597	0.707	0.030	1,913.989
D6	Postage Due	0	0	0.000	0.000	0.000
Total Postage:						\$1,913.99
Customer Reference ID						

The above amount has been deducted from your advance deposit account.

Clerk Initials: JSM

[Personal Profile](#) | [Logout](#)

Restricted Information

BMEU

[BRM Dashboard Search](#) > [BRM Dashboard Results](#) > [BRM Transaction Details](#)Today's Date:
10/24/2024[Message Center](#)**BRM Transaction Details**[Account Management](#)[Balance and Fees](#)[Mail.DAT & Mail.XML Metrics](#)[Customer Assistance](#)[Dashboard](#)[Reports](#)[Transactions](#)[Select Acceptance Unit](#)[Unpaid Mail \(Update\)](#)[Unpaid Mail \(Add Item\)](#)[Nonprofit](#)[Seamless Acceptance Incentive Report](#)[BMFU Admin](#)[Certification Tool](#)[Data Admin Console](#)[Error Mapping Admin Console](#)[Five Day Delivery](#)Current Balance: EPS \$219,031.62
Contact: CORI SAIKI

Company: COUNTY OF HAWAII-ELECTIONS

Address: 25 AUPUNI ST STE 1502
HILO, HI 96720-4245

PO of Mailing: 14-1900-0321 HILO, HI

PO of Permit: 14-1900-0321 HILO, HI

Type of BRM Invoice: Qualified BRM

Final

TRANS# 202429810000287BM

Line Seq#	Description	Weight Not Over (Ounces)	Number of Pieces	Postage per Piece	Per Piece Handling Charge	Postage
C4	Letters up to 3.5 oz.	1.000	1710	\$0.707	\$0.020	-\$1,243.170

Customer Reference ID : IMBAccounting

Clerk Initials: IMB

[Print](#) | [Back To Results](#) | [Finalize At Current Rate](#)

Verification Assessment Summary	
Verification Method	Mailpiece Review, Weight Verification
Verification Required	Yes
Sample Size	69
Verifying Employees Initials	JSM

[Continue To Verification](#)

[Close Window](#)

P.S. 3582 - C

Business Reply Postage

COST CENTER: Cost Center 14-1900-0321 HILO, HI

DATE: 10/24/24

Company: COUNTY OF HAWAII-ELECTIONS
Address: 25 AUPUNI ST STE 1502
HILO, HI 96720-4245

Where Issued: n/a

Comments:

PO of Mailing: Cost Center 14-1900-0321 HILO, HI

Current Balance: EPS \$219,031.62
Contact: CORI SAIKI

PO of Permit: Cost Center 14-1900-0321 HILO, HI

BRM Invoice Type: High-Volume Qualified BRM

Mailing Date: 10/24/2024						
						Final
TRANS# 202429814243128BM						
Seq#	Description	Weight Not Over (Ounces)	Number of Pieces	Postage per Piece	Per Piece Handling Charge	Postage
D1	Postcards	0	0	0.537	0.030	0.000
D4	Letters up to 3.5 oz	3.5	1,876	0.707	0.030	1,382.612
D6	Postage Due	0	0	0.000	0.000	0.000
Total Postage:						\$1,382.61
Customer Reference ID						

The above amount has been deducted from your advance deposit account

Clerk Initials: JSM

Duplicate Copy

Business Reply Postage

RECEIVED

DATE: 10/25/24

[REDACTED]

Company: COUNTY OF HAWAII-ELECTIONS
Address: 25 AUPUNI ST STE 1502
HILO, HI 96720-4245
PO of Mailing: 14-1900-0321 HILO, HI

Current Balance: EPS \$216,415.29
Contact: CORI SAIKI

'24 OCT 25 AM 11:47

PO of Permit: 14-1900-0321 HILO, HI

COUNTY CLERK
ELECTIONS SECTION
COUNTY OF HAWAII

Type of BRM Invoice: Qualified BRM

Mailing Date: 10/25/2024


Final

TRANS# 202429910000262BM

Line Seq#	Description	Weight Not Over (Ounces)	Number of Pieces	Postage per Piece	Per Piece Handling Charge	Postage
C4	Letters up to 3.5 oz.	1.000	1697	\$0.707	\$0.020	-\$1,233.720
Total Postage:						-\$1,233.720

Customer Reference ID: IMBAccounting

Clerk Initials: IMB



[Close Window](#)

P.S. 3582 - C

Business Reply Postage

COST CENTER: Cost Center 14-1900-0321 HILO, HI

RECEIVED

DATE: 10/25/24



24 OCT 25 AM 11:46

Company: COUNTY OF HAWAII-ELECTIONS
Address: 25 AUPUNI ST STE 1502
HILO, HI 96720-4245
Where Issued: n/a

Current Balance: EPS \$216,415.29
Contact: CORI SAKIMOTO
VISION MAIL

PO of Mailing: Cost Center 14-1900-0321 HILO, HI
PO of Permit: Cost Center 14-1900-0321 HILO, HI

BRM Invoice Type: High-Volume Qualified BRM

Mailing Date: 10/25/2024						
						Final
TRANS# 202429914161198BM						
Seq#	Description	Weight Not Over (Ounces)	Number of Pieces	Postage per Piece	Per Piece Handling Charge	Postage
D1	Postcards	0	0	0.537	0.030	0.000
D4	Letters up to 3.5 oz.	3.5	1,782	0.707	0.030	1,313.334
D6	Postage Due	0	0	0.000	0.000	0.000
Total Postage:						\$1,313.33
Customer Reference ID						

The above amount has been deducted from your advance deposit account.

Clerk Initials: JSM



BRM Postage (First-Class Mail)

Company: COUNTY OF HAWAII-ELECTIONS
Address: 25 AUPUNI ST STE 1502
HILO, HI 96720-4245
Where Issued: n/a

Comments:
PO of Mailing: Cost Center 14-1900-0321 HILO, HI

Opening Balance: EPS \$213,472.03
Contact: CORI SAIKI

RECEIVED

OCT 29 AM 10:08

PO of Permit: Cost Center 14-1900-0321 HILO, HI
COUNTY OF HAWAII

The following postage and per piece fees (if applicable) have been charged to this account.

BRM Invoice Type: High-Volume Qualified BRM

Mailing Date: 10/28/2024						
						Final
TRANS# 202430215142205BM						
Seq#	Description	Weight Not Over (Ounces)	Number of Pieces	Postage per Piece	Per Piece Handling Charge	Postage
D1	Postcards	0	0	0.537	0.030	0.000
D4	Letters up to 3.5 oz	3.5	2,691	0.707	0.030	1,983.267
D6	Postage Due	0	0	0.000	0.000	0.000
Total Postage:						\$1,983.27
Customer Reference ID						

Clerk Initials: ALL

[Print](#)

[New Transaction On The Same Account](#)

The above entered data have been submitted to the System Successfully. Click "Print" button to get printable copy of this transaction.

BRM Postage (First-Class Mail)

Company: COUNTY OF HAWAII-ELECTIONS
Address: 25 AUPUNI ST STE 1502
HILO, HI 96720-4245
Where Issued: n/a
Comments:
PO of Mailing: Cost Center 14-1900-0321 HILO, HI

Opening Balance: EPS \$210,201.24
Contact: CORI SAIKI

RECEIVED

OCT 29 11:08

PO of Permit: Cost Center 14-1900-0321 HILO, HI

COUNTY CLERK
COUNTY OF HAWAII

The following postage and per piece fees (if applicable) have been charged to this account.

BRM Invoice Type: High-Volume Qualified BRM

Mailing Date: 10/29/2024						
						Final
TRANS# 202430314475779BM						
Seq#	Description	Weight Not Over (Ounces)	Number of Pieces	Postage per Piece	Per Piece Handling Charge	Postage
D1	Postcards	0	0	0.537	0.030	0.000
D4	Letters up to 3.5 oz.	3.5	1,943	0.707	0.030	1,431.991
D6	Postage Due	0	0	0.000	0.000	0.000
Total Postage:						\$1,431.99
Customer Reference ID						

Clerk Initials: ALL

[Print](#)

[New Transaction On The Same Account](#)

The above entered data have been submitted to the System Successfully. Click "Print" button to get printable copy of this transaction.

BRM Postage (First-Class Mail)

Company: COUNTY OF HAWAII-ELECTIONS
 Address: 25 AUPUNI ST STE 1502
 HILO, HI 96720-4245
 Where Issued: n/a

Comments:
 PO of Mailing: Cost Center 14-1900-0321 HILO, HI

Opening Balance: EPS \$207,629.31
 Contact: CORI SAIKI

RECEIVED

OCT 30 AIO :57

PO of Permit: Cost Center 14-1900-0321 HILO, HI
 COUNTY OF HAWAII

The following postage and per piece fees (if applicable) have been charged to this account.

BRM Invoice Type: High-Volume Qualified BRM

Mailing Date: 10/30/2024						
Final						
TRANS# 202430414411796BM						
Seq#	Description	Weight Not Over (Ounces)	Number of Pieces	Postage per Piece	Per Piece Handling Charge	Postage
D1	Postcards	0	0	0.537	0.030	0.000
D4	Letters up to 3.5 oz.	3.5	1,732	0.707	0.030	1,276.484
D6	Postage Due	0	0	0.000	0.000	0.000
Total Postage:						\$1,276.48
Customer Reference ID						

Clerk Initials: ALL

[Print](#)

[New Transaction On The Same Account](#)

The above entered data have been submitted to the System Successfully. Click "Print" button to get printable copy of this transaction.

BRM Postage (First-Class Mail)

Company: COUNTY OF HAWAII-ELECTIONS
 Address: 25 AUPUNI ST STE 1502
 HILO, HI 96720-4245
 Where Issued: n/a
 Comments:
 PO of Mailing: Cost Center 14-1900-0321 HILO, HI

Opening Balance: EPS \$205,561.13
 Contact: CORI SAIKI

RECEIVED

31 A11 :03

PO of Permit: Cost Center 14-1900-0321 HILO, HI
 COUNTY OF HAWAII

The following postage and per piece fees (if applicable) have been charged to this account.

BRM Invoice Type: High-Volume Qualified BRM

Mailing Date: 10/31/2024						
						Final
TRANS# 202430514544087BM						
Seq#	Description	Weight Not Over (Ounces)	Number of Pieces	Postage per Piece	Per Piece Handling Charge	Postage
D1	Postcards	0	0	0.537	0.030	0.000
D4	Letters up to 3.5 oz	3.5	1,373	0.707	0.030	1,011.901
D6	Postage Due	0	0	0.000	0.000	0.000
Total Postage:						\$1,011.90
Customer Reference ID						

Clerk Initials: ALL

[Print](#)

[New Transaction On The Same Account](#)

The above entered data have been submitted to the System Successfully. Click "Print" button to get printable copy of this transaction.

BRM Postage (First-Class Mail)

Company: COUNTY OF HAWAII-ELECTIONS

Address: 25 AUPUNI ST STE 1502
HILO, HI 96720-4245

Where Issued: n/a

Comments:

PO of Mailing: Cost Center 14-1900-0321 HILO, HI

Opening Balance: EPS \$203,787.33

Contact: CORI SAIKI

PO of Permit: Cost Center 14-1900-0321 HILO, HI

The following postage and per piece fees (if applicable) have been charged to this account.

BRM Invoice Type: High-Volume Qualified BRM

Mailing Date: 11/01/2024						
						Final
TRANS# 202430614353070BM						
Seq#	Description	Weight Not Over (Ounces)	Number of Pieces	Postage per Piece	Per Piece Handling Charge	Postage
D1	Postcards	0	0	0.537	0.030	0.000
D4	Letters up to 3.5 oz	3.5	783	0.707	0.030	577.071
D6	Postage Due	0	0	0.000	0.000	0.000
Total Postage:						\$577.07
Customer Reference ID						

Clerk Initials: ALL

[Print](#)[New Transaction On The Same Account](#)

The above entered data have been submitted to the System Successfully. Click "Print" button to get printable copy of this transaction.

Duplicate Copy

Business Reply Postage

RECEIVED
DATE: 11/03/24Current EPS \$202,436.00
Balance:
Contact: CORLSAIKI

*24 NOV -4 AIO :34

Company: COUNTY OF HAWAII-ELECTIONS

Address: 25 AUPUNI ST STE 1502
HILO, HI 96720-4245

PO of Mailing: 14-1900-0321 HILO, HI

PO of Permit: 14-1900-0321 HILO, HI

COUNTY CLERK
ELECTIONS DIVISION
COUNTY OF HAWAII

Type of BRM Invoice: Qualified BRM

Mailing Date: 11/04/2024

Final

TRANS# 202430816051090BM

Line Seq#	Description	Weight Not Over (Ounces)	Number of Pieces	Postage per Piece	Per Piece Handling Charge	Postage
C4	Letters up to 3.5 oz.	1.000	162	\$0.707	\$0.020	-\$117.770
Total Postage:						-\$117.770

Customer Reference ID: IMBAccounting

Clerk Initials: IMB

[Close Window](#)

P.S. 3582 - C

Business Reply Postage

COST CENTER: Cost Center 14-1900-0321 HILO, HI

DATE: 11/04/24

4 NOV -4 AIO:34

Current Balance: EPS \$202,436.00
Contact: CORI SAIKICompany: COUNTY OF HAWAII ELECTIONS
Address: 25 AUPUNI ST STE 1502
HILO, HI 96720-2409
Where issued: n/a

Comments:

PO of Mailing: Cost Center 14-1900-0321 HILO, HI

PO of Permit: Cost Center 14-1900-0321 HILO, HI

BRM Invoice Type: High-Volume Qualified BRM

Mailing Date: 11/04/2024

Final

TRANS# 202430912352725BM

Seq#	Description	Weight Not Over (Ounces)	Number of Pieces	Postage per Piece	Per Piece Handling Charge	Postage
D1	Postcards	0	0	0.537	0.030	0.000
D4	Letters up to 3.5 oz.	3.5	1,470	0.707	0.030	1,083.390
D6	Postage Due	0	0	0.000	0.000	0.000
Total Postage:						\$1,083.39
Customer Reference ID						

The above amount has been deducted from your advance deposit account.

Clerk Initials: JSM

Duplicate Copy

Business Reply Postage

RECEIVED

DATE: 11/04/24

Current Balance: EPS \$202,436.00
Contact: CORI SAIKI

24 NOV -4 A10:34

Company: COUNTY OF HAWAII-ELECTIONS

Address: 25 AUPUNI ST STE 1502
HILO, HI 96720-4245

PO of Mailing: 14-1900-0321 HILO, HI

PO of Permit: 14-1900-0321 HILO, HI

COUNTY CLERK
ELECTIONS DIVISION
COUNTY OF HAWAII

Type of BRM Invoice: Qualified BRM

Mailing Date: 11/04/2024

Final

TRANS# 202430911000295BM

Line Seq#	Description	Weight Not Over (Ounces)	Number of Pieces	Postage per Piece	Per Piece Handling Charge	Postage
C4	Letters up to 3.5 oz.	1.000	8	\$0.707	\$0.020	\$5.820
Total Postage:						\$5.820

Customer Reference ID: IMBAccounting

Clerk Initials: IMB

[Close Window](#)

P.S. 3582 - C

Business Reply Postage

COST CENTER: Cost Center 14-1900-0321 HILO, HI

DATE: 11/05/24

Company: COUNTY OF HAWAII-ELECTIONS
Address: 25 AUPUNI ST STE 1502
HILO, HI 96720-4245

Where Issued: n/a

Comments:

PO of Mailing: Cost Center 14-1900-0321 HILO, HI

Current Balance: EPS \$201,287.18

Contact: CORI SAIKI

PO of Permit: Cost Center 14-1900-0321 HILO, HI

BRM Invoice Type: High-Volume Qualified BRM

Mailing Date: 11/05/2024						
						Final
TRANS# 202431012094814BM						
Seq#	Description	Weight Not Over (Ounces)	Number of Pieces	Postage per Piece	Per Piece Handling Charge	Postage
D1	Postcards	0	0	0.537	0.030	0.000
D4	Letters up to 3.5 oz	3.5	343	0.707	0.030	252.791
D6	Postage Due	0	0	0.000	0.000	0.000
Total Postage:						\$252.791
Customer Reference ID						

The above amount has been deducted from your advance deposit account.

Clerk Initials: JSM

Duplicate Copy

Business Reply Postage

DATE: 11/05/24

Current EPS \$201,287.18
Balance:
Contact: CORI SAIKI

Company: COUNTY OF HAWAII-ELECTIONS

Address: 25 AUPUNI ST STE 1502
HILO, HI 96720-4245

PO of Mailing: 14-1900-0321 HILO, HI

PO of Permit: 14-1900-0321 HILO, HI

Type of BRM Invoice: Qualified BRM

Mailing Date: 11/05/2024

Final

TRANS# 202431011000288BM

Line Seq#	Description	Weight Not Over (Ounces)	Number of Pieces	Postage per Piece	Per Piece Handling Charge	Postage
C4	Letters up to 3.5 oz.	1.000	90	\$0.707	\$0.020	-\$65.430
Total Postage:						-\$65.430

Customer Reference ID: IMBAccounting

Clerk Initials: IMB

APPENDIX 8

Envelope Counts

[illegible]

APPENDIX 9

Business Reply Mail Operations

AUDIT REPORT

Report Number 23-087-R24 | October 10, 2023



Table of Contents

Cover

Highlights	1
Background	1
What We Did	1
What We Found	1
Recommendations	1

Transmittal Letter	2
---------------------------------	---

Results	3
Introduction/Objective	3
Background	3
Finding: BRM Operational Effectiveness Could Be Improved	4
Processing Delays and Data	4
Workhour Data	5
Close-Outs	5
Postal Service Perspectives and Impacts	5
Recommendation #1	6
Recommendation #2	6
Management's Comments	6
Evaluation of Management's Comments.....	7
Appendices	8
Appendix A: Additional Information.....	9
Scope and Methodology	9
Prior Audit Coverage	10
Appendix B: Management's Comments	11
Contact Information	13

Highlights

Background

Mailers recently expressed concerns with the timeliness and consistency of the Postal Service's Business Reply Mail (BRM) service, a service which enables qualified mailers to provide a recipient with a convenient, prepaid method for replying to a mailing. The Postal Service processed over 310 million BRM pieces generating \$177 million in revenue in fiscal year 2022. Operationally, BRM is accepted through normal channels (e.g., carrier pick up) then eventually is sent to a local facility, where counting, verifying, billing, delivery (or pick up), and other close-out procedures occur. Effective operations are crucial to ensuring BRM value for the Postal Service, mailers, and customers.

What We Did

Our objective was to evaluate the effectiveness of the Postal Service's BRM operations. We reviewed BRM policies and procedures, analyzed data, observed operations at 11 judgmentally selected sites, and met with Postal Service staff and BRM mailers.

What We Found

Postal Service mailers and their customers value BRM service, but processing delays, insufficient data, and incomplete close-out procedures hinder operational effectiveness and customer satisfaction. We observed BRM delays for nearly 180,000 pieces with some delayed over 13 days at eight of 11 facilities. BRM data was also unreliable as delays were not reported prior to our observations (except at one facility), related workhours were not recorded at 598 sites nationwide, and daily processed and unprocessed volumes were not captured in any system. Finally, required close-out procedures were not consistently completed at nine facilities, resulting in verification and data risks.

Postal Service officials acknowledged these issues and attributed them to staffing and service prioritization challenges, and system limitations. While we recognize those issues, we believe the broader operational effectiveness problems resulted from insufficient management and oversight. The Postal Service began corrective actions and initiated a working group to automate processes and enhance training. Ensuring sufficient management and oversight and enhancing systems will help strengthen BRM value for the Postal Service, mailers, and customers, particularly as untimely processing could delay election mail, nonprofit donations, or other recipient replies.

Recommendations

We recommended management develop strategies to ensure sufficient management and oversight of BRM operations, particularly related to timely processing, recording accurate BRM data (e.g., delays, volumes, and workhours), and completing close-out procedures and complete system enhancements to more effectively track BRM operational data and establish processes for assessing related performance.

Transmittal Letter



OFFICE OF INSPECTOR GENERAL
UNITED STATES POSTAL SERVICE

October 10, 2023

MEMORANDUM FOR: ELVIN MERCADO
VICE PRESIDENT, RETAIL & POST OFFICE OPERATIONS

A handwritten signature in black ink, reading "Amanda H. Stafford", is positioned above the typed name.

FROM: Amanda H. Stafford
Deputy Assistant Inspector General
for Retail, Marketing & Supply Management

SUBJECT: Audit Report – Business Reply Mail Operations
(Report Number 23-087-R24)

This report presents the results of our audit of Business Reply Mail Operations.

We appreciate the cooperation and courtesies provided by your staff. If you have any questions or need additional information, please contact Josh Bartzen, Director, Retail, or me at 703-248-2100.

Attachment

cc: Postmaster General
Corporate Audit Response Management

Results

Introduction/Objective

This report presents the results of our self-initiated audit of the Business Reply Mail (BRM) Operations (Project Number 23-087). Our objective was to evaluate the effectiveness of the Postal Service's BRM operations. See Appendix A for additional information about this audit.

Background


The BRM service enables qualified mailers to provide a recipient with a convenient, prepaid method for replying to a mailing. BRM pieces can include postcards, letters, flats, parcels, or election ballots,¹ and can either be First-Class Mail® or Priority Mail® (see Figure 1). Under BRM, the mailer, not the customer, pays the return postage. The Postal Service processed over 310 million BRM pieces and recorded \$177 million in BRM-related revenue in fiscal year (FY) 2022.

BRM affords benefits to mailers, their customers, and the Postal Service. For mailers, BRM provides postage cost savings on large volumes when a customer response is not assured. BRM also offers the customer greater convenience and cost savings by not needing to pay return postage, supply a mailpiece, or add a return address. BRM is used by:

- Direct marketers seeking to encourage orders.
- Researchers seeking survey response data.
- Publishers soliciting subscriptions.
- Businesses collecting receipts or documents from employees.
- Nonprofit organizations to obtain donations.
- Election officials for mail-in ballots.

The Postal Service receives revenue from the postage on both the outbound piece (to the customer) and on the returned BRM, as well as a per-piece fee on the returned BRM. Mailers must apply for a permit to participate in the BRM program, and there were about 178,000 active permits as of June 2023.²

Figure 1. BRM Examples



Source: U.S. Postal Service Office of Inspector General (OIG) staff.

Many entities throughout the Postal Service network have responsibilities for BRM operations. Local Postal Service staff conduct a variety of pre-mailing BRM program activities, such as reviewing mailer permit applications, assigning the mailer a permit number, and inputting the permit account information into PostalOne!.³ Operationally, BRM enters the Postal Service system through typical mail acceptance channels (e.g., such as carriers picking it up along a route or customers dropping it off at a local post office). BRM then flows through the Postal Service's processing network to its destinating facility, such as a post office, delivery unit, or finance station ("unit").⁴ At that destinating unit, Postal Service retail staff — BRM clerks or local management — perform a variety of operations such as:

¹ From October 2022 through April 2023, over 13 million completed ballots destined for local election offices were sent through the Postal Service as BRM election mail. Not all election ballots are mailed using BRM, but all completed ballots sent through the Postal Service are processed at a minimum of First-Class service levels.

² A permit entitles a sender to distribute an unlimited number of BRM pieces and pay per-piece charges only on returned pieces. Permit holders agree to pay an annual permit fee to use this service.

³ PostalOne! is the Postal Service's automated system for managing and recording BRM transactions, including deposits, account balances, volumes, invoices, billing, refunds, and reporting (BRM data for non-PostalOne! units is recorded and traced manually).

⁴ A post office that accepts mail from customers and offers retail services to customers and handles their mail, but does not offer delivery.

- counting, weighing, and processing arriving BRM, including entering data into PostalOne!;
- calculating the postage that should be collected for the mailing, verifying if the permit account is current and has sufficient funds to pay the applicable postage and fees, and invoicing the cost to the permit account;
- releasing/delivering⁵ BRM to the mailer (this could entail the mailer picking up from their designated unit or being delivered by the carrier) and validating completion through close-out operations; and
- performing daily post-processing documentation and verification actions including:
 - completing the End-of-Day Close-Out report, which documents BRM volumes that were processed, invoiced, and staged.
 - recording any BRM delays⁶ in the Delivery Condition Visualization (DCV) report.
 - recording corresponding BRM-related workhours.

Mailers we recently spoke with expressed concerns with untimely BRM service, including BRM pieces that appeared to be delayed by multiple weeks (based on the cancellation date on the mailpiece or customer complaints). Effective operations are crucial to ensuring BRM value for the Postal Service, mailers, and their customers.


Finding: BRM Operational Effectiveness Could Be Improved

Postal Service mailers and customers value BRM service, but processing delays, insufficient data, and incomplete close-out procedures hinder operational effectiveness and customer satisfaction.

Processing Delays and Data

We observed nearly 180,000 pieces of delayed BRM at eight of 11 facilities we visited, with some pieces delayed by over 13 days (see Figure 2). Management and staff also acknowledged delays prior to our visits, with one office mentioning about 4,000 pieces of delayed BRM election ballots during the previous week.⁷

Figure 2. Examples of Delayed BRM



Example: Piece postmarked March 30, 2023 (8 days prior to OIG team observation)



Example: Letter Tray labelled April 3, 2023 (4 days prior to OIG team observation)

Source: OIG observations at the Chicago Cent Carrier Annex Post Office, IL, and Cardiss Collins Finance Station, IL, on April 7, 2023.

- 5 BRM mailers with insufficient funds or expired fees will have their mailpieces held at the facility until the account is properly paid. Mailers should be notified that pieces are being held and postal employees should place the transaction in a pending status in PostalOne.
- 6 BRM received by a unit's established processing cut-off time (i.e., Critical Entry Time [CET]) should be ready for delivery or pick up that day. BRM received after an office's CET is to be processed for delivery or pick up no later than the next business day. When mail arrives prior to the unit's CET but is not ready for delivery or pick up that day, it is considered "delayed" and is required to be reported.
- 7 Although not processed timely, these ballots were delivered prior to the tabulation of the election results.

To assess the potential magnitude and breadth of observed BRM delays, we contacted major BRM mailers and reviewed Postal Service facility-specific and national data. Mailers we spoke with expressed concerns about the timeliness and inconsistency of BRM service. We also reviewed national and facility-specific delayed mail data in DCV and found service and reliability issues based on the following:

- *Delayed Mail Data Likely Underreported for Facilities Visited.* While we observed nearly 180,000 pieces of delayed BRM during our visits, only one site⁸ had previously reported any delayed BRM volume from October 2022 until the OIG visits in April–May 2023. All other sites had zero reported delays in DCV between October 2022 and our individual visits. As stated earlier, Postal Service policy requires BRM delayed volumes to be accurately recorded in DCV.
- *Delayed Mail Data Likely Underreported Nationally.* Postal Service nationwide DCV data showed 614,351 delayed BRM pieces between October 2022 and June 2023. These numbers were likely understated as 87 percent of those delayed volumes (533,951) were reported between April–June 2023 by only two facilities — Cardiss Collins Finance Station and Chicago Cent Carrier Annex — *after* our visits. Staff at these two facilities acknowledged that prior to our visits, they were not recording delays and started doing so afterward.

Workhour Data

We also found similar data reliability concerns when reviewing BRM-related workhours. National data between October 2022 and June 2023 showed a total of 1.6 million workhours allocated to BRM. These numbers were likely understated as zero (0) workhours were recorded at 598 facilities — facilities that cumulatively processed over 20 million pieces of BRM (10 percent of total BRM volume) during that time. Of those facilities reporting zero work hours from October 2022 through June 2023:

- One facility reported processing 8 million BRM pieces,
- Another facility (one we visited — the Phoenix Main Post Office), reported processing 1.7 million BRM pieces, and

“While we observed nearly 180,000 pieces of delayed BRM during our visits, only one site had previously reported any delayed BRM volume from October 2022 until the OIG visits in April–May 2023.”

- 24 other facilities reported processing over 100,000 pieces.

Close-Outs

We reviewed FY 2023 year-to-date (October 2022–June 2023) national and facility-specific data on the completeness of close-out procedures. Regarding national performance, data showed that nearly 90,000 required close-outs (9 percent)⁹ were not completed. Staff explanations for these incomplete close-outs (10,141 of the nearly 18,600 incomplete close-outs that included an explanation), were attributed to a variety of reasons, including staffing shortages, management oversight issues, and that BRM processing was not a priority. We then reviewed specific data for the facilities we visited and found incomplete close-out procedures at nine of the 10 facilities.¹⁰

Postal Service Perspectives and Impacts

Postal Service officials acknowledged processing delays, delayed volume and workhour data issues, and incomplete close-outs. Local and headquarters management attributed them to staffing, service prioritization, and system limitation challenges as follows:

- *Staffing.* Officials stated that these operational and data shortfalls arose due to staffing constraints, such as not having staff trained or assigned to process BRM when the primary staff was on their day off or on leave. For example, management at nine of 11 facilities we visited did not assign a backup or train other staff to complete BRM processing. In these instances, BRM would not be processed until the primary clerks returned.

⁸ Loop Station (Chicago, IL), which reported 1,495 pieces in mid-March.

⁹ About 90,000 of the expected 928,285 close-outs. Of those 90,000, only 18,600 had narrative explanations for why they were incomplete.

¹⁰ Cardiss Collins Finance Station and Chicago Cent Carrier Annex report closeout data jointly; therefore, we considered these sites as one location (reducing the sites reviewed to 10) for this analysis.

- **Prioritization:** Officials noted that other retail operations and mail processing would oftentimes take priority over timely BRM processing, accurate delayed BRM and workhour tracking, and conducting close-out procedures. We also found that officials at 7 of 11 facilities we visited did not know that delayed BRM should be reported or acknowledged delayed BRM was not reported in DCV.
- **System Limitations:** Officials noted BRM system limitations related to tracking key BRM data necessary to allow management visibility into BRM processing. For example, the system was unable to track the amount of incoming BRM volume arriving at the unit on a given day and compare it to how much was processed. Having the ability to review this information would provide management with more clarity into the amount of delayed BRM and locations having operational issues.

“The Postal Service has already initiated actions to help improve BRM processing, timeliness, and data.”

and oversight for ensuring timely processing, following policies to accurately record delayed mail and workhours, and completing close-out procedures. Continued BRM processing delays, data integrity problems (both delayed mail and workhour data), and system limitations would (1) negatively impact BRM mailer and customer experiences, particularly as untimely processing could delay election mail, nonprofit donations, or other recipient replies; and (2) hinder the Postal Service’s visibility into BRM service and operational performance, including identifying potential operational gaps, weaknesses, or vulnerabilities. Continued close-out deficiencies would result in verification and

data risks related to whether BRM operations were completed daily. In conclusion, insufficient management and oversight of BRM operations and system limitations are putting Postal Service revenue, costs, and brand as a trusted service provider at risk.

The Postal Service has already initiated the following actions to help improve BRM processing, timeliness, and data:

- **BRM Workgroup:** The Postal Service and leading BRM mailers created a joint working group¹¹ in April 2023 to focus on BRM issues — such as automating more processes and enhancing training — to increase BRM usage and importance.
- **BRM Mailer Promotion:** The Postal Service announced a May 2023 promotion to help improve BRM efficiency and visibility. The Reply Mail IMbA (Intelligent Mail Barcode Accounting) Promotion provides qualifying mailers discounts if they incorporate static or serialized barcodes into their BRM, which are actions that help automate manual aspects of the counting and invoicing processes.
- **BRM System Enhancements:** By the end of 2023, the Postal Service reports it will implement a dashboard to more effectively track key BRM operational data, including daily arriving and processed volumes.

While we recognize those issues and corrective actions, the broader operational effectiveness problems resulted from insufficient management

Recommendation #1

We recommend the **Vice President, Retail & Post Office Operations**, develop strategies to ensure sufficient management and oversight of Business Reply Mail operations, particularly related to timely processing, recording accurate Business Reply Mail data (e.g., delays, volumes, and workhours), and completing close-out procedures.

Recommendation #2

We recommend the **Vice President, Retail & Post Office Operations**, complete system enhancements to more effectively track Business Reply Mail operational data and establish processes for assessing related performance.

Management’s Comments

Management agreed with the finding and both recommendations, but they disagreed with two anecdotes included in the report. First, where the report mentioned mailers concerns about untimely BRM service, including that some pieces appeared to be delayed by multiple weeks, management requested the statement be removed or reworded as no additional, specific customer information was included. Second, where the report mentioned that BRM operational issues “would negatively impact BRM mailer and customer experiences,

¹¹ Mailers Technical Advisory Committee (MTAC), Work Group #196 – Review Business Reply Mail Processes, Rules and Regulations.

particularly as untimely processing could delay election mail, nonprofit donations, or other recipient replies,” management requested the reference to election mail be removed or adjusted to “mail.” Management felt the intent of the verbiage would create a false sense of alarm, while acknowledging the report stated the observed delayed election mail was delivered prior to the tabulation of any election results.

Regarding recommendation 1, management stated they have already initiated strategies associated with BRM workgroups, dashboards, and system enhancements to improve timeliness of BRM processing and accuracy of BRM volume, workhours and processing delays, and close-out procedures. In subsequent discussions, management further clarified these ongoing strategies, stating they will perform better oversight of timely processing, more accurately allocate workhours and compare them to workload, and enhance visibility into BRM delays and close out performance.

Regarding recommendation 2, management stated they are finalizing the development of the BRM dashboard, which will more effectively track operational data and performance. The target implementation date is January 31, 2024.

See Appendix B for management’s comments in their entirety.

Evaluation of Management’s Comments

The OIG considers management’s comments responsive to both recommendations, and corrective actions should resolve the issues identified in the report.

Regarding management’s disagreement with the report’s description of mailer concerns about delayed BRM, we chose to summarize mailer BRM concerns while appropriately retaining the anonymity of individual mailers. Regarding management’s disagreement with the report’s description of potential election mail delays resulting from BRM operational issues, we are retaining this verbiage based on election mail being a key BRM segment and Postal Service staff acknowledging associated delays during our observations.

All recommendations require OIG concurrence before closure. Consequently, the OIG requests written confirmation when corrective actions are completed. With OIG’s review of supporting documentation around the Postal Service’s newly developed

strategies associated with BRM workgroups, dashboards, and system enhancements, we agree to close recommendation 1 as implemented upon the report’s issuance. Recommendation 2 should not be closed in the Postal Service’s follow-up tracking system until the OIG provides written confirmation that the recommendation can be closed.

Appendices

Appendix A: Additional Information.....	9
Scope and Methodology	9
Prior Audit Coverage	10
Appendix B: Management's Comments	11

Appendix A: Additional Information

Scope and Methodology

Our objective was to evaluate the effectiveness of the Postal Service's BRM operations. To accomplish our objective, we:

- Reviewed Postal Service policies and procedures related to BRM operations (e.g., processing, handling, invoicing, etc.).
- Analyzed BRM operational data from PostalOne! for FY 2022 and year-to-date FY 2023 (June), including volumes, BRM active permits, and the number of days BRM transactions were not processed by location.
- Analyzed nationwide delayed BRM from the DCV report, housed within Informed Visibility, from October 2022 through June 2023.
- Analyzed BRM close-out compliance, causes for noncompliance, and BRM associated workhours nationally for October 2022 through June 2023 from the Postal Service's Enterprise Data Warehouse/Application System Reporting systems.
- Conducted on-site observations of BRM operations at 11 judgmentally selected facilities

nationwide that encompassed all four delivery and retail areas, large BRM volume locations, and nearby smaller volume locations. See Table 1 for the facilities visited, Postal Service Area, and observation dates.

During these site visits, we determined the amount of BRM on hand (current and pending), assessed its processing timeliness, interviewed BRM staff and management, and observed staff completing the processing and invoicing of BRM transactions.

Reviewed data from the Postal Service's Customer 360 system to learn about instances where customers raised issues or concerns about BRM operations and service.

Interviewed Postal Service headquarters officials about pertinent issues relating to BRM operations including challenges with BRM operations and actions the Postal Service plans to take or has taken to address them.

Interviewed judgmentally selected BRM mailers to discuss their BRM operations, issues at Postal Service locations, how they monitor their BRM, and their overall Postal Service interactions.

Table 1. Sites and Dates Visited to Observe BRM Operations

Area	Facility	Date Attended
Central Area Retail and Delivery Operations	Joliet, IL, Post Office	April 6, 2023
	Cardiss Collins Finance Station	April 7, 2023
	Chicago Cent Carrier Annex	April 7, 2023
	Loop Carrier Annex	April 7, 2023
Atlantic Area Retail and Delivery Operations	Lanham-Seabrook, MD, Post Office	May 9, 2023
	Hagerstown, MD, Post Office	May 10, 2023
Southern Area Retail and Delivery Operations	Doraville, GA, Post Office	May 11, 2023
WestPac Area Retail and Delivery Operations	Phoenix, AZ, Main Post Office	May 18, 2023
	Phoenix, AZ, Cactus Post Office	May 18, 2023
Central Area Retail and Delivery Operations	Dayton, OH, Main Post Office	May 23, 2023
	Cincinnati, OH, Main Post Office	May 24, 2023

Source: Facilities Database and OIG-generated based on-site observations and dates attended.

We conducted this performance audit from April through October 2023 in accordance with generally accepted government auditing standards and included such tests of internal controls as we considered necessary under the circumstances. Those standards require that we plan and perform the audit to obtain sufficient, appropriate evidence to provide a reasonable basis for our finding and conclusions based on our audit objective. We believe that the evidence obtained provides a reasonable basis for our finding and conclusions based on our audit objective. We discussed our observations and conclusions with management on September 8, 2023, and included their comments where appropriate.

In planning and conducting the audit, we obtained an understanding of the internal control structure related to BRM to help determine the nature, timing, and extent of our audit procedures. We reviewed the management controls for overseeing the program and mitigating associated risks. Additionally, we assessed the internal control components and underlying principles, and we determined that the following three components were significant to our audit objective: control activities, information and communication, and monitoring.

We developed audit work to ensure that we assessed these controls. Based on the work performed, we identified significant internal control deficiencies within the context of our objective. Our recommendations, if implemented, should correct the weaknesses we identified for future programs.

We assessed the reliability of computer-generated data from the PostalOne!, Informed Visibility, Enterprise Data Warehouse, Application System Reporting, Facilities Database, and Customer 360 systems when performing our data analysis. We assessed the reliability of the data by discussing the data with headquarters and Post Office management who use this data to oversee operations and performance. We determined the data were sufficiently reliable for the purpose of this report.

Prior Audit Coverage

The OIG did not identify any prior audits or reviews related to the objective of this audit within the last five years.

Appendix B: Management's Comments

ELVIN MERCADO
VICE PRESIDENT, RETAIL AND POST OFFICE OPERATIONS
HEADQUARTERS



October 2, 2023

JOHN CIHOTA
DIRECTOR, AUDIT SERVICES

SUBJECT: Management Response: Business Reply Mail (BRM) Operations
(23-087-DRAFT)

Thank you for providing the Postal Service with an opportunity to review and comment on the findings and recommendations contained in the draft report — *Business Reply Mail Operations*.

Finding #1: BRM Operational Effectiveness Could Be Improved:

While Management agrees with Finding #1 as a whole, it disagrees with two anecdotal statements made in the audit report:

1. The report states, "Mailers we recently spoke with expressed concerns with untimely BRM service, including BRM pieces that *appeared* to be delayed by multiple weeks (based on the cancellation date on the mail piece or customer complaints)." Management had requested the statement be removed or reworded, as no specific information was provided to the Postal Service relating to comments shared by customers with the Office of Inspector General (OIG).
2. The report states, "Continued BRM processing delays, data integrity problems (both delayed mail and workhour data), and system limitations would negatively impact BRM mailer and customer experiences, particularly as untimely processing could delay election mail, nonprofit donations, or other recipient replies." Management had requested the reference to election mail be removed or replaced with simply the word "mail." Management felt the intent of the current verbiage was to create a false sense of alarm, despite the fact all Election Mail referenced in the report was delivered prior to the tabulation of any election results.

Following are Management's comments on the two (2) recommendations:

Recommendation #1:

We recommend the Vice President, Retail & Post Office Operations, develop strategies to ensure sufficient management and oversight of Business Reply Mail operations, particularly related to timely processing, recording accurate Business Reply Mail data (e.g., delays, volumes, and workhours), and completing close-out procedures.

475 L'ENFANT PLAZA SW
WASHINGTON DC 20260

-2-

Management Response/Action Plan:

Management agrees with this recommendation. The Postal Service has already initiated the following strategies acknowledged by the OIG in its report to improve timeliness of BRM processing, accuracy of BRM volume, workhours and processing delays, and close-out procedures.

- BRM Workgroups to automate more processes and enhance training.
- BRM Dashboard to enhance visibility and effectively track key BRM operational data.
- BRM System Enhancements.

Therefore, Management requests closure of this recommendation.

Target Implementation Date: N/A

Responsible Official: N/A

Recommendation #2:

We recommend the Vice President, Retail & Post Office Operations, complete system enhancements to more effectively track Business Reply Mail operational data and establish processes for assessing related performance.

Management Response/Action Plan:

Management agrees with this recommendation. Management is finalizing the development of the BRM dashboard, which will more effectively track operational data and Business Reply performance.

Target Implementation Date: 01/31/2024

Responsible Official: Manager, Retail & Post Office Operations

E-SIGNED by TRACY.R RAYMOND
on 2023-10-02 15:14:59 EDT

Tracy R. Raymond
on behalf of Elvin Mercado

475 L'ENFANT PLAZA SW
WASHINGTON DC 20260

OFFICE OF INSPECTOR GENERAL UNITED STATES POSTAL SERVICE



Contact us via our [Hotline](#) and [FOIA](#) forms. Follow us on social networks. Stay informed.

1735 North Lynn Street, Arlington, VA 22209-2020
(703) 248-2100

For media inquiries, please email press@uspsoig.gov
or call (703) 248-2100



APPENDIX 10

GENERAL ELECTION - STATE OF HAWAII - COUNTY OF HAWAII
 NOVEMBER 5, 1996
 ** Final Report **
 Number 7.

Page 1
 Printed on 11/06/96 at 01:56 am

PRESIDENT/VICE PRESIDENT	56/ 56/ 56/	STATE REP - DIST 2	9/ 9/ 9/	COUNCIL DIST I	11/ 11/ 11/
	100.0/100.0		100.0/100.0		100.0/100.0
(D) CLINTON/GORE	27262 54.0	(D) CHANG, JERRY LESLIE	5945 71.8	(D) YAGONG, DOMINIC	3106 56.2
(R) DOLE/KEMP	13516 26.8	(R) HUMPHERS, STEVE	1671 20.2	(R) LAMBETH, PHOEBE M.	2166 39.2
(RF) PEROT/CHOATE	5137 10.2	Blank Votes	658 8.0	Blank Votes	249 4.5
(G) NADER/LADUKE	2489 4.9	Over Votes	1 0.0	Over Votes	1 0.0
(L) BROWNE/JORGENSEN	422 0.8				
(NL) HAGELIN/TOMPKINS	102 0.2	STATE REP - DIST 3	8/ 8/ 8/	COUNCIL DIST II	6/ 6/ 6/
(T) PHILLIPS/TITUS	49 0.1		100.0/100.0		100.0/100.0
Blank Votes	1145 2.3				
Over Votes	342 0.7	(D) HAMAKAWA, ERIC G.	6506 66.0	(D) LEITHEAD-TODD, B.	3553 59.0
U.S. REP - DIST 2	56/ 56/ 56/	(R) ARTHURS, BOB	2738 27.8	(R) SHIN, LORRAINE P.	2227 37.0
	100.0/100.0	Blank Votes	606 6.2	Blank Votes	239 4.0
		Over Votes	2 0.0	Over Votes	1 0.0
(D) MINK, PATSY T.	29248 58.0	STATE REP - DIST 4	8/ 8/ 8/	COUNCIL DIST III	5/ 5/ 5/
(R) PICO, TOM JR.	14057 27.9		100.0/100.0		100.0/100.0
(L) KEEFE, JAMES M.	2008 4.0				
(N) CRABBE, NOLAN	1770 3.5	(D) HERKES, ROBERT N.	5415 61.9	(D) ARAKAKI, JAMES	3332 51.1
(NL) TOULON, AMANDA	859 1.7	(R) REED, ROBERT	2647 30.2	(R) LAM, MERLE	2963 45.5
Blank Votes	2465 4.9	Blank Votes	693 7.9	Blank Votes	218 3.3
Over Votes	57 0.1	Over Votes	0 0.0	Over Votes	2 0.0
STATE SEN - DIST 2	17/ 17/ 17/	STATE REP - DIST 5	10/ 10/ 10/	COUNCIL DIST IV	5/ 5/ 5/
	100.0/100.0		100.0/100.0		100.0/100.0
(D) MATSUURA, RICHARD	13601 75.0	(R) WHALEN, PAUL	4391 55.0	(D) CHUNG, AARON S. Y.	2393 48.6
(R) BOYD, STEWART K.	3343 18.4	(D) COHN, ELAINE	3232 40.5	(R) OSORIO, ELROY T. L.	1917 38.9
Blank Votes	1181 6.5	Blank Votes	354 4.4	(G) JOHNS, DONNALYN N.	480 9.7
Over Votes	2 0.0	Over Votes	5 0.1	Blank Votes	131 2.7
STATE SEN - DIST 3	18/ 18/ 18/	STATE REP - DIST 6	7/ 7/ 7/	Over Votes	6 0.1
	100.0/100.0		100.0/100.0	COUNCIL DIST V	3/ 3/ 3/
					100.0/100.0
(D) LEVIN, ANDREW	10744 64.2	(D) TARNAS, DAVID A.	4106 53.3		
(R) FITZGERALD, BRYAN	5121 30.6	(R) MCDERMOTT, RICK	3097 40.2	(D) SMITH, AL	1965 37.2
Blank Votes	867 5.2	Blank Votes	493 6.4	(R) VAN HOVEN, TOM	1573 29.8
Over Votes	5 0.0	Over Votes	2 0.0	(G) LEIALOHA, JULIE	1478 28.0
STATE REP - DIST 1	14/ 14/ 14/	HAWAII MAYOR	56/ 56/ 56/	(L) CHRISTIE, ROGER	151 2.9
	100.0/100.0		100.0/100.0	Blank Votes	113 2.1
				Over Votes	2 0.0
(D) TAKAMINE, DWIGHT Y.	5488 69.5	(D) YAMASHIRO, STEPHEN	19807 39.2	COUNCIL DIST VI	10/ 10/ 10/
(R) HUTCHISON, TERRY L.	1827 23.1	(G) BONK, KEIKO	16659 33.0		100.0/100.0
Blank Votes	586 7.4	(R) RATH, JIM	11724 23.2		
Over Votes	1 0.0	(L) ANDERSON, AARON	393 0.8	(R) SANTANGELO, JOHN L.	2106 36.9
		(N) ADLER, JONATHAN	391 0.8	(G) JACOBSON, JULIE	1896 33.2
		Blank Votes	1460 2.9	(D) TABBADA, STEPHANIE	1448 25.3
		Over Votes	30 0.1	Blank Votes	264 4.6
				Over Votes	1 0.0

GENERAL ELECTION - STATE OF HAWAII - COUNTY OF HAWAII
 NOVEMBER 5, 1996
 ** Final Report **
 Number 7.

Page 2
 Printed on 11/06/96 at 01:56 am

COUNCIL DIST VII	6/ 6/ 6/	100.0/100.0	OHA - HAWAII	56/ 56/ 56/	100.0/100.0	CONSTITUTIONAL AMENDMENT	56/ 56/ 56/	100.0/100.0
(R) REYNOLDS, JOE	2976	49.7	SPRINGER, HANNAH K.	2684	30.0	QUALIFYING FOR FED	YES	22537 44.7
(D) BREESE-RABIN, T.	2623	43.8	AKAKA, MOANIKEALA	2601	29.1	FINANCIAL AID	NO	16776 33.3
Blank Votes	391	6.5	AKAMU-SCOTT, LOVEYMAE	1416	15.8	Blank Votes		11079 22.0
Over Votes	0	0.0	KAUHANE, FRANCIS N.	1406	15.7	Over Votes		8 0.0
COUNCIL DIST VIII	4/ 4/ 4/	100.0/100.0	FERGERSTROM, BRUDDA HANK	437	4.9	CONSTITUTIONAL AMENDMENT	56/ 56/ 56/	100.0/100.0
(R) TYLER, J. CURTIS	3090	63.0	OHA - KAUAI	56/ 56/ 56/	100.0/100.0	CONVENTION TO REVISE	YES	21721 43.1
(D) SCHLEIGER, JIM	1428	29.1	KEALE, MOSES K., SR.	3542	39.6	OR AMEND CONST	NO	21882 43.4
(NL) CONNAUGHTON, ED	181	3.7	KAIWI, BENE HAKAKA K.	1380	15.4	Blank Votes		6789 13.5
Blank Votes	205	4.2	PERRY, WARREN C. R.	1033	11.5	Over Votes		8 0.0
Over Votes	0	0.0	MANSFIELD, LOPAKA	713	8.0	HAWAII CHARTER	56/ 56/ 56/	100.0/100.0
COUNCIL DIST IX	6/ 6/ 6/	100.0/100.0	NA'EA, ERIC J., SR.	442	4.9	COUNCIL TERM LIMITS		
(R) RAY, JOHN	3032	54.2	SMITH, HENRY E., JR.	410	4.6	LIMIT TO 4 CONSE-	YES	33542 66.5
(N) ELARIONOFF, L.	2312	41.4	REGO, RANDY S. NAUKANA	217	2.4	CUTIVE 2-YR TERMS	NO	10428 20.7
Blank Votes	243	4.3	Blank Votes	1201	13.4	Blank Votes		6429 12.7
Over Votes	2	0.0	Over Votes	6	0.1	Over Votes		31 0.1
BOE - 1ST DEPT SCH	56/ 56/ 56/	100.0/100.0	OHA - MOLOKAI	56/ 56/ 56/	100.0/100.0	HAWAII CHARTER	56/ 56/ 56/	100.0/100.0
WATANABE, HERBERT S.	23948	47.5	KEALOHA, SAMUEL LYONS	3092	34.6	VACANCY IN OFFICE		
FOX, ROBERT A.	21822	43.3	RITTE, WALTER	2465	27.6	VAC ONLY IF TERM	YES	23758 47.1
Blank Votes	4636	9.2	MACHADO, COLETTE PIIPII	2211	24.7	OF OFFICE OVERLAPS	NO	18333 36.4
Over Votes	24	0.0	Blank Votes	1174	13.1	Blank Votes		8318 16.5
OHA - AT LARGE	56/ 56/ 56/	100.0/100.0	Over Votes	2	0.0	Over Votes		21 0.0
APOLIONA, HAUNANI	4255	47.6	CONSTITUTIONAL AMENDMENT	56/ 56/ 56/	100.0/100.0			
KAMALI'I, KINA'U BOYD	2215	24.8	HURRICANE RELIEF FUND					
WATSON, BERNIE MOKIHANA	520	5.8	AUTH REV BONDS FOR	YES	30473 60.5			
KALANI, DWAYNE K.	408	4.6	HURRICANE RELIEF FUND NO	13526 26.8				
KIPILII, FRANK K.	319	3.6	Blank Votes	6370 12.6				
HERRON, NOHEALANI	253	2.8	Over Votes	31 0.1				
KEKIPI, ALOHA VELMA P.	236	2.6	CONSTITUTIONAL AMENDMENT	56/ 56/ 56/	100.0/100.0			
MANUEL, CARLOS MAHI	144	1.6	SCHOOL CONSTR PROJECTS					
Blank Votes	541	6.0	PAYING FOR SCHOOL	YES	32725 64.9			
Over Votes	53	0.6	CONSTR PROJECT	NO	11238 22.3			
			Blank Votes	6428 12.8				
			Over Votes	9 0.0				

GENERAL ELECTION - STATE OF HAWAII - COUNTY OF HAWAII
NOVEMBER 5, 1996
** Final Report **
Number 7.

Page 3
Printed on 11/06/96 at 01:56 am

```
=====|
REGISTRATION AND TURNOUT|
-----|
*****|
GENERAL|
*****|
TOTAL REGISTRATION..... 71270|
TOTAL TURNOUT..... 50464 70.8|
PRECINCT TURNOUT..... 39555 55.5|
  A  BALLOTS CAST..... 39555 55.5|
  B  BALLOTS CAST..... 39553 55.5|
  C  BALLOTS CAST..... 39552 55.5|
|
ABSENTEE TURNOUT..... 10909 15.3|
  A  BALLOTS CAST..... 10909 15.3|
  B  BALLOTS CAST..... 10877 15.3|
  C  BALLOTS CAST..... 10848 15.2|
|
*****|
OFF. OF HAWAIIAN AFFAIRS|
*****|
TOTAL REGISTRATION 13928|
TOTAL TURNOUT..... 8944 64.2|
PRECINCT TURNOUT..... 7086 50.9|
ABSENTEE TURNOUT..... 1858 13.3|
=====|
```

NOVEMBER 7, 2000

** Final Report**

Printed on 12/01/00 at 9:35:00 AM

Number 2

PRESIDENT AND VICE PRESIDENT			OHA - SP VAC AT LARGE (3)			OHA - SP VAC MAUI (1)		
	60 of 60	100.0		60 of 60	100.0		60 of 60	100.0
(D)GORELIEBERMAN	28,670	55.8	AKANA, Rowena M.N.	7,993	5.2	OTA, Charles S.	10,438	20.3
(R)BUSHCHENEY	17,050	33.2	KAMAKAWIWOOLE, Reynolds N.	7,221	4.7	HAO, Louis	6,944	13.5
(G)NADERLaDUKE	4,604	9.0	WAIHE'E, John D., IV	7,212	4.7	KALALAU, Sam	3,642	7.1
(L)BROWNEIOLIVIER	276	0.5	TRASK, Mililani B.	7,056	4.6	KAAHUMANU, Laki P.	3,084	6.0
(RF)BUCHANANFOSTER	157	0.3	STENDER, Oswald K.	5,494	3.6	RUST, Jimmy	2,336	4.5
(C)PHILLIPSFRAZIER	52	0.1	OLDS, Nalani	4,105	2.7	CLUBB, Genevieve (Lehua)	2,300	4.5
(NL)HAGELINGOLDHABER	51	0.1	DESOTO, A. Frenchy	3,954	2.6	GRANTHAM, Roger L.	1,531	3.0
BLANK VOTES	441	0.9	ROSE, Charles (Kale Loke)	3,564	2.3	PELEKAI, Edward P.	1,011	2.0
OVER VOTES	67	0.1	KAAPU, Kekoa David Jr.	2,856	1.9	BLANK VOTES	20,058	39.0
=====			BRANDT, Nani G.	2,815	1.8	OVER VOTES	24	0.0
U.S. SENATOR			KOTOMORI, Janet	2,727	1.8	=====		
	60 of 60	100.0	KAMALI'I, Kina'u Boyd	2,649	1.7	OHA - AT LARGE (1)		
(D)AKAKA, Daniel K.	34,092	66.4	LEE, Richard	2,349	1.5		60 of 60	100.0
(R)CARROLL, John	12,468	24.3	MCGREGOR, Bob	2,138	1.4	CARPENTER, Dante Keala	9,074	17.7
(NL)CLEGG, Lauri A.	770	1.5	BATES, Beverly R.	2,115	1.4	APOLIONA, Haunani	6,146	12.0
(L)MALLAN, Lloyd Jeffrey	755	1.5	DE COSTA, Denise Mahealani	1,559	1.0	AIONA, Darrow L. Kananakui	2,027	4.0
(C)PORTER, David	324	0.6	TUNGPALAN, Eloise Ululani Y	1,493	1.0	WAIWAI'OLE, Healani G. G.	1,798	3.5
BLANK VOTES	2,943	5.7	GREENWOOD, Alice U. Oupnui	1,478	1.0	AKAU, Lucy	1,631	3.2
OVER VOTES	16	0.0	WONG, Jimmy	1,457	0.9	CONKLIN, Kenneth R.	1,602	3.1
=====			BURKE, Gene P. K. (Kini)	1,426	0.9	ROBINSON, Thurston	1,467	2.9
U.S. REPRESENTATIVE - [D 2]			EVANS, Kimo Keanu	1,401	0.9	KA'AUWAI-IWAMOTO, Linda	1,324	2.6
	60 of 60	100.0	KELIIHOLOKAI, Jennifer	1,340	0.9	STONE, Nancy (Pohaku)	1,246	2.4
(D)MINK, Patsy Takemoto	28,388	55.3	GILES, Jason C.	1,200	0.8	LEE, Brian Akana	1,219	2.4
(R)FRANCIS, Russ	18,298	35.6	HUBBARD, Lela Malina	1,105	0.7	KAMA, Peter	1,163	2.3
(L)DUQUESNE, Lawrence G.K.	1,436	2.8	PARK, Bernadette (Akiona)	1,034	0.7	NALUAI, D. Keala (Dottie)	657	1.3
BLANK VOTES	3,236	6.3	EBISU, Tulane E.	957	0.6	KAHUI, Craig (Bo)	636	1.2
OVER VOTES	10	0.0	MORRISON, Harriet Ilima	906	0.6	CLARK, Kauila	547	1.1
=====			HANALEI, Ralph (Hana)	834	0.5	KAPELE, Jay Jay (Jeff)	413	0.8
STATE SENATOR - [D 2]			KAUHANE, Mike	830	0.5	KALUA, V. Halemano	409	0.8
	17 of 17	100.0	KALEIKINI, Lovell F.	828	0.5	AMONG, Les A.	372	0.7
(D)MATSUURA, David M.	10,126	58.1	PEABODY, George (Aloha)	827	0.5	HAUPU, Wave	360	0.7
(R)O'LEARY, Paul (Bow Tie Guy)	6,349	36.4	KANEKOA, Mitchell III	818	0.5	AMSTERDAM, Kaui Jochanan	258	0.5
BLANK VOTES	950	5.5	AKINA, Crayn Kauahi	764	0.5	KIPILII, Franklin	246	0.5
OVER VOTES	4	0.0	WONG, Edwina A.L.	690	0.4	BLANK VOTES	18,169	35.5
=====			EBEL, Bud	654	0.4	OVER VOTES	370	0.7
STATE SENATOR - [D 3]			SCHNEIDER, Loyson Earl	636	0.4	=====		
	22 of 22	100.0	GORA, Francis Keoua	546	0.4	OHA - HAWAII (1)		
(D)LEVIN, Andrew (Andy)	12,203	69.3	PADEKEN, Charmaine H.	480	0.3		60 of 60	100.0
(R)FUJIKAWA, Earl	4,635	26.3	KUPAU, O.	464	0.3	SPRINGER, Hannah (Kihalani)	12,182	23.8
BLANK VOTES	769	4.4	CAIRES, Gordon Kona	461	0.3	HOKE, Arthur A.	8,958	17.5
OVER VOTES	4	0.0	HAIA, Thomas A.K.	460	0.3	DELA CRUZ, Linda K.	7,194	14.1
=====			KELIIHOLOKAI, Demetrius	434	0.3	KUAMO'O, Aileen M.	4,239	8.3
STATE REPRESENTATIVE - [D 4]			TOLER, Dustin	395	0.3	HALL, Kainoa J.	2,369	4.6
	11 of 11	100.0	FINAI, Charl Kaleialohaona	374	0.2	BLANK VOTES	16,157	31.6
(D)HALE, Helene H.	3,445	37.3	PALCIC, Michael (Big Mike)	362	0.2	OVER VOTES	35	0.1
(R)REED, Robert	2,798	30.3	TIWANAK, Eric Kuualoha	361	0.2	=====		
(G)ASTE, Virginia (Ginny)	1,797	19.4	YIN, Thomas M.	355	0.2	OHA - KAUAI (1)		
(L)ANDERSON, Aaron	815	8.8	SABEY, John L.	332	0.2		60 of 60	100.0
BLANK VOTES	387	4.2	PELTIER, Victor (Umi)	328	0.2	CATALUNA, Don	9,892	19.3
OVER VOTES	5	0.1	ELDERTS, Maitland P. K.	284	0.2	BENIAMINA, Jean Ilei Keale	5,862	11.5
=====			MALTERRE, Walter G.	224	0.1	OCLIT, Eloise Kaneakua Tutu	3,890	7.6
STATE REPRESENTATIVE - [D 5]			UNDER VOTES	61,165	39.8	REGO, Randy S. Naukana	3,655	7.1
	11 of 11	100.0	OVER VOTES	198	0.1	TORIO, James Kapule	3,329	6.5
(R)WHALEN, Paul K.	4,313	51.6	=====			BLANK VOTES	24,494	47.9
(D)SBELL, Virginia	3,853	46.1	OHA - SP VAC OAHU (1)			OVER VOTES	12	0.0
BLANK VOTES	196	2.3		60 of 60	100.0	=====		
OVER VOTES	2	0.0	HEE, Clayton	19,647	38.2	OHA - MOLOKAI (1)		
=====			TAKAMINE, Vicky Holt	7,650	14.9		60 of 60	100.0
			THOMPSON, Richard	5,460	10.6	KEALOHA, Samuel L., Jr.	15,145	29.6
			MURATA, Todd	1,795	3.5	MACHADO, Colette Y. Piipii	11,340	22.2
			WONGHAM, Greg	915	1.8	BLANK VOTES	24,644	48.2
			BLANK VOTES	15,871	30.9	OVER VOTES	5	0.0
			OVER VOTES	30	0.1	=====		
=====			=====			MAYOR - COUNTY OF HAWAII		
							60 of 60	100.0
						(R)KIM, Harry	25,289	49.2
						(D)HOLSCHUH, Fred C.	14,989	29.2
						(G)BONK, Keiko	10,004	19.5
						BLANK VOTES	1,079	2.1
						OVER VOTES	7	0.0
						=====		

(A) = ALOHA 'AINA

(C) = CONSTITUTION

(G) = HAWAII GREEN

(NL) = NATURAL LAW

(RF) = REFORM

(D) = DEMOCRAT

(L) = LIBERTARIAN

(N) = NONPARTISAN

(R) = REPUBLICAN

NOVEMBER 7, 2000

** Final Report**

Printed on 12/01/00 at 9:35:01 AM

Number 2

COUNCILMEMBER - HAWAII [D 2]			CONSTITUTIONAL AMENDMENT: APPOINT TAX REVIEW			HAWAII CHARTER: WATER DEPARTMENT		
	6 of 6	100.0	COMMISSION	60 of 60	100.0		60 of 60	100.0
(D)LEITHEAD-TODD, Bobby Jean	3,942	67.6	YES	15,406	30.1	YES	37,021	72.4
(L)KEEFE, Jim (O'Keefe)	1,367	23.4	NO	30,152	59.0	NO	7,681	15.0
BLANK VOTES	524	9.0	BLANK VOTES	5,551	10.9	BLANK VOTES	6,419	12.6
OVER VOTES	1	0.0	OVER VOTES	25	0.0	OVER VOTES	13	0.0
COUNCILMEMBER - HAWAII [D 5]			CONSTITUTIONAL AMENDMENT: STAGGERED SENATE			HAWAII CHARTER: SALARY COMMISSION		
	6 of 6	100.0	TERMS	60 of 60	100.0		60 of 60	100.0
(D)SAFARIK, Gary	2,702	47.3	YES	33,273	65.1	YES	29,507	57.7
(G)HIRAKAMI, Steven A. (Steve)	1,860	32.6	NO	10,593	20.7	NO	14,116	27.6
(R)EVANS, Roger	958	16.8	BLANK VOTES	7,256	14.2	BLANK VOTES	7,494	14.7
BLANK VOTES	182	3.2	OVER VOTES	12	0.0	OVER VOTES	17	0.0
OVER VOTES	6	0.1						
COUNCILMEMBER - HAWAII [D 6]			HAWAII CHARTER: NONPARTISAN ELECTIONS			HAWAII CHARTER: COST OF GOVERNMENT COMMISSION		
	10 of 10	100.0		60 of 60	100.0		60 of 60	100.0
(G)JACOBSON, Julie	3,037	51.7	YES	26,244	51.3	YES	25,113	49.1
(R)SANTANGELO, John	2,527	43.0	NO	20,374	39.8	NO	18,641	36.5
BLANK VOTES	309	5.3	BLANK VOTES	4,496	8.8	BLANK VOTES	7,364	14.4
OVER VOTES	2	0.0	OVER VOTES	20	0.0	OVER VOTES	16	0.0
COUNCILMEMBER - HAWAII [D 7]			HAWAII CHARTER: MANAGING DIRECTOR AUTHORITY			HAWAII CHARTER: HAWAII REDEVELOPMENT AGENCY		
	7 of 7	100.0		60 of 60	100.0		60 of 60	100.0
(D)PISICCHIO, Nancy	3,699	59.2	YES	26,962	52.7	YES	31,548	61.7
(R)REYNOLDS, Mary	2,196	35.2	NO	17,536	34.3	NO	11,938	23.3
BLANK VOTES	350	5.6	BLANK VOTES	6,627	13.0	BLANK VOTES	7,627	14.9
OVER VOTES	2	0.0	OVER VOTES	9	0.0	OVER VOTES	21	0.0
COUNCILMEMBER - HAWAII [D 8]			HAWAII CHARTER: FIRE COMMISSION			HAWAII CHARTER: COUNTY COUNCIL MEETINGS IN		
	4 of 4	100.0		60 of 60	100.0	KONA	60 of 60	100.0
(R)TYLER, Curtis	4,066	74.3	YES	28,934	56.6	YES	38,443	75.2
(NL)CONNAUGHTON, Ed (Mr. Ed)	827	15.1	NO	16,350	32.0	NO	6,587	12.9
BLANK VOTES	580	10.6	BLANK VOTES	5,837	11.4	BLANK VOTES	6,094	11.9
OVER VOTES	0	0.0	OVER VOTES	13	0.0	OVER VOTES	10	0.0
COUNCILMEMBER - HAWAII [D 9]			HAWAII CHARTER: DEPARTMENT OF ENVIRONMENTAL			HAWAII CHARTER: LIQUOR COMMISSION MEMBERSHIP		
	6 of 6	100.0	MANAGEMENT	60 of 60	100.0		60 of 60	100.0
(R)ELARIONOFF, Leningrad	2,373	38.9	YES	26,535	51.9	YES	29,257	57.2
(D)AKANA, Eddie	2,158	35.4	NO	19,153	37.5	NO	15,638	30.6
(G)CAZIMERO, Tanny	1,340	22.0	BLANK VOTES	5,436	10.6	BLANK VOTES	6,231	12.2
BLANK VOTES	229	3.8	OVER VOTES	10	0.0	OVER VOTES	8	0.0
OVER VOTES	2	0.0						
BOE 1st DEPT/HAWAII (1)			HAWAII CHARTER: HOLD-OVER OF BOARD AND			HAWAII CHARTER: CODE OF ETHICS		
	60 of 60	100.0	COMMISSIONS	60 of 60	100.0		60 of 60	100.0
WATANABE, Herbert S.	25,658	49.9	YES	32,092	62.8	YES	34,369	67.2
QUINTANA-DAVIES, Nani	16,390	31.9	NO	13,296	26.0	NO	8,832	17.3
BLANK VOTES	9,316	18.1	BLANK VOTES	5,731	11.2	BLANK VOTES	7,926	15.5
OVER VOTES	4	0.0	OVER VOTES	15	0.0	OVER VOTES	7	0.0
BOE 2nd DEPT/MAUI (1)			HAWAII CHARTER: SAFETY COORDINATOR'S OFFICE			HAWAII CHARTER: RESIDENCY OF BOARD & COMMISSION		
	60 of 60	100.0		60 of 60	100.0	MEMBERS AFTER REDISTRICTING	60 of 60	100.0
MYERS, William (Bill)	9,367	18.2	YES	29,728	58.1	YES	31,771	62.1
UEOKA, Meyer M.	6,886	13.4	NO	13,939	27.3	NO	12,016	23.5
NAKAO, Dwight	6,873	13.4	BLANK VOTES	7,455	14.6	BLANK VOTES	7,336	14.3
BLUNDELL, Brian K.	3,689	7.2	OVER VOTES	12	0.0	OVER VOTES	11	0.0
LINARES, Vinnie	3,134	6.1						
BLANK VOTES	21,389	41.6	HAWAII CHARTER: QUALIFICATIONS OF DEPARMENT	60 of 60	100.0	REGISTRATION AND TURNOUT		
OVER VOTES	30	0.1	HEADS	60 of 60	100.0	*****		
BOE 7th DEPT/KAUAI (1)			YES	36,888	72.1	GENERAL		
	60 of 60	100.0	NO	7,750	15.2	*****		
HARA, Sherwood	18,938	36.9	BLANK VOTES	6,490	12.7	TOTAL REGISTRATION	84,421	
NAKASHIMA, Mitsugi	11,013	21.4	OVER VOTES	6	0.0	TOTAL TURNOUT	51,368	60.8
BLANK VOTES	21,415	41.7				PRECINCT TURNOUT	40,241	47.7
OVER VOTES	2	0.0	HAWAII CHARTER: POLICE DEPARTMENT	60 of 60	100.0	A BALLOTS CAST	40,241	
CONSTITUTIONAL AMENDMENT: UH SELF GOVERNANCE			YES	43,019	84.1	B BALLOTS CAST	40,074	
	60 of 60	100.0	NO	2,965	5.8	ABSENTEE TURNOUT	11,127	13.2
YES	34,511	67.5	BLANK VOTES	5,139	10.1	A BALLOTS CAST	11,127	
NO	12,081	23.6	OVER VOTES	11	0.0	B BALLOTS CAST	11,060	
BLANK VOTES	4,524	8.8						
OVER VOTES	18	0.0						

(A) = ALOHA 'AINA

(C) = CONSTITUTION

(G) = HAWAII GREEN

(NL) = NATURAL LAW

(RF) = REFORM

(D) = DEMOCRAT

(L) = LIBERTARIAN

(N) = NONPARTISAN

(R) = REPUBLICAN

President and Vice President 71 of 71		1st Departmental School District Seat (Hawaii) 71 of 71		Number To Vote For:	
(D) KERRY, John F. For PRESIDENT	35,116 60.6%	WATANABE, Herbert S.	28,840 49.7%	REGISTRATION AND TURNOUT	
(R) BUSH, George W. For PRESIDENT	22,032 38.0%	DAVIES-QUINTANA, Nadia	18,778 32.4%	*****	
(G) COBB, David For PRESIDENT	321 0.6%			GENERAL	
(L) BADNARIK, Michael For PRESIDENT	233 0.4%			*****	
Blank Votes:	276 0.5%	Blank Votes:	10,361 17.9%	TOTAL REGISTRATION	87,812
Over Votes:	16 0.0%	Over Votes:	9 0.0%	TOTAL TURNOUT	57,994 66.0%
U.S. Senator 71 of 71		7th Departmental School District Seat (Kauai) 71 of 71		PRECINCT TURNOUT	39,624 45.1%
(D) INOUE, Daniel K.	41,840 72.2%	COX, Maggie	22,640 39.1%	ABSENTEE TURNOUT	18,370 20.9%
(R) CAVASSO, Cam	11,583 20.0%	NAKASHIMA, Mitsugi	13,678 23.6%	*****	
(L) MALLAN, Jeff	1,272 2.2%	Blank Votes:	21,647 37.3%	OVERSEAS BALLOTS CAST	
(N) BREWER, Jim	1,250 2.2%	Over Votes:	6 0.0%	*****	
Blank Votes:	2,001 3.5%	"At Large" Trustee 71 of 71		OVERSEAS TURNOUT	0
Over Votes:	11 0.0%	APOLIONA, Haunani	22,878 39.5%	1ST CONGRESSIONAL	0
U.S. Representative, Dist 2 71 of 71		HILL, Kau (Bu La'ia)	5,831 10.1%	2ND CONGRESSIONAL	0
(D) CASE, Ed	37,629 64.9%	KAWELO, Frankie Kay	5,140 8.9%	PRESIDENTIAL	0
(R) GABBARD, Mike	19,167 33.0%	SABEY, John L. (Kione)	4,400 7.6%		
Blank Votes:	1,184 2.0%	Blank Votes:	19,691 34.0%		
Over Votes:	14 0.0%	Over Votes:	13 0.0%		
State Senator, Dist 3 23 of 23		Hawaii Resident Trustee 71 of 71			
(R) WHALEN, Paul	9,661 50.0%	KAMAKAWIWOOLE, Reynolds N.	13,503 23.3%		
(D) FOX, Steven	9,076 46.9%	DELA CRUZ, Linda K.	7,134 12.3%		
Blank Votes:	593 3.1%	HAO, Louis	6,839 11.8%		
Over Votes:	7 0.0%	NELSON, Dickie	4,877 8.4%		
State Representative, Dist 2 9 of 9		KINIMAKA-STOCKSDALE, Kahea	2,847 4.9%		
(D) CHANG, Jerry (Leslie)	5,851 71.2%	BURKE, Jackie (Kahookele)	2,793 4.8%		
(R) VANNATTA, Sharon (DeMello)	1,983 24.1%	CHUN, Kaliko	2,359 4.1%		
Blank Votes:	381 4.6%	Blank Votes:	17,566 30.3%		
Over Votes:	1 0.0%	Over Votes:	18 0.0%		
State Representative, Dist 3 9 of 9		CON AMEND: Sexual Assault 71 of 71			
(D) TSUJI, Clifton K. (Clift)	5,696 61.1%	YES	35,414 61.1%		
(R) SMITH, Andy	3,447 37.0%	NO	16,555 28.6%		
Blank Votes:	174 1.9%	Blank Votes:	5,985 10.3%		
Over Votes:	0 0.0%	Over Votes:	9 0.0%		
State Representative, Dist 4 9 of 9		CON AMEND: Public Right to Information 71 of 71			
(D) HALE, Helene H.	4,239 54.9%	YES	39,328 67.9%		
(R) JORDAN, Brian F.	2,912 37.7%	NO	12,911 22.3%		
(L) TRIGLIA, Dennis	364 4.7%	Blank Votes:	5,703 9.8%		
Blank Votes:	207 2.7%	Over Votes:	15 0.0%		
Over Votes:	2 0.0%	CON AMEND: Rights of Accused Law 71 of 71			
State Representative, Dist 5 12 of 12		YES	27,313 47.1%		
(D) HERKES, Robert (Bob)	4,898 61.6%	NO	23,640 40.8%		
(R) TABBADA, Stephanie (Dancel)	2,618 32.9%	Blank Votes:	6,977 12.0%		
Blank Votes:	431 5.4%	Over Votes:	16 0.0%		
Over Votes:	2 0.0%	CON AMEND: Felony Prosecutions 71 of 71			
State Representative, Dist 6 9 of 9		YES	28,594 49.3%		
(D) GREEN, Joshua	4,337 52.4%	NO	21,745 37.5%		
(R) JERNIGAN, Mark	3,646 44.0%	Blank Votes:	7,636 13.2%		
Blank Votes:	295 3.6%	Over Votes:	6 0.0%		
Over Votes:	2 0.0%				
State Representative, Dist 7 8 of 8					
(D) EVANS, Cindy	4,671 55.3%				
(R) SANBORN, J. William (Bill)	3,518 41.7%				
Blank Votes:	252 3.0%				
Over Votes:	2 0.0%				

President and Vice President 67 of 67 (D) OBAMA, Barack / BIDEN, Joe 50,819 75.6% (I) McCain, John / PALIN, Sarah 14,866 22.1% (R) NADER, Ralph / GONZALEZ, Matt 619 0.9% (L) BARR, Bob / ROOT, Wayne A. 232 0.3% (G) McKINNEY, Cynthia / CLEMENTE, Rosa 197 0.3% (C) BALDWIN, Chuck / CASTLE, Darrell L. 183 0.3% Blank Votes: 317 0.5% Over Votes: 25 0.0%	"At Large" Trustee 67 of 67 APOLIONA, Haunani 20,544 30.5% HONDA, Helene S.M. 10,170 15.1% KIPPEN, Colin C. 9,700 14.4% NALUA'I, Sol 4,483 6.7% Blank Votes: 22,336 33.2% Over Votes: 25 0.0%	Hawaii: Windward and Leeward Planning Commissions 67 of 67 YES 38,260 56.9% NO 22,375 33.3% Blank Votes: 6,592 9.8% Over Votes: 31 0.0%
US Representative, Dist II 67 of 67 (D) HIRONO, Mazie 46,482 69.1% (R) EVANS, Roger B. 13,038 19.4% (L) MALLAN, Lloyd J. (Jeff) 1,224 1.8% (I) STENSCHOL, Shaun 1,166 1.7% Blank Votes: 5,310 7.9% Over Votes: 38 0.1%	Hawaii Resident Trustee 67 of 67 LINDSEY, Bob K. 29,763 44.3% MEYERS, William (Willy) 13,160 19.6% Blank Votes: 24,317 36.2% Over Votes: 18 0.0%	Hawaii: Initiative and Referendum 67 of 67 YES 32,674 48.6% NO 22,957 34.1% Blank Votes: 11,600 17.2% Over Votes: 27 0.0%
State Senator, Dist 1 25 of 25 (D) TAKAMINE, Dwight Y. 12,972 60.2% (R) HONG, Ted H.S. 7,560 35.1% Blank Votes: 1,013 4.7% Over Votes: 11 0.1%	Kauai Resident Trustee 67 of 67 CATALUNA, Donald B. 27,278 40.6% Blank Votes: 39,980 59.4% Over Votes: 0 0.0%	Hawaii: Office of the Legislative Auditor 67 of 67 YES 28,009 41.6% NO 22,584 41.0% Blank Votes: 11,646 17.3% Over Votes: 19 0.0%
State Representative, Dist 1 15 of 15 (D) NAKASHIMA, Mark M. 5,801 64.3% (R) OFFENBAKER, Steven A. 2,360 26.2% Blank Votes: 853 9.5% Over Votes: 3 0.0%	Molokai Resident Trustee 67 of 67 PURDY, Waipa 16,054 23.9% MACHADO, Colette Y. Piipii 15,992 23.8% Blank Votes: 35,196 52.3% Over Votes: 16 0.0%	Hawaii: Civil and Criminal Penalties 67 of 67 YES 36,921 54.9% NO 20,842 31.0% Blank Votes: 9,464 14.1% Over Votes: 31 0.0%
State Representative, Dist 3 8 of 8 (D) TSUJI, Clifton (Clift) 7,958 79.7% (R) TAVARES, Deirdre (Moana) 1,413 14.2% Blank Votes: 613 6.1% Over Votes: 1 0.0%	Mayor, County of Hawaii 67 of 67 KENOI, Billy 37,368 55.6% PILAGO, K. Angel 27,510 40.9% Blank Votes: 2,368 3.5% Over Votes: 12 0.0%	Hawaii: Lowest Law Enforcement Priority of Cannabis 67 of 67 FOR 35,689 53.1% AGAINST 25,940 38.6% Blank Votes: 5,587 8.3% Over Votes: 42 0.1%
State Representative, Dist 4 8 of 8 (D) HANOHANO, Faye P. 5,324 50.9% (R) BLAS, Fred 4,429 42.3% Blank Votes: 701 6.7% Over Votes: 11 0.1%	Councilmember, Dist 4 6 of 6 ONISHI, Dennis (Fresh) 3,646 59.7% BACLIG, Andres (Andy) 1,989 32.6% Blank Votes: 471 7.7% Over Votes: 1 0.0%	REGISTRATION AND TURNOUT ***** GENERAL ***** TOTAL REGISTRATION 99,337 TOTAL TURNOUT 67,258 67.7% PRECINCT TURNOUT 39,471 39.7% ABSENTEE TURNOUT 27,787 28.0% ***** OVERSEAS BALLOTS CAST ***** OVERSEAS TURNOUT 0 0.0% 1ST CONGRESSIONAL 0 2ND CONGRESSIONAL 0 PRESIDENTIAL 0
State Representative, Dist 6 8 of 8 (D) COFFMAN, Denny 4,520 47.6% (R) SMITH, Andy 4,378 46.1% Blank Votes: 587 6.2% Over Votes: 10 0.1%	Councilmember, Dist 5 6 of 6 NAEOLE, Emily I. 4,127 51.1% SAFARIK, Gary S. 3,615 44.8% Blank Votes: 331 4.1% Over Votes: 3 0.0%	
State Representative, Dist 7 8 of 8 (D) EVANS, Cindy 6,250 62.1% (R) DELA CRUZ, Ronald (Makaula) 3,017 30.0% Blank Votes: 776 7.7% Over Votes: 15 0.1%	Councilmember, Dist 8 7 of 7 GREENWELL, Kelly 3,662 47.6% HECHT, Debbie 3,044 39.6% Blank Votes: 987 12.8% Over Votes: 1 0.0%	
1st Departmental School District Seat (Hawaii) 67 of 67 WATANABE, Herbert S. 28,312 42.1% SANBORN, J. William (Bill) 27,675 41.1% Blank Votes: 11,252 16.7% Over Votes: 19 0.0%	CON CON: Constitutional Convention Question 67 of 67 YES 22,300 33.2% NO 41,275 61.4% Blank Votes: 3,648 5.4% Over Votes: 35 0.1%	
7th Departmental School District Seat (Kauai) 67 of 67 COX, Maggie 29,224 43.5% FILLHART, Larry 6,524 9.7% Blank Votes: 31,499 46.8% Over Votes: 11 0.0%	CON AMEND: Age Qualification for Governor 67 of 67 YES 12,860 19.1% NO 50,826 75.6% Blank Votes: 3,536 5.3% Over Votes: 36 0.1%	

President and Vice President 43 of 43 (D) OBAMA, Barack / BIDEN, Joe 47,224 74.0% (R) ROMNEY, Mitt / RYAN, Paul 14,753 23.1% (L) JOHNSON, Gary / GRAY, James P. 749 1.2% (G) STEIN, Jill / HONKALA, Cheri 728 1.1% Blank Votes: 331 0.5% Over Votes: 27 0.0%	Kauai Resident Trustee 43 of 43 AHUNA, Dan 9,026 14.1% PACHECO, Haunani 4,334 6.8% BURKE, Jackie Kahookole 3,233 5.1% KAGAWA FU, Kanani 3,048 4.8% YADAO, Leland K. (Radar) 2,962 4.6% POMROY, Sharon A. 2,575 4.0% SWAIN, Billy Kealamaikahiki 2,215 3.5% SANTOS, D. Kaliko 1,541 2.4% ALBAO, Liberta Hussey 1,151 1.8% ALALEM WORTHINGTON, Keola 802 1.3% SAHUT, Ronson K. 260 0.4% Blank Votes: 32,608 51.1% Over Votes: 57 0.1%	Councilmember, Dist 6 8 of 8 FORD, Brenda 3,216 48.0% DAVID, Maile (Medeiros) 3,052 45.5% Blank Votes: 434 6.5% Over Votes: 2 0.0%
US Senator 43 of 43 (D) HIRONO, Mazie 43,383 68.0% (R) LINGLE, Linda 19,491 30.5% Blank Votes: 922 1.4% Over Votes: 16 0.0%	Molokai Resident Trustee 43 of 43 MACHADO, Colette (Piipii) 28,393 44.5% Blank Votes: 35,419 55.5% Over Votes: 0 0.0%	Councilmember, Dist 9 3 of 3 WILLE, Margaret 3,486 47.3% SHIMAOKA, Oliver (Sonny) 3,072 41.7% Blank Votes: 812 11.0% Over Votes: 1 0.0%
US Representative, Dist 2 43 of 43 (D) GABBARD, Tulsi 49,995 78.3% (R) CROWLEY, Kawika 11,158 17.5% Blank Votes: 2,619 4.1% Over Votes: 40 0.1%	"At Large" Trustee 43 of 43 APOLIONA, Haunani 15,244 23.9% LEE, Cal 6,647 10.4% RITTE, Walter 5,672 8.9% AKINA, Keli'i 4,970 7.8% MAKEKAU, Kealii J. 2,895 4.5% LINCOLN, Lancelot Haili 2,859 4.5% Blank Votes: 25,485 39.9% Over Votes: 40 0.1%	CON AMEND: Relating to Dams and Reservoirs 43 of 43 YES 31,357 49.1% NO 25,326 39.7% Blank Votes: 7,095 11.1% Over Votes: 34 0.1%
State Senator, Dist 2 9 of 9 (D) RUDERMAN, Russell E. 10,487 71.5% (R) SMITH, Daryl Lee 3,154 21.5% Blank Votes: 1,008 6.9% Over Votes: 10 0.1%	OHA Vacancy: Maui 43 of 43 LINDSEY, Carmen Hulu 11,917 18.7% KANE, Dain Pomaika'i 4,680 7.3% KAPU, Ke'eumoku 4,414 6.9% GOMES, Doreen Pua 4,332 6.8% AU, Glenn G. 2,590 4.1% DUEY, Rose 2,339 3.7% AMORIN, Johanna Kuulei Shin 1,486 2.3% Blank Votes: 32,030 50.2% Over Votes: 24 0.0%	CON AMEND: Relating to Retired Judges 43 of 43 YES 32,755 51.3% NO 24,287 38.1% Blank Votes: 6,744 10.6% Over Votes: 26 0.0%
State Senator, Dist 3 12 of 12 (D) GREEN, Josh 11,351 74.4% (R) LAFRANCE, Jeff R. 3,192 20.9% Blank Votes: 719 4.7% Over Votes: 4 0.0%	Mayor, County of Hawaii 43 of 43 KENOI, Billy 31,806 49.8% KIM, Harry 30,368 47.6% Blank Votes: 1,619 2.5% Over Votes: 19 0.0%	1. HAWAII: Records and Meetings Open to the Public 43 of 43 YES 39,616 62.1% NO 15,814 24.8% Blank Votes: 8,346 13.1% Over Votes: 36 0.1%
State Senator, Dist 4 13 of 13 (D) SOLOMON, Malama 9,828 60.9% (G) GREENWELL, Kelly 4,934 30.6% Blank Votes: 1,368 8.5% Over Votes: 10 0.1%	Prosecuting Attorney, County of Hawaii 43 of 43 ROTH, Mitch 28,317 44.4% ASHIDA, Lincoln 28,192 44.2% Blank Votes: 7,285 11.4% Over Votes: 18 0.0%	2. HAWAII: Public Access, Open Space, and Natural Resources Preservation Fund 43 of 43 YES 35,079 55.0% NO 21,065 33.0% Blank Votes: 7,629 12.0% Over Votes: 39 0.1%
State Representative, Dist 3 7 of 7 (D) ONISHI, Richard H.K. 4,937 54.8% (R) HAPAI, Marlene (Nachbar) 2,832 31.5% (L) FOGEL, Frederick F. 860 9.6% Blank Votes: 363 4.0% Over Votes: 10 0.1%	Councilmember, Dist 1 8 of 8 POINDEXTER, Valerie 3,869 54.4% YAGONG, Chelsea 2,723 38.3% Blank Votes: 524 7.4% Over Votes: 1 0.0%	3. HAWAII: Public Access, Open Space, and Natural Resources Preservation 43 of 43 YES 36,072 56.5% NO 19,772 31.0% Blank Votes: 7,941 12.4% Over Votes: 27 0.0%
State Representative, Dist 5 8 of 8 (D) COFFMAN, Denny 5,464 63.2% (R) BATEMAN, Dave 2,631 30.4% Blank Votes: 544 6.3% Over Votes: 7 0.1%	Councilmember, Dist 4 3 of 3 ILAGAN, Greggor 3,941 59.2% BLAS, Fred 2,463 37.0% Blank Votes: 255 3.8% Over Votes: 3 0.0%	4. HAWAII: Establishing Special Funds 43 of 43 YES 15,052 23.6% NO 41,335 64.8% Blank Votes: 7,386 11.6% Over Votes: 39 0.1%
State Representative, Dist 6 5 of 5 (D) LOWEN, Nicole 5,336 63.9% (R) EBERT, Roy 2,487 29.8% Blank Votes: 520 6.2% Over Votes: 2 0.0%	Councilmember, Dist 5 3 of 3 Blank Votes: 255 3.8% Over Votes: 3 0.0%	5. HAWAII: Eligibility for Redistricting Commissioners to be Candidates for County 43 of 43 YES 40,063 62.8% NO 14,151 22.2% Blank Votes: 9,555 15.0% Over Votes: 43 0.1%
Hawaii Resident Trustee 43 of 43 LINDSEY, Robert K. 27,049 42.4% MEYERS, William (Willy) 8,864 13.9% MIRANDA, Edwin L.P. 6,300 9.9% Blank Votes: 21,576 33.8% Over Votes: 23 0.0%	Councilmember, Dist 6 3 of 3 Blank Votes: 255 3.8% Over Votes: 3 0.0%	6. HAWAII: Establishing a Game Management Advisory Commission 43 of 43 YES 37,380 58.6% NO 19,756 31.0% Blank Votes: 6,638 10.4% Over Votes: 38 0.1%

November 6, 2012

SUMMARY REPORT

Printed on: 11/20/2012 at 05:47:39 pm

FINAL SUMMARY REPORT

REGISTRATION AND TURNOUT

GENERAL

TOTAL REGISTRATION	104,323	
TOTAL TURNOUT	63,812	61.2%
PRECINCT TURNOUT	32,086	30.8%
ABSENTEE TURNOUT	31,726	30.4%

SUMMARY REPORT
FINAL SUMMARY REPORT

Printed on: 11/10/2016 at 05:45:06 pm

President and Vice President 43 of 43			State Representative, Dist 6 5 of 5			REGISTRATION AND TURNOUT		
(D) CLINTON, Hillary / KAINE, Tim	41,259	62.5%	(D) LOWEN, Nicole E.	6,013	64.9%	*****		
(R) TRUMP, Donald J. / PENCE, Michael R.	17,501	26.5%	(R) PRATT, Bruce C.	2,896	31.3%	GENERAL		
(G) STEIN, Jill / BARAKA, Ajamu	2,852	4.3%	Blank Votes:	356	3.8%	*****		
(L) JOHNSON, Gary / WELD, Bill	2,470	3.7%	Over Votes:	2	0.0%	TOTAL REGISTRATION		113,083
(C) CASTLE, Darrell L. / BRADLEY, Scott N.	785	1.2%	State Representative, Dist 7			TOTAL TURNOUT		66,021 58.4%
Blank Votes:	1,124	1.7%	5 of 5			PRECINCT TURNOUT		26,470 23.4%
Over Votes:	30	0.0%	(D) EVANS, Cindy			ABSENTEE TURNOUT		39,551 35.0%
U.S. Senator			(R) COAKLEY, Jeffrey (Jeff)					
43 of 43			Blank Votes:					
(D) SCHATZ, Brian	47,003	71.2%	Over Votes:					
(R) CARROLL, John	12,766	19.3%	Hawaii Resident Trustee					
(C) ALLISON, Joy J.	1,695	2.6%	43 of 43					
(L) KOKOSKI, Michael A.	1,276	1.9%	LINDSEY, Robert K. (Bob)					
(A) GIUFFRÉ, John M. (Raghu)	275	0.4%	TRASK, Mililani B.					
Blank Votes:	2,986	4.5%	Blank Votes:					
Over Votes:	20	0.0%	Over Votes:					
U.S. Representative, Dist II			At-Large Trustee					
43 of 43			43 of 43					
(D) GABBARD, Tulsi	51,047	77.3%	AKINA, Keli'i					
(R) KAAIHUE, Angela Aulani	11,453	17.3%	APOLIONA, Haunani					
Blank Votes:	3,498	5.3%	Blank Votes:					
Over Votes:	23	0.0%	Over Votes:					
State Senator, Dist 1 Vacancy			Councilmember, Dist 3, County of Hawaii					
9 of 9			5 of 5					
(D) KAHELE, Kaiali'i	14,488	82.7%	LEE LOY, Susan (Sue)					
(L) ARIANOFF, Kimberly	1,816	10.4%	KELII, Moana M.H.					
Blank Votes:	1,207	6.9%	Blank Votes:					
Over Votes:	1	0.0%	Over Votes:					
State Senator, Dist 2			Councilmember, Dist 4, County of Hawaii					
10 of 10			4 of 4					
(D) RUDERMAN, Russell E.	11,664	76.6%	OHARA, Eileen					
(L) FOGEL, Frederick F.	2,488	16.3%	GREENE, Madie					
Blank Votes:	1,062	7.0%	Blank Votes:					
Over Votes:	4	0.0%	Over Votes:					
State Representative, Dist 1			CON AMEND: Jury Trials in Civil Cases					
9 of 9			43 of 43					
(D) NAKASHIMA, Mark M.	7,492	73.5%	YES					
(R) YOUNG, Byron	1,921	18.8%	NO					
Blank Votes:	779	7.6%	Blank Votes:					
Over Votes:	3	0.0%	Over Votes:					
State Representative, Dist 3			CON AMEND: Disposition of Excess Revenues					
7 of 7			43 of 43					
(D) ONISHI, Richard H.K.	6,184	67.8%	YES					
(G) PISCIOTTA, Kealoha	1,333	14.6%	NO					
(L) ARIANOFF, Gregory	813	8.9%	Blank Votes:					
Blank Votes:	779	8.5%	Over Votes:					
Over Votes:	7	0.1%	HAWAII: Expanding Scope of the County of Hawai'i General Plan					
State Representative, Dist 4			43 of 43					
4 of 4			YES					
(D) SAN BUENAVENTURA, Joy A.	5,846	67.6%	NO					
(N) JONES, Luana	1,247	14.4%	Blank Votes:					
(C) STEPHENS, Moke	648	7.5%	Over Votes:					
Blank Votes:	900	10.4%						
Over Votes:	7	0.1%						
State Representative, Dist 5								
8 of 8								
(D) CREAGAN, Richard P.	6,176	68.3%						
(L) LAST, Michael L.	1,766	19.5%						
Blank Votes:	1,106	12.2%						
Over Votes:	0	0.0%						

President and Vice President			Molokai Resident Trustee			HAWAII: Public Access, Open Space, & Natural Resources Preservation Fund		
(D) BIDEN / HARRIS	58,731	66.3%	ALAPA, Luana	31,022	35.0%	YES	46,142	52.1%
(R) TRUMP / PENCE	26,897	30.4%	MACHADO, Colette (Piipii)	23,132	26.1%	NO	31,657	35.7%
(L) JORGENSEN / COHEN	1,027	1.2%	Blank Votes:	34,435	38.9%	Blank Votes:	10,784	12.2%
(G) HAWKINS / WALKER	805	0.9%	Over Votes:	19	0.0%	Over Votes:	25	0.0%
(AS) PIERCE / BALLARD	220	0.2%	At-Large Trustee			HAWAII: Discipline of Council Members		
(C) BLANKENSHIP / MOHR	134	0.2%	AKINA, Keli'i	32,204	36.3%	YES	72,087	81.4%
Blank Votes:	741	0.8%	SOUZA, Keoni	27,829	31.4%	NO	7,657	8.6%
Over Votes:	53	0.1%	Blank Votes:	28,553	32.2%	Blank Votes:	8,845	10.0%
U.S. Representative, Dist II			Over Votes:	22	0.0%	Over Votes:	19	0.0%
(D) KAHELE, Kaiiali'i (Kai)	55,774	62.9%	Mayor, County of Hawaii			HAWAII: Department of Information Technology		
(R) AKANA, Joe	20,897	23.6%	ROTH, Mitch	50,421	56.9%	YES	33,234	37.5%
(L) TIPPENS, Michelle Rose	2,471	2.8%	MARZO, Ikaika	35,933	40.6%	NO	41,175	46.5%
(A) HOOMANAWANUI, Jonathan	1,752	2.0%	Blank Votes:	2,237	2.5%	Blank Votes:	14,168	16.0%
(N) BURRUS, Ron	935	1.1%	Over Votes:	17	0.0%	Over Votes:	31	0.0%
(AS) GIUFFRE, John (Raghu)	243	0.3%	Councilmember, Dist 1, County of Hawaii			HAWAII: Establishment of a Disaster & Emergency Fund		
Blank Votes:	6,480	7.3%	KIMBALL, Heather L.	4,667	51.0%	YES	45,497	51.3%
Over Votes:	56	0.1%	YAGONG, Dominic	3,855	42.1%	NO	32,520	36.7%
State Senator, Dist 2			Blank Votes:	623	6.8%	Blank Votes:	10,564	11.9%
(D) SAN BUENAVENTURA, Joy	14,225	67.8%	Over Votes:	3	0.0%	Over Votes:	27	0.0%
(A) KA-IPO, Ron G.	4,694	22.4%	Councilmember, Dist 5, County of Hawaii			HAWAII: Public Access, Open Space, & Natural Resources Preservation Maintenance Fund		
Blank Votes:	2,056	9.8%	KANEALI'I-KLEINFELDER, Matt	4,357	47.4%	YES	39,020	44.0%
Over Votes:	6	0.0%	RODENHURST, Ikaika	3,978	43.3%	NO	37,104	41.9%
State Representative, Dist 1			Blank Votes:	849	9.2%	Blank Votes:	12,453	14.1%
(D) NAKASHIMA, Mark M.	8,851	68.1%	Over Votes:	6	0.1%	Over Votes:	31	0.0%
(R) SHIN, Lorraine Pualani	3,497	26.9%	HAWAII: Technical, Linguistic, & Grammatical Revisions of the Charter			HAWAII: Mandatory Charter Reviews		
Blank Votes:	637	4.9%	YES	57,606	65.0%	YES	61,330	69.2%
Over Votes:	5	0.0%	NO	18,497	20.9%	NO	13,201	14.9%
State Representative, Dist 2			Blank Votes:	12,490	14.1%	Blank Votes:	14,062	15.9%
(D) TODD, Christopher L.T.	9,552	77.3%	Over Votes:	15	0.0%	Over Votes:	15	0.0%
(A) MCMACKIN, Devin Shaw, Sr.	1,589	12.9%	HAWAII: Council Meeting Locations			HAWAII: Corporation Counsel		
Blank Votes:	1,212	9.8%	YES	68,392	77.2%	YES	62,921	71.0%
Over Votes:	4	0.0%	NO	11,349	12.8%	NO	13,971	15.8%
State Representative, Dist 3			Blank Votes:	8,849	10.0%	Blank Votes:	11,697	13.2%
(D) ONISHI, Richard H.K.	8,228	66.7%	Over Votes:	18	0.0%	Over Votes:	19	0.0%
(R) HUGHES, Susan	3,165	25.7%	HAWAII: Department of Research & Development			HAWAII: Hawaii Fire Department		
Blank Votes:	939	7.6%	YES	66,512	75.1%	YES	51,950	58.6%
Over Votes:	5	0.0%	NO	10,055	11.3%	NO	23,214	26.2%
State Representative, Dist 4			Blank Votes:	12,035	13.6%	Blank Votes:	13,423	15.1%
(D) ILAGAN, Greggor	7,801	65.8%	Over Votes:	6	0.0%	Over Votes:	21	0.0%
(R) CERMELJ, Hope (Alohalani)	1,943	16.4%	HAWAII: Authority of Police & Fire Commissions			HAWAII: Membership on Boards & Commissions		
(A) HAUMEA, Desmon Antone	1,384	11.7%	YES	65,367	73.8%	YES	42,011	47.4%
Blank Votes:	731	6.2%	NO	14,016	15.8%	NO	33,232	37.5%
Over Votes:	3	0.0%	Blank Votes:	9,189	10.4%	Blank Votes:	13,335	15.0%
State Representative, Dist 5			Over Votes:	36	0.0%	Over Votes:	30	0.0%
(D) KAPELA, Jeanne	8,344	68.4%	HAWAII: Terms of Council Members			HAWAII: Capital Budget & Capital Programs		
(L) LAST, Michael L. (Mike)	1,636	13.4%	YES	37,360	42.2%	YES	61,198	69.1%
(A) DECKER, Citlalli Johanna	843	6.9%	NO	42,397	47.8%	NO	14,135	16.0%
Blank Votes:	1,377	11.3%	Blank Votes:	8,822	10.0%	Blank Votes:	13,260	15.0%
Over Votes:	3	0.0%	Over Votes:	29	0.0%	Over Votes:	15	0.0%
Hawaii Resident Trustee								
LINDSEY, Keola	39,008	44.0%						
MANGAUJIL, Lanakila	27,950	31.5%						
Blank Votes:	21,627	24.4%						
Over Votes:	23	0.0%						

November 3, 2020

Printed on: 11/17/2020 at 11:12:02 am

SUMMARY REPORT

FINAL SUMMARY REPORT

HAWAII: Board of Ethics

YES	61,865	69.8%
NO	15,648	17.7%
Blank Votes:	11,079	12.5%
Over Votes:	16	0.0%

REGISTRATION AND TURNOUT

GENERAL

TOTAL REGISTRATION	127,348	
TOTAL TURNOUT	88,608	69.6%
MAIL TURNOUT	83,971	65.9%
IN-PERSON TURNOUT	4,637	3.6%

APPENDIX 11

<div>President and Vice President</div> <table><tr><td>(D) HARRIS, Kamala D. For PRESIDENT WALZ, Tim For VICE PRESIDENT</td><td>313,044</td><td>59.9%</td></tr><tr><td>(R) TRUMP, Donald J. For PRESIDENT VANCE, JD For VICE PRESIDENT</td><td>193,661</td><td>37.1%</td></tr><tr><td>(G) STEIN, Jill For PRESIDENT WARE, Rudolph For VICE PRESIDENT</td><td>4,387</td><td>0.8%</td></tr><tr><td>(L) OLIVER, Chase For PRESIDENT TER MAAT, Mike For VICE PRESIDENT</td><td>2,733</td><td>0.5%</td></tr><tr><td>(SL) DE LA CRUZ, Claudia For PRESIDENT GARCIA, Karina For VICE PRESIDENT</td><td>1,940</td><td>0.4%</td></tr><tr><td>(S) SONSKI, Peter For PRESIDENT ONAK, Lauren For VICE PRESIDENT</td><td>936</td><td>0.2%</td></tr><tr><td>Blank Votes:</td><td>5,010</td><td>1.0%</td></tr><tr><td>Over Votes:</td><td>525</td><td>0.1%</td></tr></table>	(D) HARRIS, Kamala D. For PRESIDENT WALZ, Tim For VICE PRESIDENT	313,044	59.9%	(R) TRUMP, Donald J. For PRESIDENT VANCE, JD For VICE PRESIDENT	193,661	37.1%	(G) STEIN, Jill For PRESIDENT WARE, Rudolph For VICE PRESIDENT	4,387	0.8%	(L) OLIVER, Chase For PRESIDENT TER MAAT, Mike For VICE PRESIDENT	2,733	0.5%	(SL) DE LA CRUZ, Claudia For PRESIDENT GARCIA, Karina For VICE PRESIDENT	1,940	0.4%	(S) SONSKI, Peter For PRESIDENT ONAK, Lauren For VICE PRESIDENT	936	0.2%	Blank Votes:	5,010	1.0%	Over Votes:	525	0.1%	<div>State Senator, Dist 16</div> <table><tr><td>(D) ELEFANTE, Brandon</td><td>16,454</td><td>69.6%</td></tr><tr><td>(R) BEEKMAN, Pat</td><td>5,906</td><td>25.0%</td></tr><tr><td>Blank Votes:</td><td>1,262</td><td>5.3%</td></tr><tr><td>Over Votes:</td><td>17</td><td>0.1%</td></tr></table> <div>State Senator, Dist 18</div> <table><tr><td>(D) KIDANI, Michelle N.</td><td>13,706</td><td>61.7%</td></tr><tr><td>(R) SVRCINA, Emil</td><td>6,986</td><td>31.5%</td></tr><tr><td>Blank Votes:</td><td>1,510</td><td>6.8%</td></tr><tr><td>Over Votes:</td><td>9</td><td>0.0%</td></tr></table> <div>State Senator, Dist 22</div> <table><tr><td>(R) DECORTE, Samantha</td><td>6,859</td><td>53.1%</td></tr><tr><td>(D) GATES, Cedric Asuega</td><td>5,725</td><td>44.3%</td></tr><tr><td>Blank Votes:</td><td>319</td><td>2.5%</td></tr><tr><td>Over Votes:</td><td>14</td><td>0.1%</td></tr></table> <div>State Senator, Dist 23</div> <table><tr><td>(R) AWA, Brenton</td><td>10,594</td><td>50.3%</td></tr><tr><td>(D) SHAFER, Ben</td><td>9,495</td><td>45.1%</td></tr><tr><td>Blank Votes:</td><td>950</td><td>4.5%</td></tr><tr><td>Over Votes:</td><td>21</td><td>0.1%</td></tr></table> <div>State Representative, Dist 3</div> <table><tr><td>(D) TODD, Christopher L.T.</td><td>5,821</td><td>61.1%</td></tr><tr><td>(R) WILSON, Kanoa</td><td>2,793</td><td>29.3%</td></tr><tr><td>(L) MARTIN, Austin D. (Shiloh)</td><td>276</td><td>2.9%</td></tr><tr><td>Blank Votes:</td><td>629</td><td>6.6%</td></tr><tr><td>Over Votes:</td><td>10</td><td>0.1%</td></tr></table> <div>State Representative, Dist 4</div> <table><tr><td>(D) ILAGAN, Greggor</td><td>6,573</td><td>66.3%</td></tr><tr><td>(R) HO, Keikilani</td><td>2,825</td><td>28.5%</td></tr><tr><td>Blank Votes:</td><td>513</td><td>5.2%</td></tr><tr><td>Over Votes:</td><td>10</td><td>0.1%</td></tr></table> <div>State Representative, Dist 5</div> <table><tr><td>(D) KAPELA, Jeanne</td><td>5,737</td><td>56.0%</td></tr><tr><td>(R) OYAMA, Ashley</td><td>3,466</td><td>33.8%</td></tr><tr><td>(L) FOGEL, Frederick F.</td><td>300</td><td>2.9%</td></tr><tr><td>Blank Votes:</td><td>730</td><td>7.1%</td></tr><tr><td>Over Votes:</td><td>16</td><td>0.2%</td></tr></table> <div>State Representative, Dist 6</div> <table><tr><td>(D) KAHALOA, Kirstin</td><td>6,221</td><td>55.3%</td></tr><tr><td>(R) MADISON, Sylvie M.</td><td>3,891</td><td>34.6%</td></tr><tr><td>Blank Votes:</td><td>1,123</td><td>10.0%</td></tr><tr><td>Over Votes:</td><td>5</td><td>0.0%</td></tr></table> <div>State Representative, Dist 7</div> <table><tr><td>(D) LOWEN, Nicole</td><td>4,920</td><td>52.2%</td></tr><tr><td>(R) DALHOUSE, Timothy A. (Tim)</td><td>3,953</td><td>41.9%</td></tr><tr><td>Blank Votes:</td><td>548</td><td>5.8%</td></tr><tr><td>Over Votes:</td><td>6</td><td>0.1%</td></tr></table> <div>State Representative, Dist 8</div> <table><tr><td>(D) TARNAS, David A.</td><td>6,331</td><td>59.4%</td></tr><tr><td>(R) PERREIRA, Monique CobbAdams</td><td>3,822</td><td>35.8%</td></tr><tr><td>Blank Votes:</td><td>505</td><td>4.7%</td></tr><tr><td>Over Votes:</td><td>8</td><td>0.1%</td></tr></table> <div>State Representative, Dist 11</div> <table><tr><td>(D) AMATO, Terez (T.Amato)</td><td>6,657</td><td>57.4%</td></tr><tr><td>(R) ACAIN, Aileen R. (Lily)</td><td>3,521</td><td>30.4%</td></tr><tr><td>Blank Votes:</td><td>1,266</td><td>10.9%</td></tr><tr><td>Over Votes:</td><td>150</td><td>1.3%</td></tr></table>	(D) ELEFANTE, Brandon	16,454	69.6%	(R) BEEKMAN, Pat	5,906	25.0%	Blank Votes:	1,262	5.3%	Over Votes:	17	0.1%	(D) KIDANI, Michelle N.	13,706	61.7%	(R) SVRCINA, Emil	6,986	31.5%	Blank Votes:	1,510	6.8%	Over Votes:	9	0.0%	(R) DECORTE, Samantha	6,859	53.1%	(D) GATES, Cedric Asuega	5,725	44.3%	Blank Votes:	319	2.5%	Over Votes:	14	0.1%	(R) AWA, Brenton	10,594	50.3%	(D) SHAFER, Ben	9,495	45.1%	Blank Votes:	950	4.5%	Over Votes:	21	0.1%	(D) TODD, Christopher L.T.	5,821	61.1%	(R) WILSON, Kanoa	2,793	29.3%	(L) MARTIN, Austin D. (Shiloh)	276	2.9%	Blank Votes:	629	6.6%	Over Votes:	10	0.1%	(D) ILAGAN, Greggor	6,573	66.3%	(R) HO, Keikilani	2,825	28.5%	Blank Votes:	513	5.2%	Over Votes:	10	0.1%	(D) KAPELA, Jeanne	5,737	56.0%	(R) OYAMA, Ashley	3,466	33.8%	(L) FOGEL, Frederick F.	300	2.9%	Blank Votes:	730	7.1%	Over Votes:	16	0.2%	(D) KAHALOA, Kirstin	6,221	55.3%	(R) MADISON, Sylvie M.	3,891	34.6%	Blank Votes:	1,123	10.0%	Over Votes:	5	0.0%	(D) LOWEN, Nicole	4,920	52.2%	(R) DALHOUSE, Timothy A. (Tim)	3,953	41.9%	Blank Votes:	548	5.8%	Over Votes:	6	0.1%	(D) TARNAS, David A.	6,331	59.4%	(R) PERREIRA, Monique CobbAdams	3,822	35.8%	Blank Votes:	505	4.7%	Over Votes:	8	0.1%	(D) AMATO, Terez (T.Amato)	6,657	57.4%	(R) ACAIN, Aileen R. (Lily)	3,521	30.4%	Blank Votes:	1,266	10.9%	Over Votes:	150	1.3%	<div>State Representative, Dist 12</div> <table><tr><td>(D) YAMASHITA, Kyle T.</td><td>7,794</td><td>59.6%</td></tr><tr><td>(R) JOHNSON, Dan</td><td>3,197</td><td>24.4%</td></tr><tr><td>(G) RYAN, Rita M.</td><td>841</td><td>6.4%</td></tr><tr><td>Blank Votes:</td><td>1,206</td><td>9.2%</td></tr><tr><td>Over Votes:</td><td>46</td><td>0.4%</td></tr></table> <div>State Representative, Dist 13</div> <table><tr><td>(D) POEPOE, Mahina</td><td>7,174</td><td>65.6%</td></tr><tr><td>(R) ADAM, Scott</td><td>2,577</td><td>23.6%</td></tr><tr><td>Blank Votes:</td><td>1,170</td><td>10.7%</td></tr><tr><td>Over Votes:</td><td>16</td><td>0.1%</td></tr></table> <div>State Representative, Dist 14</div> <table><tr><td>(D) COCHRAN, Elle</td><td>4,303</td><td>51.5%</td></tr><tr><td>(R) ARMSTRONG, Kelly J.</td><td>3,338</td><td>39.9%</td></tr><tr><td>Blank Votes:</td><td>711</td><td>8.5%</td></tr><tr><td>Over Votes:</td><td>8</td><td>0.1%</td></tr></table> <div>State Representative, Dist 15</div> <table><tr><td>(D) NAKAMURA, Nadine K.</td><td>6,656</td><td>64.7%</td></tr><tr><td>(R) MORANZ, David A.</td><td>2,692</td><td>26.2%</td></tr><tr><td>Blank Votes:</td><td>933</td><td>9.1%</td></tr><tr><td>Over Votes:</td><td>7</td><td>0.1%</td></tr></table> <div>State Representative, Dist 16</div> <table><tr><td>(D) EVSLIN, Luke A.</td><td>6,479</td><td>63.7%</td></tr><tr><td>(R) YODER, Steve</td><td>2,848</td><td>28.0%</td></tr><tr><td>Blank Votes:</td><td>842</td><td>8.3%</td></tr><tr><td>Over Votes:</td><td>6</td><td>0.1%</td></tr></table> <div>State Representative, Dist 17</div> <table><tr><td>(D) MORIKAWA, Daynette (Dee)</td><td>6,450</td><td>63.8%</td></tr><tr><td>(R) JAUCH, Michael H.</td><td>2,638</td><td>26.1%</td></tr><tr><td>Blank Votes:</td><td>1,010</td><td>10.0%</td></tr><tr><td>Over Votes:</td><td>5</td><td>0.0%</td></tr></table> <div>State Representative, Dist 20</div> <table><tr><td>(D) NAKADA GRANDINETTI, Tina</td><td>7,556</td><td>63.2%</td></tr><tr><td>(R) SOLOMON, Corinne S.</td><td>3,362</td><td>28.1%</td></tr><tr><td>Blank Votes:</td><td>1,033</td><td>8.6%</td></tr><tr><td>Over Votes:</td><td>8</td><td>0.1%</td></tr></table> <div>State Representative, Dist 21</div> <table><tr><td>(D) SAYAMA, Jackson D.</td><td>8,129</td><td>71.5%</td></tr><tr><td>(R) SEASHELL, Joelle</td><td>2,491</td><td>21.9%</td></tr><tr><td>Blank Votes:</td><td>747</td><td>6.6%</td></tr><tr><td>Over Votes:</td><td>8</td><td>0.1%</td></tr></table> <div>State Representative, Dist 22</div> <table><tr><td>(D) GARRETT, Andrew Takuya</td><td>8,427</td><td>72.3%</td></tr><tr><td>(R) IMAMURA, Jeffrey H.</td><td>2,272</td><td>19.5%</td></tr><tr><td>Blank Votes:</td><td>950</td><td>8.1%</td></tr><tr><td>Over Votes:</td><td>8</td><td>0.1%</td></tr></table> <div>State Representative, Dist 24</div> <table><tr><td>(D) TAM, Adrian</td><td>5,973</td><td>62.5%</td></tr><tr><td>(R) ANDERSON, Jillian T.</td><td>2,862</td><td>30.0%</td></tr><tr><td>Blank Votes:</td><td>711</td><td>7.4%</td></tr><tr><td>Over Votes:</td><td>9</td><td>0.1%</td></tr></table> <div>State Representative, Dist 27</div> <table><tr><td>(D) TAKENOUCHI, Jenna</td><td>7,928</td><td>66.3%</td></tr><tr><td>(R) LIM, Margaret U.</td><td>3,501</td><td>29.3%</td></tr><tr><td>Blank Votes:</td><td>513</td><td>4.3%</td></tr><tr><td>Over Votes:</td><td>10</td><td>0.1%</td></tr></table>	(D) YAMASHITA, Kyle T.	7,794	59.6%	(R) JOHNSON, Dan	3,197	24.4%	(G) RYAN, Rita M.	841	6.4%	Blank Votes:	1,206	9.2%	Over Votes:	46	0.4%	(D) POEPOE, Mahina	7,174	65.6%	(R) ADAM, Scott	2,577	23.6%	Blank Votes:	1,170	10.7%	Over Votes:	16	0.1%	(D) COCHRAN, Elle	4,303	51.5%	(R) ARMSTRONG, Kelly J.	3,338	39.9%	Blank Votes:	711	8.5%	Over Votes:	8	0.1%	(D) NAKAMURA, Nadine K.	6,656	64.7%	(R) MORANZ, David A.	2,692	26.2%	Blank Votes:	933	9.1%	Over Votes:	7	0.1%	(D) EVSLIN, Luke A.	6,479	63.7%	(R) YODER, Steve	2,848	28.0%	Blank Votes:	842	8.3%	Over Votes:	6	0.1%	(D) MORIKAWA, Daynette (Dee)	6,450	63.8%	(R) JAUCH, Michael H.	2,638	26.1%	Blank Votes:	1,010	10.0%	Over Votes:	5	0.0%	(D) NAKADA GRANDINETTI, Tina	7,556	63.2%	(R) SOLOMON, Corinne S.	3,362	28.1%	Blank Votes:	1,033	8.6%	Over Votes:	8	0.1%	(D) SAYAMA, Jackson D.	8,129	71.5%	(R) SEASHELL, Joelle	2,491	21.9%	Blank Votes:	747	6.6%	Over Votes:	8	0.1%	(D) GARRETT, Andrew Takuya	8,427	72.3%	(R) IMAMURA, Jeffrey H.	2,272	19.5%	Blank Votes:	950	8.1%	Over Votes:	8	0.1%	(D) TAM, Adrian	5,973	62.5%	(R) ANDERSON, Jillian T.	2,862	30.0%	Blank Votes:	711	7.4%	Over Votes:	9	0.1%	(D) TAKENOUCHI, Jenna	7,928	66.3%	(R) LIM, Margaret U.	3,501	29.3%	Blank Votes:	513	4.3%	Over Votes:	10	0.1%
(D) HARRIS, Kamala D. For PRESIDENT WALZ, Tim For VICE PRESIDENT	313,044	59.9%																																																																																																																																																																																																																																																																																																									
(R) TRUMP, Donald J. For PRESIDENT VANCE, JD For VICE PRESIDENT	193,661	37.1%																																																																																																																																																																																																																																																																																																									
(G) STEIN, Jill For PRESIDENT WARE, Rudolph For VICE PRESIDENT	4,387	0.8%																																																																																																																																																																																																																																																																																																									
(L) OLIVER, Chase For PRESIDENT TER MAAT, Mike For VICE PRESIDENT	2,733	0.5%																																																																																																																																																																																																																																																																																																									
(SL) DE LA CRUZ, Claudia For PRESIDENT GARCIA, Karina For VICE PRESIDENT	1,940	0.4%																																																																																																																																																																																																																																																																																																									
(S) SONSKI, Peter For PRESIDENT ONAK, Lauren For VICE PRESIDENT	936	0.2%																																																																																																																																																																																																																																																																																																									
Blank Votes:	5,010	1.0%																																																																																																																																																																																																																																																																																																									
Over Votes:	525	0.1%																																																																																																																																																																																																																																																																																																									
(D) ELEFANTE, Brandon	16,454	69.6%																																																																																																																																																																																																																																																																																																									
(R) BEEKMAN, Pat	5,906	25.0%																																																																																																																																																																																																																																																																																																									
Blank Votes:	1,262	5.3%																																																																																																																																																																																																																																																																																																									
Over Votes:	17	0.1%																																																																																																																																																																																																																																																																																																									
(D) KIDANI, Michelle N.	13,706	61.7%																																																																																																																																																																																																																																																																																																									
(R) SVRCINA, Emil	6,986	31.5%																																																																																																																																																																																																																																																																																																									
Blank Votes:	1,510	6.8%																																																																																																																																																																																																																																																																																																									
Over Votes:	9	0.0%																																																																																																																																																																																																																																																																																																									
(R) DECORTE, Samantha	6,859	53.1%																																																																																																																																																																																																																																																																																																									
(D) GATES, Cedric Asuega	5,725	44.3%																																																																																																																																																																																																																																																																																																									
Blank Votes:	319	2.5%																																																																																																																																																																																																																																																																																																									
Over Votes:	14	0.1%																																																																																																																																																																																																																																																																																																									
(R) AWA, Brenton	10,594	50.3%																																																																																																																																																																																																																																																																																																									
(D) SHAFER, Ben	9,495	45.1%																																																																																																																																																																																																																																																																																																									
Blank Votes:	950	4.5%																																																																																																																																																																																																																																																																																																									
Over Votes:	21	0.1%																																																																																																																																																																																																																																																																																																									
(D) TODD, Christopher L.T.	5,821	61.1%																																																																																																																																																																																																																																																																																																									
(R) WILSON, Kanoa	2,793	29.3%																																																																																																																																																																																																																																																																																																									
(L) MARTIN, Austin D. (Shiloh)	276	2.9%																																																																																																																																																																																																																																																																																																									
Blank Votes:	629	6.6%																																																																																																																																																																																																																																																																																																									
Over Votes:	10	0.1%																																																																																																																																																																																																																																																																																																									
(D) ILAGAN, Greggor	6,573	66.3%																																																																																																																																																																																																																																																																																																									
(R) HO, Keikilani	2,825	28.5%																																																																																																																																																																																																																																																																																																									
Blank Votes:	513	5.2%																																																																																																																																																																																																																																																																																																									
Over Votes:	10	0.1%																																																																																																																																																																																																																																																																																																									
(D) KAPELA, Jeanne	5,737	56.0%																																																																																																																																																																																																																																																																																																									
(R) OYAMA, Ashley	3,466	33.8%																																																																																																																																																																																																																																																																																																									
(L) FOGEL, Frederick F.	300	2.9%																																																																																																																																																																																																																																																																																																									
Blank Votes:	730	7.1%																																																																																																																																																																																																																																																																																																									
Over Votes:	16	0.2%																																																																																																																																																																																																																																																																																																									
(D) KAHALOA, Kirstin	6,221	55.3%																																																																																																																																																																																																																																																																																																									
(R) MADISON, Sylvie M.	3,891	34.6%																																																																																																																																																																																																																																																																																																									
Blank Votes:	1,123	10.0%																																																																																																																																																																																																																																																																																																									
Over Votes:	5	0.0%																																																																																																																																																																																																																																																																																																									
(D) LOWEN, Nicole	4,920	52.2%																																																																																																																																																																																																																																																																																																									
(R) DALHOUSE, Timothy A. (Tim)	3,953	41.9%																																																																																																																																																																																																																																																																																																									
Blank Votes:	548	5.8%																																																																																																																																																																																																																																																																																																									
Over Votes:	6	0.1%																																																																																																																																																																																																																																																																																																									
(D) TARNAS, David A.	6,331	59.4%																																																																																																																																																																																																																																																																																																									
(R) PERREIRA, Monique CobbAdams	3,822	35.8%																																																																																																																																																																																																																																																																																																									
Blank Votes:	505	4.7%																																																																																																																																																																																																																																																																																																									
Over Votes:	8	0.1%																																																																																																																																																																																																																																																																																																									
(D) AMATO, Terez (T.Amato)	6,657	57.4%																																																																																																																																																																																																																																																																																																									
(R) ACAIN, Aileen R. (Lily)	3,521	30.4%																																																																																																																																																																																																																																																																																																									
Blank Votes:	1,266	10.9%																																																																																																																																																																																																																																																																																																									
Over Votes:	150	1.3%																																																																																																																																																																																																																																																																																																									
(D) YAMASHITA, Kyle T.	7,794	59.6%																																																																																																																																																																																																																																																																																																									
(R) JOHNSON, Dan	3,197	24.4%																																																																																																																																																																																																																																																																																																									
(G) RYAN, Rita M.	841	6.4%																																																																																																																																																																																																																																																																																																									
Blank Votes:	1,206	9.2%																																																																																																																																																																																																																																																																																																									
Over Votes:	46	0.4%																																																																																																																																																																																																																																																																																																									
(D) POEPOE, Mahina	7,174	65.6%																																																																																																																																																																																																																																																																																																									
(R) ADAM, Scott	2,577	23.6%																																																																																																																																																																																																																																																																																																									
Blank Votes:	1,170	10.7%																																																																																																																																																																																																																																																																																																									
Over Votes:	16	0.1%																																																																																																																																																																																																																																																																																																									
(D) COCHRAN, Elle	4,303	51.5%																																																																																																																																																																																																																																																																																																									
(R) ARMSTRONG, Kelly J.	3,338	39.9%																																																																																																																																																																																																																																																																																																									
Blank Votes:	711	8.5%																																																																																																																																																																																																																																																																																																									
Over Votes:	8	0.1%																																																																																																																																																																																																																																																																																																									
(D) NAKAMURA, Nadine K.	6,656	64.7%																																																																																																																																																																																																																																																																																																									
(R) MORANZ, David A.	2,692	26.2%																																																																																																																																																																																																																																																																																																									
Blank Votes:	933	9.1%																																																																																																																																																																																																																																																																																																									
Over Votes:	7	0.1%																																																																																																																																																																																																																																																																																																									
(D) EVSLIN, Luke A.	6,479	63.7%																																																																																																																																																																																																																																																																																																									
(R) YODER, Steve	2,848	28.0%																																																																																																																																																																																																																																																																																																									
Blank Votes:	842	8.3%																																																																																																																																																																																																																																																																																																									
Over Votes:	6	0.1%																																																																																																																																																																																																																																																																																																									
(D) MORIKAWA, Daynette (Dee)	6,450	63.8%																																																																																																																																																																																																																																																																																																									
(R) JAUCH, Michael H.	2,638	26.1%																																																																																																																																																																																																																																																																																																									
Blank Votes:	1,010	10.0%																																																																																																																																																																																																																																																																																																									
Over Votes:	5	0.0%																																																																																																																																																																																																																																																																																																									
(D) NAKADA GRANDINETTI, Tina	7,556	63.2%																																																																																																																																																																																																																																																																																																									
(R) SOLOMON, Corinne S.	3,362	28.1%																																																																																																																																																																																																																																																																																																									
Blank Votes:	1,033	8.6%																																																																																																																																																																																																																																																																																																									
Over Votes:	8	0.1%																																																																																																																																																																																																																																																																																																									
(D) SAYAMA, Jackson D.	8,129	71.5%																																																																																																																																																																																																																																																																																																									
(R) SEASHELL, Joelle	2,491	21.9%																																																																																																																																																																																																																																																																																																									
Blank Votes:	747	6.6%																																																																																																																																																																																																																																																																																																									
Over Votes:	8	0.1%																																																																																																																																																																																																																																																																																																									
(D) GARRETT, Andrew Takuya	8,427	72.3%																																																																																																																																																																																																																																																																																																									
(R) IMAMURA, Jeffrey H.	2,272	19.5%																																																																																																																																																																																																																																																																																																									
Blank Votes:	950	8.1%																																																																																																																																																																																																																																																																																																									
Over Votes:	8	0.1%																																																																																																																																																																																																																																																																																																									
(D) TAM, Adrian	5,973	62.5%																																																																																																																																																																																																																																																																																																									
(R) ANDERSON, Jillian T.	2,862	30.0%																																																																																																																																																																																																																																																																																																									
Blank Votes:	711	7.4%																																																																																																																																																																																																																																																																																																									
Over Votes:	9	0.1%																																																																																																																																																																																																																																																																																																									
(D) TAKENOUCHI, Jenna	7,928	66.3%																																																																																																																																																																																																																																																																																																									
(R) LIM, Margaret U.	3,501	29.3%																																																																																																																																																																																																																																																																																																									
Blank Votes:	513	4.3%																																																																																																																																																																																																																																																																																																									
Over Votes:	10	0.1%																																																																																																																																																																																																																																																																																																									

<div>State Representative, Dist 29</div> <table><tr><td>(D) HUSSEY, Ikaika Lardizabal</td><td>4,068</td><td>64.5%</td></tr><tr><td>(R) KAAPU, Carole Kauhiwai</td><td>1,944</td><td>30.8%</td></tr><tr><td>Blank Votes:</td><td>285</td><td>4.5%</td></tr><tr><td>Over Votes:</td><td>6</td><td>0.1%</td></tr></table>	(D) HUSSEY, Ikaika Lardizabal	4,068	64.5%	(R) KAAPU, Carole Kauhiwai	1,944	30.8%	Blank Votes:	285	4.5%	Over Votes:	6	0.1%	<div>State Representative, Dist 45</div> <table><tr><td>(R) MURAOKA, Chris</td><td>3,123</td><td>48.4%</td></tr><tr><td>(D) DESOTO, Desire Auguste</td><td>2,914</td><td>45.2%</td></tr><tr><td>Blank Votes:</td><td>406</td><td>6.3%</td></tr><tr><td>Over Votes:</td><td>6</td><td>0.1%</td></tr></table>	(R) MURAOKA, Chris	3,123	48.4%	(D) DESOTO, Desire Auguste	2,914	45.2%	Blank Votes:	406	6.3%	Over Votes:	6	0.1%	<div>Councilmember, Dist 9, County of Hawai'i</div> <table><tr><td>HUSTACE, James E.</td><td>5,182</td><td>53.4%</td></tr><tr><td>EVANS, Cindy</td><td>3,726</td><td>38.4%</td></tr><tr><td>Blank Votes:</td><td>793</td><td>8.2%</td></tr><tr><td>Over Votes:</td><td>4</td><td>0.0%</td></tr></table>	HUSTACE, James E.	5,182	53.4%	EVANS, Cindy	3,726	38.4%	Blank Votes:	793	8.2%	Over Votes:	4	0.0%
(D) HUSSEY, Ikaika Lardizabal	4,068	64.5%																																				
(R) KAAPU, Carole Kauhiwai	1,944	30.8%																																				
Blank Votes:	285	4.5%																																				
Over Votes:	6	0.1%																																				
(R) MURAOKA, Chris	3,123	48.4%																																				
(D) DESOTO, Desire Auguste	2,914	45.2%																																				
Blank Votes:	406	6.3%																																				
Over Votes:	6	0.1%																																				
HUSTACE, James E.	5,182	53.4%																																				
EVANS, Cindy	3,726	38.4%																																				
Blank Votes:	793	8.2%																																				
Over Votes:	4	0.0%																																				
<div>State Representative, Dist 30</div> <table><tr><td>(D) TEMPLO, Shirley Ann Labadan</td><td>3,397</td><td>64.8%</td></tr><tr><td>(R) AZINGA, P. M.</td><td>1,515</td><td>28.9%</td></tr><tr><td>Blank Votes:</td><td>329</td><td>6.3%</td></tr><tr><td>Over Votes:</td><td>2</td><td>0.0%</td></tr></table>	(D) TEMPLO, Shirley Ann Labadan	3,397	64.8%	(R) AZINGA, P. M.	1,515	28.9%	Blank Votes:	329	6.3%	Over Votes:	2	0.0%	<div>State Representative, Dist 46</div> <table><tr><td>(D) PERRUSO, Amy A.</td><td>5,432</td><td>54.5%</td></tr><tr><td>(R) GABRIEL, Daniel Michael</td><td>3,943</td><td>39.6%</td></tr><tr><td>Blank Votes:</td><td>586</td><td>5.9%</td></tr><tr><td>Over Votes:</td><td>6</td><td>0.1%</td></tr></table>	(D) PERRUSO, Amy A.	5,432	54.5%	(R) GABRIEL, Daniel Michael	3,943	39.6%	Blank Votes:	586	5.9%	Over Votes:	6	0.1%	<div>Councilmember (East Maui)</div> <table><tr><td>SINENCI, Shane</td><td>40,819</td><td>64.2%</td></tr><tr><td>Blank Votes:</td><td>22,736</td><td>35.8%</td></tr><tr><td>Over Votes:</td><td>0</td><td>0.0%</td></tr></table>	SINENCI, Shane	40,819	64.2%	Blank Votes:	22,736	35.8%	Over Votes:	0	0.0%			
(D) TEMPLO, Shirley Ann Labadan	3,397	64.8%																																				
(R) AZINGA, P. M.	1,515	28.9%																																				
Blank Votes:	329	6.3%																																				
Over Votes:	2	0.0%																																				
(D) PERRUSO, Amy A.	5,432	54.5%																																				
(R) GABRIEL, Daniel Michael	3,943	39.6%																																				
Blank Votes:	586	5.9%																																				
Over Votes:	6	0.1%																																				
SINENCI, Shane	40,819	64.2%																																				
Blank Votes:	22,736	35.8%																																				
Over Votes:	0	0.0%																																				
<div>State Representative, Dist 31</div> <table><tr><td>(D) ICHIYAMA, Linda</td><td>5,579</td><td>65.7%</td></tr><tr><td>(R) VALDEZ, Nancy A.</td><td>2,505</td><td>29.5%</td></tr><tr><td>Blank Votes:</td><td>402</td><td>4.7%</td></tr><tr><td>Over Votes:</td><td>5</td><td>0.1%</td></tr></table>	(D) ICHIYAMA, Linda	5,579	65.7%	(R) VALDEZ, Nancy A.	2,505	29.5%	Blank Votes:	402	4.7%	Over Votes:	5	0.1%	<div>State Representative, Dist 47</div> <table><tr><td>(D) QUINLAN, Sean</td><td>4,616</td><td>52.1%</td></tr><tr><td>(R) AGUIRRE, John W. (Johnny)</td><td>3,405</td><td>38.4%</td></tr><tr><td>Blank Votes:</td><td>831</td><td>9.4%</td></tr><tr><td>Over Votes:</td><td>4</td><td>0.0%</td></tr></table>	(D) QUINLAN, Sean	4,616	52.1%	(R) AGUIRRE, John W. (Johnny)	3,405	38.4%	Blank Votes:	831	9.4%	Over Votes:	4	0.0%	<div>Councilmember (West Maui)</div> <table><tr><td>PALTIN, Tamara Akiko Maile</td><td>34,373</td><td>54.1%</td></tr><tr><td>ACQUINTAS, Lorien (Lolo)</td><td>14,700</td><td>23.1%</td></tr><tr><td>Blank Votes:</td><td>14,453</td><td>22.7%</td></tr><tr><td>Over Votes:</td><td>29</td><td>0.0%</td></tr></table>	PALTIN, Tamara Akiko Maile	34,373	54.1%	ACQUINTAS, Lorien (Lolo)	14,700	23.1%	Blank Votes:	14,453	22.7%	Over Votes:	29	0.0%
(D) ICHIYAMA, Linda	5,579	65.7%																																				
(R) VALDEZ, Nancy A.	2,505	29.5%																																				
Blank Votes:	402	4.7%																																				
Over Votes:	5	0.1%																																				
(D) QUINLAN, Sean	4,616	52.1%																																				
(R) AGUIRRE, John W. (Johnny)	3,405	38.4%																																				
Blank Votes:	831	9.4%																																				
Over Votes:	4	0.0%																																				
PALTIN, Tamara Akiko Maile	34,373	54.1%																																				
ACQUINTAS, Lorien (Lolo)	14,700	23.1%																																				
Blank Votes:	14,453	22.7%																																				
Over Votes:	29	0.0%																																				
<div>State Representative, Dist 32</div> <table><tr><td>(R) SHIMIZU, Garner Musashi</td><td>4,596</td><td>47.5%</td></tr><tr><td>(D) AIU, Micah Pookela Kim</td><td>4,518</td><td>46.7%</td></tr><tr><td>Blank Votes:</td><td>549</td><td>5.7%</td></tr><tr><td>Over Votes:</td><td>10</td><td>0.1%</td></tr></table>	(R) SHIMIZU, Garner Musashi	4,596	47.5%	(D) AIU, Micah Pookela Kim	4,518	46.7%	Blank Votes:	549	5.7%	Over Votes:	10	0.1%	<div>State Representative, Dist 48</div> <table><tr><td>(D) KITAGAWA, Lisa C.</td><td>8,578</td><td>70.9%</td></tr><tr><td>(G) DAILY, Asheemo N. (Koda)</td><td>1,791</td><td>14.8%</td></tr><tr><td>Blank Votes:</td><td>1,727</td><td>14.3%</td></tr><tr><td>Over Votes:</td><td>6</td><td>0.0%</td></tr></table>	(D) KITAGAWA, Lisa C.	8,578	70.9%	(G) DAILY, Asheemo N. (Koda)	1,791	14.8%	Blank Votes:	1,727	14.3%	Over Votes:	6	0.0%	<div>Councilmember (Wailuku-Waihee-Waikapu)</div> <table><tr><td>LEE, Alice L.</td><td>28,246</td><td>44.4%</td></tr><tr><td>FORREST, James (Nahele)</td><td>22,341</td><td>35.2%</td></tr><tr><td>Blank Votes:</td><td>12,930</td><td>20.3%</td></tr><tr><td>Over Votes:</td><td>38</td><td>0.1%</td></tr></table>	LEE, Alice L.	28,246	44.4%	FORREST, James (Nahele)	22,341	35.2%	Blank Votes:	12,930	20.3%	Over Votes:	38	0.1%
(R) SHIMIZU, Garner Musashi	4,596	47.5%																																				
(D) AIU, Micah Pookela Kim	4,518	46.7%																																				
Blank Votes:	549	5.7%																																				
Over Votes:	10	0.1%																																				
(D) KITAGAWA, Lisa C.	8,578	70.9%																																				
(G) DAILY, Asheemo N. (Koda)	1,791	14.8%																																				
Blank Votes:	1,727	14.3%																																				
Over Votes:	6	0.0%																																				
LEE, Alice L.	28,246	44.4%																																				
FORREST, James (Nahele)	22,341	35.2%																																				
Blank Votes:	12,930	20.3%																																				
Over Votes:	38	0.1%																																				
<div>State Representative, Dist 34</div> <table><tr><td>(D) TAKAYAMA, Gregg</td><td>6,840</td><td>64.4%</td></tr><tr><td>(R) DUPIO, Gaius, II</td><td>3,161</td><td>29.8%</td></tr><tr><td>Blank Votes:</td><td>617</td><td>5.8%</td></tr><tr><td>Over Votes:</td><td>4</td><td>0.0%</td></tr></table>	(D) TAKAYAMA, Gregg	6,840	64.4%	(R) DUPIO, Gaius, II	3,161	29.8%	Blank Votes:	617	5.8%	Over Votes:	4	0.0%	<div>State Representative, Dist 49</div> <table><tr><td>(D) MATAYOSHI, Scot</td><td>7,711</td><td>68.6%</td></tr><tr><td>(R) UBANDO, Josiah (BrahKruz)</td><td>2,979</td><td>26.5%</td></tr><tr><td>Blank Votes:</td><td>552</td><td>4.9%</td></tr><tr><td>Over Votes:</td><td>3</td><td>0.0%</td></tr></table>	(D) MATAYOSHI, Scot	7,711	68.6%	(R) UBANDO, Josiah (BrahKruz)	2,979	26.5%	Blank Votes:	552	4.9%	Over Votes:	3	0.0%	<div>Councilmember (Kahului)</div> <table><tr><td>KAMA, Tasha</td><td>27,497</td><td>43.3%</td></tr><tr><td>KAMEKONA, Carol Lee</td><td>22,137</td><td>34.8%</td></tr><tr><td>Blank Votes:</td><td>13,861</td><td>21.8%</td></tr><tr><td>Over Votes:</td><td>60</td><td>0.1%</td></tr></table>	KAMA, Tasha	27,497	43.3%	KAMEKONA, Carol Lee	22,137	34.8%	Blank Votes:	13,861	21.8%	Over Votes:	60	0.1%
(D) TAKAYAMA, Gregg	6,840	64.4%																																				
(R) DUPIO, Gaius, II	3,161	29.8%																																				
Blank Votes:	617	5.8%																																				
Over Votes:	4	0.0%																																				
(D) MATAYOSHI, Scot	7,711	68.6%																																				
(R) UBANDO, Josiah (BrahKruz)	2,979	26.5%																																				
Blank Votes:	552	4.9%																																				
Over Votes:	3	0.0%																																				
KAMA, Tasha	27,497	43.3%																																				
KAMEKONA, Carol Lee	22,137	34.8%																																				
Blank Votes:	13,861	21.8%																																				
Over Votes:	60	0.1%																																				
<div>State Representative, Dist 37</div> <table><tr><td>(D) LA CHICA, Trish</td><td>8,770</td><td>63.0%</td></tr><tr><td>(R) KAAUMOANA, Taylor</td><td>4,066</td><td>29.2%</td></tr><tr><td>Blank Votes:</td><td>1,073</td><td>7.7%</td></tr><tr><td>Over Votes:</td><td>12</td><td>0.1%</td></tr></table>	(D) LA CHICA, Trish	8,770	63.0%	(R) KAAUMOANA, Taylor	4,066	29.2%	Blank Votes:	1,073	7.7%	Over Votes:	12	0.1%	<div>State Representative, Dist 50</div> <table><tr><td>(D) LEE, Mike</td><td>9,791</td><td>66.6%</td></tr><tr><td>(R) CONNELLY, Timothy D.</td><td>4,206</td><td>28.6%</td></tr><tr><td>Blank Votes:</td><td>682</td><td>4.6%</td></tr><tr><td>Over Votes:</td><td>14</td><td>0.1%</td></tr></table>	(D) LEE, Mike	9,791	66.6%	(R) CONNELLY, Timothy D.	4,206	28.6%	Blank Votes:	682	4.6%	Over Votes:	14	0.1%	<div>Councilmember (South Maui)</div> <table><tr><td>COOK, Tom</td><td>26,423</td><td>41.6%</td></tr><tr><td>KING, Kelly Takaya</td><td>26,326</td><td>41.4%</td></tr><tr><td>Blank Votes:</td><td>10,750</td><td>16.9%</td></tr><tr><td>Over Votes:</td><td>56</td><td>0.1%</td></tr></table>	COOK, Tom	26,423	41.6%	KING, Kelly Takaya	26,326	41.4%	Blank Votes:	10,750	16.9%	Over Votes:	56	0.1%
(D) LA CHICA, Trish	8,770	63.0%																																				
(R) KAAUMOANA, Taylor	4,066	29.2%																																				
Blank Votes:	1,073	7.7%																																				
Over Votes:	12	0.1%																																				
(D) LEE, Mike	9,791	66.6%																																				
(R) CONNELLY, Timothy D.	4,206	28.6%																																				
Blank Votes:	682	4.6%																																				
Over Votes:	14	0.1%																																				
COOK, Tom	26,423	41.6%																																				
KING, Kelly Takaya	26,326	41.4%																																				
Blank Votes:	10,750	16.9%																																				
Over Votes:	56	0.1%																																				
<div>State Representative, Dist 38</div> <table><tr><td>(R) CHEAPE MATSUMOTO, Lauren</td><td>8,776</td><td>68.7%</td></tr><tr><td>(D) OZAWA, Alexander Kekuanao'a</td><td>3,418</td><td>26.8%</td></tr><tr><td>Blank Votes:</td><td>566</td><td>4.4%</td></tr><tr><td>Over Votes:</td><td>15</td><td>0.1%</td></tr></table>	(R) CHEAPE MATSUMOTO, Lauren	8,776	68.7%	(D) OZAWA, Alexander Kekuanao'a	3,418	26.8%	Blank Votes:	566	4.4%	Over Votes:	15	0.1%	<div>Molokai Resident Trustee</div> <table><tr><td>ALAPA, Luana</td><td>168,781</td><td>32.3%</td></tr><tr><td>NIHIPALI, R. Kunani</td><td>118,435</td><td>22.7%</td></tr><tr><td>Blank Votes:</td><td>234,466</td><td>44.9%</td></tr><tr><td>Over Votes:</td><td>554</td><td>0.1%</td></tr></table>	ALAPA, Luana	168,781	32.3%	NIHIPALI, R. Kunani	118,435	22.7%	Blank Votes:	234,466	44.9%	Over Votes:	554	0.1%	<div>Councilmember (Makawao-Haiku-Paia)</div> <table><tr><td>UU-HODGINS, Nohe</td><td>27,730</td><td>43.6%</td></tr><tr><td>BOONE, Nara</td><td>21,767</td><td>34.2%</td></tr><tr><td>Blank Votes:</td><td>14,010</td><td>22.0%</td></tr><tr><td>Over Votes:</td><td>48</td><td>0.1%</td></tr></table>	UU-HODGINS, Nohe	27,730	43.6%	BOONE, Nara	21,767	34.2%	Blank Votes:	14,010	22.0%	Over Votes:	48	0.1%
(R) CHEAPE MATSUMOTO, Lauren	8,776	68.7%																																				
(D) OZAWA, Alexander Kekuanao'a	3,418	26.8%																																				
Blank Votes:	566	4.4%																																				
Over Votes:	15	0.1%																																				
ALAPA, Luana	168,781	32.3%																																				
NIHIPALI, R. Kunani	118,435	22.7%																																				
Blank Votes:	234,466	44.9%																																				
Over Votes:	554	0.1%																																				
UU-HODGINS, Nohe	27,730	43.6%																																				
BOONE, Nara	21,767	34.2%																																				
Blank Votes:	14,010	22.0%																																				
Over Votes:	48	0.1%																																				
<div>State Representative, Dist 39</div> <table><tr><td>(R) PIERICK, Elijah</td><td>4,712</td><td>47.1%</td></tr><tr><td>(D) ROSENLEE, Corey</td><td>4,701</td><td>46.9%</td></tr><tr><td>Blank Votes:</td><td>587</td><td>5.9%</td></tr><tr><td>Over Votes:</td><td>13</td><td>0.1%</td></tr></table>	(R) PIERICK, Elijah	4,712	47.1%	(D) ROSENLEE, Corey	4,701	46.9%	Blank Votes:	587	5.9%	Over Votes:	13	0.1%	<div>Kauai Resident Trustee</div> <table><tr><td>AHUNA, Dan</td><td>160,030</td><td>30.6%</td></tr><tr><td>LINDSEY, Laura A.</td><td>124,541</td><td>23.8%</td></tr><tr><td>Blank Votes:</td><td>237,103</td><td>45.4%</td></tr><tr><td>Over Votes:</td><td>562</td><td>0.1%</td></tr></table>	AHUNA, Dan	160,030	30.6%	LINDSEY, Laura A.	124,541	23.8%	Blank Votes:	237,103	45.4%	Over Votes:	562	0.1%	<div>Councilmember (Upcountry)</div> <table><tr><td>SUGIMURA, Yuki Lei Kashiwa</td><td>31,765</td><td>50.0%</td></tr><tr><td>CRUZ, Jocelyn N.</td><td>18,386</td><td>28.9%</td></tr><tr><td>Blank Votes:</td><td>13,364</td><td>21.0%</td></tr><tr><td>Over Votes:</td><td>40</td><td>0.1%</td></tr></table>	SUGIMURA, Yuki Lei Kashiwa	31,765	50.0%	CRUZ, Jocelyn N.	18,386	28.9%	Blank Votes:	13,364	21.0%	Over Votes:	40	0.1%
(R) PIERICK, Elijah	4,712	47.1%																																				
(D) ROSENLEE, Corey	4,701	46.9%																																				
Blank Votes:	587	5.9%																																				
Over Votes:	13	0.1%																																				
AHUNA, Dan	160,030	30.6%																																				
LINDSEY, Laura A.	124,541	23.8%																																				
Blank Votes:	237,103	45.4%																																				
Over Votes:	562	0.1%																																				
SUGIMURA, Yuki Lei Kashiwa	31,765	50.0%																																				
CRUZ, Jocelyn N.	18,386	28.9%																																				
Blank Votes:	13,364	21.0%																																				
Over Votes:	40	0.1%																																				
<div>State Representative, Dist 40</div> <table><tr><td>(R) REYES ODA, Julie</td><td>4,300</td><td>49.4%</td></tr><tr><td>(D) MARTINEZ, Rose</td><td>3,836</td><td>44.0%</td></tr><tr><td>(W) ULUFANUA, Christian P.</td><td>253</td><td>2.9%</td></tr><tr><td>Blank Votes:</td><td>310</td><td>3.6%</td></tr><tr><td>Over Votes:</td><td>11</td><td>0.1%</td></tr></table>	(R) REYES ODA, Julie	4,300	49.4%	(D) MARTINEZ, Rose	3,836	44.0%	(W) ULUFANUA, Christian P.	253	2.9%	Blank Votes:	310	3.6%	Over Votes:	11	0.1%	<div>At-Large Trustee</div> <table><tr><td>AKINA, Keli'i</td><td>200,554</td><td>38.4%</td></tr><tr><td>AHU ISA, Lei</td><td>125,304</td><td>24.0%</td></tr><tr><td>Blank Votes:</td><td>195,807</td><td>37.5%</td></tr><tr><td>Over Votes:</td><td>571</td><td>0.1%</td></tr></table>	AKINA, Keli'i	200,554	38.4%	AHU ISA, Lei	125,304	24.0%	Blank Votes:	195,807	37.5%	Over Votes:	571	0.1%	<div>Councilmember (Lanai)</div> <table><tr><td>JOHNSON, Gabe</td><td>39,086</td><td>61.5%</td></tr><tr><td>Blank Votes:</td><td>24,469</td><td>38.5%</td></tr><tr><td>Over Votes:</td><td>0</td><td>0.0%</td></tr></table>	JOHNSON, Gabe	39,086	61.5%	Blank Votes:	24,469	38.5%	Over Votes:	0	0.0%
(R) REYES ODA, Julie	4,300	49.4%																																				
(D) MARTINEZ, Rose	3,836	44.0%																																				
(W) ULUFANUA, Christian P.	253	2.9%																																				
Blank Votes:	310	3.6%																																				
Over Votes:	11	0.1%																																				
AKINA, Keli'i	200,554	38.4%																																				
AHU ISA, Lei	125,304	24.0%																																				
Blank Votes:	195,807	37.5%																																				
Over Votes:	571	0.1%																																				
JOHNSON, Gabe	39,086	61.5%																																				
Blank Votes:	24,469	38.5%																																				
Over Votes:	0	0.0%																																				
<div>State Representative, Dist 41</div> <table><tr><td>(R) ALCOS, David A., III</td><td>5,474</td><td>55.9%</td></tr><tr><td>(D) CLARK, John H., III</td><td>3,840</td><td>39.2%</td></tr><tr><td>Blank Votes:</td><td>474</td><td>4.8%</td></tr><tr><td>Over Votes:</td><td>11</td><td>0.1%</td></tr></table>	(R) ALCOS, David A., III	5,474	55.9%	(D) CLARK, John H., III	3,840	39.2%	Blank Votes:	474	4.8%	Over Votes:	11	0.1%	<div>Mayor, County of Hawai'i</div> <table><tr><td>ALAMEDA, C. Kimo</td><td>44,165</td><td>52.8%</td></tr><tr><td>ROTH, Mitch</td><td>35,560</td><td>42.5%</td></tr><tr><td>Blank Votes:</td><td>3,897</td><td>4.7%</td></tr><tr><td>Over Votes:</td><td>64</td><td>0.1%</td></tr></table>	ALAMEDA, C. Kimo	44,165	52.8%	ROTH, Mitch	35,560	42.5%	Blank Votes:	3,897	4.7%	Over Votes:	64	0.1%	<div>Councilmember (Molokai)</div> <table><tr><td>RAWLINS-FERNANDEZ, Keani</td><td>27,172</td><td>42.8%</td></tr><tr><td>PELE, John</td><td>21,006</td><td>33.1%</td></tr><tr><td>Blank Votes:</td><td>15,335</td><td>24.1%</td></tr><tr><td>Over Votes:</td><td>42</td><td>0.1%</td></tr></table>	RAWLINS-FERNANDEZ, Keani	27,172	42.8%	PELE, John	21,006	33.1%	Blank Votes:	15,335	24.1%	Over Votes:	42	0.1%
(R) ALCOS, David A., III	5,474	55.9%																																				
(D) CLARK, John H., III	3,840	39.2%																																				
Blank Votes:	474	4.8%																																				
Over Votes:	11	0.1%																																				
ALAMEDA, C. Kimo	44,165	52.8%																																				
ROTH, Mitch	35,560	42.5%																																				
Blank Votes:	3,897	4.7%																																				
Over Votes:	64	0.1%																																				
RAWLINS-FERNANDEZ, Keani	27,172	42.8%																																				
PELE, John	21,006	33.1%																																				
Blank Votes:	15,335	24.1%																																				
Over Votes:	42	0.1%																																				
<div>State Representative, Dist 42</div> <table><tr><td>(R) GARCIA, Diamond</td><td>4,802</td><td>54.4%</td></tr><tr><td>(D) PARIS, Anthony Makana</td><td>3,646</td><td>41.3%</td></tr><tr><td>Blank Votes:</td><td>369</td><td>4.2%</td></tr><tr><td>Over Votes:</td><td>18</td><td>0.2%</td></tr></table>	(R) GARCIA, Diamond	4,802	54.4%	(D) PARIS, Anthony Makana	3,646	41.3%	Blank Votes:	369	4.2%	Over Votes:	18	0.2%	<div>Councilmember, Dist 5, County of Hawai'i</div> <table><tr><td>KANEALI'I-KLEINFELDER, Matt</td><td>4,309</td><td>50.5%</td></tr><tr><td>RODENHURST, Ikaika</td><td>3,265</td><td>38.3%</td></tr><tr><td>Blank Votes:</td><td>944</td><td>11.1%</td></tr><tr><td>Over Votes:</td><td>8</td><td>0.1%</td></tr></table>	KANEALI'I-KLEINFELDER, Matt	4,309	50.5%	RODENHURST, Ikaika	3,265	38.3%	Blank Votes:	944	11.1%	Over Votes:	8	0.1%													
(R) GARCIA, Diamond	4,802	54.4%																																				
(D) PARIS, Anthony Makana	3,646	41.3%																																				
Blank Votes:	369	4.2%																																				
Over Votes:	18	0.2%																																				
KANEALI'I-KLEINFELDER, Matt	4,309	50.5%																																				
RODENHURST, Ikaika	3,265	38.3%																																				
Blank Votes:	944	11.1%																																				
Over Votes:	8	0.1%																																				

Councilmember, County of Kaua'i			KAUA'I: Police Commission Investigations		
Number To Vote For: 7			YES	20,167	66.0%
CARVALHO, Bernard P., Jr.	15,435	7.2%	NO	4,924	16.1%
RAPOZO, Mel	14,403	6.7%	Blank Votes: 5,441 17.8%		
KANESHIRO, Arryl J.	13,049	6.1%	Over Votes: 34 0.1%		
BULOSAN, Addison	12,385	5.8%	KAUA'I: Cost Control Commission Reports		
COWDEN, Felicia	12,325	5.8%	YES	14,212	46.5%
KUALII, KipuKai	12,276	5.7%	NO	10,062	32.9%
HOLLAND, Fern Anuenue	12,041	5.6%	Blank Votes: 6,268 20.5%		
KAGAWA, Ross	11,933	5.6%	Over Votes: 24 0.1%		
DECOSTA, Billy D.	9,977	4.7%	KAUA'I: Public Access, Open Space & Natural Resources Preservation Fund		
APILADO, Abe, Jr. (Aba-G)	5,964	2.8%	YES	21,418	70.1%
KEAHIOLOALO, W. Butch	5,202	2.4%	NO	3,677	12.0%
CUMMINGS, Sherri	4,160	1.9%	Blank Votes: 5,448 17.8%		
NELSON, Jacquelyn (Jakki)	3,386	1.6%	Over Votes: 23 0.1%		
THOMAS, Bart	3,296	1.5%	CON. AMEND.: Marriage		
Blank Votes: 77,696 36.4%			YES	268,038	51.3%
Over Votes: 62 0.0%			NO	211,142	40.4%
			Blank Votes: 40,891 7.8%		
			Over Votes: 2,165 0.4%		
CON. AMEND.: Senate Confirmation Process for Judicial Appointments			KAUA'I: Ex-officio Youth Position on County Boards and Commissions		
YES	316,468	60.6%	YES	17,329	56.7%
NO	131,729	25.2%	NO	7,285	23.8%
Blank Votes: 73,638 14.1%			Blank Votes: 5,924 19.4%		
Over Votes: 401 0.1%			Over Votes: 28 0.1%		
HAWAII: County Council Vacancy in Office			HONOLULU: Climate Resiliency Fund		
YES	56,218	67.2%	YES	177,868	51.6%
NO	16,203	19.4%	NO	130,969	38.0%
Blank Votes: 11,196 13.4%			Blank Votes: 35,215 10.2%		
Over Votes: 69 0.1%			Over Votes: 359 0.1%		
HAWAII: Mayoral Appointment of Department Heads			HONOLULU: Department of Emergency Management		
YES	58,183	69.5%	YES	232,152	67.4%
NO	15,230	18.2%	NO	72,038	20.9%
Blank Votes: 10,212 12.2%			Blank Votes: 39,953 11.6%		
Over Votes: 61 0.1%			Over Votes: 268 0.1%		
HAWAII: Term of Office for the Cost of Government Commission			HONOLULU: Ocean Safety Commission		
YES	28,951	34.6%	YES	201,000	58.4%
NO	42,467	50.7%	NO	105,626	30.7%
Blank Votes: 12,210 14.6%			Blank Votes: 37,463 10.9%		
Over Votes: 58 0.1%			Over Votes: 322 0.1%		
MAUI: Salary Commission			HONOLULU: Salaries for Councilmembers		
YES	37,152	58.5%	YES	284,531	82.6%
NO	16,044	25.2%	NO	30,469	8.8%
Blank Votes: 10,306 16.2%			Blank Votes: 29,037 8.4%		
Over Votes: 53 0.1%			Over Votes: 374 0.1%		
MAUI: Independent Staffing for Board of Ethics			REGISTRATION AND TURNOUT		
YES	36,628	57.6%	*****		
NO	16,920	26.6%	GENERAL		
Blank Votes: 9,929 15.6%			*****		
Over Votes: 78 0.1%			TOTAL REGISTRATION	860,868	
MAUI: Board and Commission Terms			TOTAL TURNOUT	522,236	60.7%
YES	25,435	40.0%	MAIL TURNOUT	483,078	56.1%
NO	27,396	43.1%	IN-PERSON TURNOUT	39,158	4.5%
Blank Votes: 10,668 16.8%					
Over Votes: 56 0.1%					

APPENDIX 12

West's Hawaii Administrative Code
Title 3. Department of Accounting and General Services
Chapter 177. Rules of the Office of Elections
Subchapter 10. Ballots

Haw. Admin. Rules (HAR) § 3-177-453

§ 3-177-453. Accountability and security of ballots.

Currentness

(a) The chief election officer or designated representative shall maintain a complete count of marksense ballots. All ballots shall be safeguarded to prevent mishandling or misuse.

(b) The clerk shall maintain a complete and current count of all marksense ballots issued, spoiled, and received in their county. The accounting of marksense ballots by the clerk shall be recorded on forms prescribed by the chief election officer.

Credits

Adopted July 26, 2020.

(Auth: HRS § 11-4) (Imp: HRS §§ 11-109, 11-152)

Current through register dated December 2024. Some sections may be more current. See credits for details.

Haw. Admin. Rules (HAR) § 3-177-453, HI ADC § 3-177-453

End of Document

© 2025 Thomson Reuters. No claim to original U.S. Government Works.



**STATE OF HAWAII
OFFICE OF ELECTIONS**

802 LEHUA AVENUE
PEARL CITY, HAWAII 96782
elections.hawaii.gov

SCOTT T. NAGO
CHIEF ELECTION OFFICER

September 30, 2025

VIA EMAIL

Ms. Ann Marie Hamilton

RE: ECC-25-001

Dear Ms. Hamilton,

This is in response to your correspondence dated August 20, 2025, which appears to express a complaint against the Chair of the Elections Commission, Michael Curtis. You provided separate correspondence, dated August 22, 2025, related to the same subject. On September 23, 2025, you were informed that your correspondence was designated ECC-25-001 and that it had been forwarded to our office to provide us an opportunity to respond. Additionally, it was noted that ECC-25-001 would appear on Elections Commission meeting agenda when time allows as determined by Chair Curtis. The following day, September 24, 2025, you took issue with the manner in which your complaint was being processed.

To the extent your three pieces of correspondence could be considered a complaint regarding an administrative act of the Office of Elections, and you are seeking something within the jurisdiction of the Elections Commission, the administrative rules of the Elections Commission provide our office with an opportunity to respond. HAR §§ 3-170-6 & 3-170-8.

Your correspondence appears to assert that Chair Curtis has failed in his legal duties, actively colluded with this office - which is the subject of election complaints, misled the public about the powers of the Elections Commission, hindered investigations into serious election law violations, and demands the removal of Chair of

the Elections Commission. The correspondence also takes issue with the initial handling of your correspondence, in that it was not acknowledged or included on the agenda for the meeting of the Elections Commission held on August 27, 2025.

We find that your complaint of general references to “chain of custody questions” or “various election process concerns” impacts our ability to formulate a response. It is our understanding that your “complaint should be drawn so as to fully and completely advise the office of elections and the elections commission in what respects the provisions of the law or rules have been, are being, or will be violated and should set forth in plain language the facts claimed to constitute the violation.” HAR § 3-170-7 (Form of complaints).

To the extent you are repeating complaints that have been raised in the past, our office has addressed in previous reports to the Elections Commission then there is already an established record of our position on such matters.

Likewise, the enclosures to your August 20, 2025, correspondence of communication involving Chair Curtis do not reflect anything improper. Specifically, interacting with administrative support staff is necessary for purposes of accomplishing the duties and responsibilities of a chairperson of a board or commission.

Administrative Support to the Elections Commission

We are concerned that your complaint appears to imply that Chair Curtis violated the law and that our office, in providing administrative support to the Elections Commission, has somehow witnessed these violations, along with the Department of the Attorney General.

Consistent with HRS § 11-1.5, “The office of elections shall provide staff support to the elections commission, as requested by the elections commission.” Our support generally includes scheduling and conducting of the meetings of the Elections Commission. The Elections Commission is empowered to “act by a majority vote of its membership.” HRS § 11-7(d). Given this, during meetings the Elections Commission can make motions regarding what actions it wishes to take.

Your complaint seems to focus on conduct outside of meetings associated with the conduct of the chair of the Elections Commission. We understand Chair Curtis as having the authority to call meetings and to set the agenda. Similarly, Chair Curtis serves as the representative of the Elections Commission in all administrative activities outside of a meeting. We serve as a resource for Chair Curtis outside of meetings. This has been the traditional function of the office for as long as the Elections Commission has existed. Likewise, we understand it to be the traditional role of any other agency that supports a board or commission.

Sunshine Law

As a board can only operate during duly noticed meetings, it is important to note that there are restrictions on the ability of board members to communicate outside of a meeting. Board members, such as those on the Elections Commission, are expected to familiarize themselves with the sunshine law, Chapter 92F, HRS. There is a series of training materials available on the website of the Office of Information Practices. These materials include a series on “Who Board Members Can Talk to and When.”

Who Board Members Can Talk to and When:

- [Quick Review: Who Board Members Can Talk to and When, Part 1](#) (July 2018)
- [Quick Review: Who Board Members Can Talk to and When, Part 2](#) (August 2025)
- [Quick Review: Who Board Members Can Talk to and When, Part 3](#) (August 2024)
- [Quick Review: Roundtable Discussions with Multiple Boards Subject to the Sunshine Law](#) (March 2017)

<https://oip.hawaii.gov/training/>.

These materials make clear that there are significant restrictions on communications by board members outside of a board meeting. We understand that these requirements apply to all members of the Elections Commission. This limits the ability of the various Elections Commission members to discuss substantive matters outside of a duly noticed meeting.

Further, when an Elections Commission member submits a correspondence or materials outside of a duly noticed meeting – seeking Chair Curtis or support staff to forward it immediately to the other members, we understand that this would be a violation of the sunshine law as it is a communication occurring outside of a meeting involving more than two members that concerns a board matter. As a result, Chair Curtis is frequently put in the position having correspondence to him from an Elections Commission member or members of the public that he cannot discuss with other members outside of a duly notice meeting.

In addressing this situation, to which there is no perfect solution, he exercises his discretion to set the agenda and select what are relevant matters for consideration by Elections Commission as a whole, which is his apparent prerogative and responsibility. Chair Curtis appears to have chosen a middle road approach, up to the present, by generally establishing a correspondence section on most agendas. This correspondence section includes a description and link to each piece of correspondence that was sent to the Elections Commission. The exception to this is when an agenda

has already been set for a particular topic and matters such as correspondence and the approval of prior minutes are sometimes saved for a subsequent meeting when time permits.

Emails Submitted Between April 17, 2025, and May 30, 2025

Your complaint indicates that it is focused on Elections Commission emails between April 17, 2025, and May 30, 2025, which you have numbered 1 to 20. We understand that these emails were obtained by Commissioner Cushnie as part of records request he made under the Uniform Information Practices Act, which he then forwarded to you and you are now using as part of your complaint. You note that Elections Commissioner Cushnie sent emails that you have numbered 3, 4, 5, and 6. Given the practice of Chair Curtis to include correspondence as part of duly noticed meetings, they were placed on the agenda of the meeting held on July 16, 2025. <https://elections.hawaii.gov/wp-content/uploads/2025-07-16-EC-Agenda-FINAL.pdf>. Likewise, your complaint also emphasizes the complaint of Ms. Jennifer Hunt, that you have numbered 7. Again, her complaint, which appeared to be focused on the County of Maui, was placed on the agenda of the meeting held on July 16, 2025. *Id.*

As it relates to an email, identified by the number 8, from Chair Curtis to Chief Election Officer Nago and copied to Deputy Attorney General Jordan Ching, along with an Office of Elections staff member. The email expresses Chair Curtis' initial reaction to the issue of chain of custody and how he initially thought he would address it at the upcoming meeting. The communication with this office and the Department of the Attorney General was proper, as it did not violate sunshine law and there is no prohibition on such communications.

Second, the communication was freely disclosed as part of a records request. Chair Curtis has not sought to withhold any communication he has made in response to a records request. This is notable as we are not aware of any other Elections Commissioner member being asked to disclose their emails concerning board business.

Third, there is nothing inappropriate about the contents of the correspondence as Chair Curtis has **not** sought the agreement of another board member on a matter of board business outside of a duly notice meeting. Specifically, members can generally talk to non-members about possible board business. The real issue would have been if Elections Commission members started to communicate with each other outside of board meetings regarding a possible subject of board business. We do not understand you to be alleging that Elections Commission members have been interacting with each other about Elections Commission business outside of a duly noticed meeting.

Second Part of Complaint – August 22, 2025

As to the second part of your complaint, which we see as your email, dated August 22, 2025, you appear to take issue with the handling of your initial email, dated August 20, 2025. Specifically, as previously stated, you indicated that it was neither acknowledged nor included on the agenda for the meeting of the Elections Commission held on August 27, 2025.

As a starting point, you acknowledge in your correspondence, dated August 22, 2025, that you contacted our office and received confirmation that your correspondence, dated August 20, 2025, had been received. Given this, you were on notice of its receipt.

Turning to the issue of placing it on the agenda, your correspondence was not received significantly before the deadline to file the agenda for the meeting scheduled for August 27, 2025. Specifically, the deadline to file the agenda was 6 days prior to the meeting. In other words, the agenda needed to be finalized by August 21, 2025.

By the time your correspondence had been received, the focus of the agenda had already been set for matters concerning the Kauai permitted interaction group. Correspondence, which is typically a part of the agenda, was understood to be placed on the agenda for a subsequent meeting. This was consistent with the practice of Chair Curtis to ensure that all correspondence was eventually placed on a meeting agenda.

Third Part of Complaint – September 24, 2025

As to your email dated September 24, 2025, you appear to take issue with the handling of your complaint in that it was first forwarded to the Office of Elections to give it the opportunity to respond.

As provided in HAR § 3-170-8, “[a]ll complaints will be forwarded to the office of elections will be given the opportunity to respond to the complaint in writing.” Additionally, “[t]he response to the complaint shall be addressed to the complainant, with a copy to the response sent to the elections commission.” *Id.*

While we cannot speak for the Chair Curtis, it appears he may be operating from the premise that the rule must be followed (i.e. the Office of Elections is provided an opportunity to respond) and that the Elections Commission as a whole only operates in the form of a duly notice sunshine meeting. In other words, Elections Commission members, along with the general public, are given notice of a complaint when an agenda containing an item concerning a complaint is posted in accordance with our sunshine law. To do otherwise, perhaps in his opinion opens up the possibility of board business being conducted by members outside of a duly noticed meeting in violation of sunshine law. To repeat, we can only hypothesize as to the position of Chair Curtis on this matter.

Ms. Ann Marie Hamilton
September 30, 2025
Page 6

This concludes our response to your complaint. Consistent with HAR § 3-170-8, a copy of this response is being forwarded to the Elections Commission.

Very truly yours,

A handwritten signature in black ink, appearing to read 'SCOTT T. NAGO', with a long horizontal flourish extending to the right.

SCOTT T. NAGO
Chief Election Officer

STN:AS:nn
OE-25-117

Enclosures

cc: Elections Commission

From: [REDACTED]
To: [OE.Elections.Commission](#)
Subject: [EXTERNAL] Formal Complaint against Mike Curtis, Election Commission Chair
Date: Wednesday, August 20, 2025 7:50:13 AM
Attachments: [EO and Election Commission emails 4-17 to 5-30-25.pdf](#)

To the Hawaii Election Commission, Office of elections, and staff that is responsible for communications with Commissioners:

Please accept this email as my Formal Complaint. This is not a request for information. Please ensure that it is properly categorized for the next meeting Agenda (which may be August 27th) as a Formal Complaint.

Please confirm receipt of this email complaint and confirm that this complaint and the supporting documentation (in its entirety which consists of copies of 20 relevant emails of 27 pages at 450Kb) that I address in my complaint have been forwarded to **ALL HAWAII ELECTION COMMISSIONERS.**

My name is AnnMarie Hamilton and I'm a concerned Hawaiian citizen from Kauai County. This is my complaint with the commission against Mike Curtis for malfeasance and dereliction of fiduciary duty as the Chair of the Elections Commission.

These are the foundational facts of my complaint:

I have attached in this complaint 20 emails dated April 17, 2025 through May 30, 2025 regarding correspondence regarding direct Election Commission business.

These emails were obtained by Mr. Cushnie through a Freedom Of Information act aka FOIA from the Office of Information Practices which is outline in email 1.

I have put these emails in date order and have numbered them for easy viewing and reference.

I would like to draw your attention to emails from Ralph Cushnie that are numbered 3, 4, 5, and 6. These are all requests by Mr. Cushnie for information and investigations regarding various serious anomalies and inconsistencies in our electoral process.

I would also like to refer you to email 7 from Jennifer Hunt who also filed a complaint for serious anomalies and inconsistencies in our electoral process.

And finally I would like to refer you to email 8 Title "Chain of Custody Questions" from Mike Curtis, acting Elections Commission Chair to Scott Nago, acting Chief Elections Officer.

In this email #8 you will read that Mr. Curtis asks Mr. Nago directly about how to respond to Mr. Cushnie's and Ms. Hunt's various election process concerns against Mr. Nago.

This #8 email is the foundational basis for my complaint against Mr. Curtis in his capacity as an Elections Commissioner.

Referencing the email: Mr. Curtis asks Mr. Nago **"What do you think is appropriate?"** regarding the Election Commission response to the many complaints the commission has received from Mr. Cushnie and Ms. Hunt.

Mike Curtis then lists several “**knee jerk reactions**” which I assume he means possible responses to their concerns.

Mike Curtis goes on to state in the email to Scott Nago **“a PIG/Task force could be used with a commissioner from each island but I don’t think appropriate here.”**

Mike Curtis continues to address Mr. Scott Nago by stating “**Requesting an AG (Attorney General) analysis and response could be much more direct and definitive**”.

And finally his last sentence to Mr. Nago states **“Please advise”**.

I would like to point out what is extremely obvious by this written email exchange between Mr. Nago and Mr. Curtis the following:

There is COLLABERATION and COLLUSION involved between the acting chair of the Elections Commission which is the entity IN CHARGE of investigating election complaints against Mr. Nago, who is the OBJECT of the complaint.

This is fiduciary malfeasance and a direct violation of the sworn fiduciary duty of the Election Commission by the ACTING Election Commission Chair.

Further, I believe this direct communication between Mr. Curtis, acting Chair, and Mr. Nago, CEO, **is an attempt to thwart or downplay the Hawaiian Public’s concern about evidence that Hawaii is fraudulently certifying elections under Mr. Nago WITHOUT the proper chain of custody documentation as well as not adhering to many other election laws.**

The duties of the Election Commission are simple and straightforward and outlined in HRS _

§11-7.5 Duties of the elections commission. The duties of the elections commission are to:

- (1) Hold public hearings;
- (2) **Investigate and hold hearings for receiving evidence of any violations and complaints;**
- (3) Adopt rules pursuant to chapter 91;
- (4) Employ, without regard to chapter 76, a full-time chief election officer, pursuant to section 11-1.6;

- (5) Conduct a performance evaluation of the chief election officer within two months after the date a general election is certified;
- (6) Hold a public hearing on the performance of the chief election officer and consider the information gathered at the hearing in deliberations on the chief election officer's reappointment; and
- (7) Advise the chief election officer on matters relating to elections. [L 2004, c 57, pt of §6; am L 2015, c 173, §2]

Mr. Curtis has erroneously and repeatedly misinformed the public about what the actual job of the Hawaii Elections Commission is as he has repeatedly tells the public in these election meetings that “**our job as commissioners is “advisory” only**”.

In my opinion that is factually not correct and is an attempt at gaslighting, deflecting, avoiding, and delaying investigations into election laws not being followed by Mr. Nago who is an “at will” employee of the Elections Commission.

“At will” employee in the state of Hawaii, means he can be terminated for any reason, or no reason **AT ANY TIME**.

The Hawaii State Election Commission has hiring and also firing authority over an employee which also infers the Hawaii Election Commission also has vast **investigative authority** over the Chief Election Officer in order to confirm the possible need for termination of that employee.

Further, the State of Hawaii Elections Commission has an **obligation and fiduciary duty to investigate, question, subpoena if necessary, force compliance, force adherence to laws**, and come to valid conclusions about the job the Chief Elections Officer is doing running the Hawaii state elections **AND** if that employee is not following his job duties or the law then you have a **fiduciary duty** to fire him and hire someone that can do the job properly according to the Hawaii state election laws.

The commissions job is not to hire someone to run Hawaii’s elections that does not do the job according to election law and then reward that person by continuing to extend his employment, giving him pay raises, and doing zero investigations as is being done with Mr. Nago.

And doing this all over the very loud objections of the public and mounting overwhelming evidence against Mr. Nago.

And the job of the Hawaii State Election Commission Chair certainly does not include asking the Chief Elections Officer **how the commission should respond to a citizen’s or commissioner’s complaint against him as is shown in these emails.**

These emails in my opinion are a smoking gun of evidence of malfeasance and breaking fiduciary duty of the Election Commission as guardian of our state Elections.

The Hawaii State Elections Commission is the one and ONLY state entity that is empowered to investigate and make direct changes to our Chief Elections Officer in order to facilitate and ensure the voting public's trust in their state elections.

It is not the state, county or even federal judges job to enforce election laws. It is not we the people's job. It is not the county and state politician's job to enforce election laws.

IT IS, however, the sole role of the Hawaii Election Commission to be the final judge and jury and enforcement arm of Hawaii's election laws through their investigative powers and their supervisory employment of the State's Chief Elections Officer.

That enforcement arm of election integrity begins and ends with the hiring, firing and investigating and holding accountable the Chief elections officer.

I feel that this correspondence shows that Mr. Curtis sought Mr. Nago's input in the commission's response to several different election process complaints in order to possibly minimize and/or dismiss credible and legitimate concerns that were filed with the commission regarding Mr. Nago's performance as our Chief Elections Officer.

As we are all aware, Mr. Curtis as an Election Commissioner is tasked with investigating complaints and concerns with Mr. Nago's supervision and oversight of Hawaii's state elections.

In this exchange Mr. Curtis is clearly asking Mr. Nago (the very person he is tasked with hiring, supervising, investigating and possibly firing) how Mr. Curtis, the Election Commission Chair **should respond to Mr. Cushnie's and Ms. Hunt's complaints.**

This blatant disregard for the important fiduciary duties of the Election Commission Chair to the public and his fellow commissioners is extremely telling and troubling.

Following election laws to the letter which includes proper documentation of Chain of custody of ballots is the bedrock which all other elections laws stand on.

Without documented Chain of Custody no election that can be certified.

An election conducted without documented chain of custody is nothing more than a "(s)election" by whomever is perpetrating and supporting the lack of adherence to proper chain of custody and other election laws.

Further, in my opinion a critical component of facilitating election fraud through a lack of chain of custody and other ballot security lapses is **the accompanying deflection, avoidance, and outright gaslighting perpetuated on the Hawaiian citizenry and anyone that dares tries to bring this criminality to light.**

Myself and many others have been testifying about the lack of Chain of Custody in Hawaii's elections for years now, and only recently under intense public pressure the commissioners were able to get enough votes to conduct its first investigations after nine years that uncovered a disturbing lack of chain of custody on Kauai.

This prolonged avoidance of conducting investigations into viable and substantive evidence of illegality in our elections that have been brought before the commission is something that has been very uncomfortable for myself to watch over several years of attending these meetings by zoom.

But now that these emails between Mr. Curtis and Mr. Nago have been foia'd and exposed, this prolonged avoidance makes much more sense. As these emails shows a

blatant disregard by the chair for the duties of the election Commission and it also shows a blatant attempt to collude and collaborate with the Chief Elections Officer to explain away or suppress or delay lack of chain of custody evidence being brought to light.

This is completely unacceptable to the people of Hawaii who have entrusted their elections to this Elections Commission Board.

As a community of concerned citizens we've been blowing the whistle of the lack of chain of custody for a very long time now. Here we find the direct emails between Mr. Curtis and Mr. Nago where **Mr. Curtis is clearly taking a concerned citizens complaint to the very person that complaint is against and asking him to help him draft a response to those concerns.** This shows that Mike Curtis has a complete lack of understanding of his duty as a commissioner and especially as a Chair of this Elections Commission.

Personally, I am beyond offended by this email. **I am outraged.**

Mr. Curtis thought so little of the public's viable and substantive "chain of custody" and other election concerns that he attempts to engage the very person that is in charge of election law adherence **HIS OPINION of how the commission should respond to the complaints.**

I am outraged and frankly I have had enough of this gaslighting of our election process concerns.

I and the good people of Hawaii do not have to put up with this continuous and maddening lack of accountability, lack of transparency, lack of investigations, lack of anything remotely resembling enforcement of the election laws of our state.

Due to this blatant disregard for the duties of the election commission and specifically the duties of Chair of the election commission

I firmly ask that the Commission make a motion to terminate Mr. Curtis' position as an election commissioner effective immediately.

The reasons for this action are clear:

1. Mr. Curtis clearly does not understand his role as Chair
2. Mr. Curtis does not respect or understand the duties of a commissioner.
3. Mr. Curtis obviously does not respect or understand the role of the Hawaii Election commissions important duties as the final enforcement arm of Hawaii's election laws in their role of employing, **investigating** and firing if necessary the Chief Election Officer.

During the meeting of August 27th, I would like to ask the Commission to make a motion, and 2nd the motion, and then take a vote to remove Mike Curtis from the election commission entirely and vote in a new Elections Commission Chair, one that does understand his job and his responsibilities to the voters of Hawaii.

I would advise that person nominated to be Elections Chair to be Ralph Cushnie.

In my opinion Ralph Cushnie is the Election Commissioner that has done the most for the people of Hawaii in bringing back trust, transparency and accountability to our

Hawaiian election process, and he does so bravely in the face of extreme opposition by several fellow commissioners and especially current Chair Mike Curtis.

I believe that this is the only remedy for this situation and if trust and faith in the election commission is to continue it must continue on a firm foundation of accountability and transparency.

Given this serious documented evidence of **collusion and collaboration between The Hawaii Election Commission Chair and his “at will” employee Chief Elections Officer Scott Nago** we cannot have that firm foundation as long as Mr. Curtis is involved in the commission in any way.

Sincerely,

Kuokoa ola Loihi

Long live Freedom,

AnnMarie Hamilton

Kauai Citizen and concerned voter

Note: Please contact me by email if you need further information for this complaint and I will respond promptly.

From: OIP <oip@hawaii.gov>

Sent: Thursday, April 17, 2025 1:21 PM

To: OE.Elections <elections@hawaii.gov>; Nago, Scott T <scott.t.nago@hawaii.gov>

Subject: Re: Notice of Appeal from Denial of Access to General Records (U APPEAL 25-32)

1

Dear Mr. Nago:

Attached is a letter dated April 17, 2025 from the Office of Information Practices regarding a request for assistance we received from Mr. Ralph Cushnie. Also attached are the Appeal Procedures and Responsibilities of the parties, Mr. Cushnie's request to OIP and his record request to DAGS-ELEC.

Please contact our office if you have difficulty opening the attachments.

Thank you,

Office of Information Practices
State of Hawai'i
No. 1 Capitol District Building
250 S. Hotel Street, #107
Honolulu, HI 96813
Ph: (808) [REDACTED]
Facsimile: (808) [REDACTED]
Email: oip@hawaii.gov

From: OE.Elections.Commission <[REDACTED]>
Sent: Thursday, April 17, 2025 3:52 PM
To: Ching, Jordan AK <[REDACTED]>
Cc: OE.Elections.Commission <[REDACTED]>
Subject: FW: Re: Notice of Appeal from Denial of Access to General Records (U APPEAL 25-32)

2

Hi Jordan,

We received the email below from OIP regarding Commissioner Cushnie. Please advise.

Thank you,

Raymund de Vega

Voter Services

State of Hawaii, Office of Elections

(808) 453-VOTE (8683)

[REDACTED]

From: Ralph Cushnie (EC) <[REDACTED]>

Sent: Sunday, May 4, 2025 8:51 AM

To: OE.Elections.Commission <[REDACTED]>

Cc: Peter Young <[REDACTED]>

Subject: [EXTERNAL] Request to Place Formal Complaint on Upcoming Agenda and Documentation of Chair's Obstruction

3

Dear Chair Curtis,

I am formally requesting that the attached complaint, submitted pursuant to HAR §§ 3-170-6 and 3-170-7, be placed on the agenda for the next duly noticed meeting of the Hawai'i Elections Commission.

The complaint concerns the Office of Elections' failure to provide statutorily required ballot chain of custody documentation, and the refusal to release Statewide Voter Registration System (SVRS) records that the Chief Election Officer has publicly claimed satisfy those requirements. As a Commissioner, I have a duty to ensure compliance with HAR § 3-177-453 and HRS § 16-43, and to uphold the integrity and transparency of Hawai'i's elections.

It is deeply troubling that after over a year of repeated attempts to obtain this information through proper channels, including formal UIPA requests, the Office of Elections continues to withhold key records or claim they are inaccessible. Even more concerning is the obstruction by the Commission itself in addressing this issue.

I must document for the record that at the December 2024 meeting, you unilaterally removed me from participation after I made a lawful motion to subpoena these records. This action was taken without a proper vote, without justification under Commission rules, and without any finding of misconduct. Your removal of a sitting Commissioner for merely exercising his right to introduce a motion is a serious act of procedural obstruction and an affront to the Commission's oversight duties under HRS § 11-7.5. Your continued refusal to agendize legitimate concerns regarding election transparency—coupled with actions taken to silence or remove dissenting Commissioners—constitutes a pattern of obstruction that is now being formally noted and documented. Please confirm in writing that this complaint will be placed on the next agenda, and that Commissioners will be given a fair and open opportunity to discuss and act upon it, as required under HAR § 3-170 and the Sunshine Law.

Sincerely,

Ralph Cushnie

From: Ralph Cushnie (EC) <[REDACTED]>
Sent: Sunday, May 4, 2025 1:52 PM
To: OE.Elections.Commission <[REDACTED]>
Subject: [EXTERNAL] Request for Commission Vote to Issue Subpoenas for Chain of Custody Documentation

4

To:
Chair Mike Curtis
Hawai'i Elections Commission
802 Lehua Avenue
Pearl City, HI 96782

Subject: Request for Commission Vote to Issue Subpoenas for Chain of Custody Documentation

Dear Chair Curtis,

Pursuant to my duties as a Commissioner and in furtherance of the Commission's oversight responsibilities under HRS §11-7.5, I respectfully request that the Elections Commission agendaize and hold a formal vote to issue subpoenas to the County Clerks of all four counties and the Office of Elections. These subpoenas should compel the production of complete chain of custody documentation for ballots received during the 2022 and 2024 elections, including but not limited to:

1. All records showing the date, time, and quantity of ballot envelopes received at drop boxes and USPS facilities;
2. Logs, forms, or transmissions documenting the intake and reconciliation of those ballots into the Statewide Voter Registration System (SVRS);
3. Any daily or cumulative forms required under HAR §3-177-453(b) showing the "complete and current count" of ballots received;
4. Documentation of inter-agency transfers between county election offices and the State counting center;
5. Any observer reports verifying receipt and processing of ballots at any point prior to signature verification.

This request follows a year and a half of unanswered public records inquiries and shifting explanations from both the Office of Elections and county officials regarding who maintains these legally required records. Most recently, Chief Election Officer Scott Nago claimed that chain of custody documentation is maintained electronically within the SVRS. Yet when records from the SVRS were formally requested, the Office of Elections refused to produce

them, citing internal policy without legal basis. The counties assert they do not control or maintain SVRS records.

Given this impasse, the Commission must act decisively. Subpoena authority exists precisely for circumstances where transparency is obstructed and statutory compliance is in question. The clear intent of HAR §3-177-453 is to safeguard the integrity of Hawaii's vote-by-mail process by requiring accurate and timely ballot counts throughout custody—not merely during signature verification.

If the Commission is to fulfill its constitutional and statutory duty to oversee the administration of elections and ensure public confidence in our electoral system, it must now exercise its authority to compel disclosure.

I request that this item be added to the agenda for the next scheduled meeting and that the Commission vote to authorize issuance of subpoenas pursuant to its oversight function.

Sincerely,

Ralph S. Cushnie

Commissioner, Hawai'i Elections Commission

From: Ralph Cushnie (EC) <[REDACTED]>
Sent: Sunday, May 4, 2025 2:06 PM
To: OE.Elections.Commission <[REDACTED]>
Subject: [EXTERNAL] Request to Amend March 19, 2025 Meeting Minutes — Statement During Item IV, and Request to Agendize Status of Motions

3

To:

Chair Mike Curtis
Hawai'i Elections Commission
802 Lehua Avenue
Pearl City, HI 96782

Subject: Request to Amend March 19, 2025 Meeting Minutes — Statement During Item IV, and Request to Agendize Status of Motions

Dear Chair Curtis,

I respectfully request that the official minutes of the March 19, 2025 regular meeting of the Hawai'i Elections Commission be amended to accurately reflect a commitment made during the discussion of **Agenda Item IV: Communications & Correspondence, Received for the Record.**

During that portion of the meeting, you stated that **the status of motions would be placed on the next meeting agenda.** This statement was made in response to concerns raised regarding unresolved motions and public transparency. To ensure the record is complete and accurate, I request that this commitment be added to the minutes.

Additionally, I formally request that **the status of all motions made by Commissioners during previous meetings be placed on the agenda for the Commission's next**

regular meeting, as was promised. This includes, but is not limited to, motions relating to subpoenas, investigations, and public complaints received under HAR §3-170.

Proper tracking and follow-up of Commission motions is critical to the integrity of our proceedings and our ability to maintain public trust in the oversight process.

Thank you for your attention to these matters.

Sincerely,

Ralph S. Cushnie

From: Ralph Cushnie (EC) <[REDACTED]>

Sent: Monday, May 5, 2025 9:58 AM

To: OE.Elections.Commission <[REDACTED]>

Cc: Peter Young <[REDACTED]>

Subject: [EXTERNAL] Request to Place Complaint on Next Commission Agenda — Certification Without Required Documentation

6

To:

Chair Mike Curtis
Hawai'i Elections Commission
c/o Office of Elections
802 Lehua Avenue
Pearl City, Hawai'i 96782

Subject: Request to Place Complaint on Next Commission Agenda — Certification Without Required Documentation

Dear Chair Curtis,

I respectfully request that the attached formal complaint, submitted pursuant to HAR §§ 3-170-6 and 3-170-7, be placed on the agenda for the next meeting of the Hawai'i Elections Commission.

The complaint outlines serious legal and procedural concerns surrounding the certification of the 2024 General Election results for the County of Maui. Chief Election Officer Scott Nago has acknowledged that critical chain of custody documentation was discovered to be missing only after the election had been certified. This admission

indicates that the certification was executed without the complete reconciliation mandated by HRS § 11-155.

Moreover, the complaint raises the issue of Mr. Nago's reliance on data from the Statewide Voter Registration System (SVRS) in the absence of any public records or observer-verified logs to confirm its accuracy. This lack of transparency makes meaningful oversight impossible and falls short of statutory requirements for verifiable election documentation.

Given the significance of these issues, I urge that the Commission agendaize this matter for discussion and vote to initiate a formal investigation in accordance with its oversight authority under HRS § 11-7.5 and HAR § 3-170.

Please confirm receipt of this request and that the complaint will be scheduled for discussion on the next meeting agenda.

Sincerely,

Ralph S. Cushnie

Commissioner, Hawai'i Elections Commission

From: Jennifer <[REDACTED]>

Sent: Monday, May 5, 2025 5:01 PM

To: OE.Elections.Commission <[REDACTED]>

Subject: [EXTERNAL] Formal Complaint to the Hawaii Election Commission and Office of Elections

7

To the Hawaii Election Commission, Office of Elections, and Jazelle (and/or staff responsible for communications with Commissioners):

Please accept this email as my **updated Formal Complaint**. This is **not a request for information**.

Please ensure that it is **properly categorized for the next meeting agenda** as a *Formal Complaint*, along with the previous formal complaint submitted on **February 19, 2025** (and miscategorized during the **March 19, 2025** meeting).

Please also confirm receipt of this email and confirm that both complaints and their supporting documents have been forwarded to **all Hawaii Election Commissioners**.

Background

On **February 19, 2025**, I submitted a formal complaint regarding election integrity concerns. After receiving no acknowledgement, I followed up on **March 10, 2025**, requesting three specific actions:

1. Acknowledge receipt of my complaint.
2. Forward my complaint to all Election Commissioners.
3. Place my complaint on the agenda for the next Commission meeting, March 19, 2025.

On **March 11, 2025**, Jazelle responded:

"My apologies for not responding sooner. We received your email and it has been forwarded to Chair Curtis and added to the agenda for the upcoming meeting."

Despite this assurance, at the **March 19, 2025** meeting, my Formal Complaint was miscategorized under "VI. Records Request; Refer to OIP: February 19 – Hunt," and was **not addressed**. I raised this issue during my testimony and twice thereafter. Despite these interventions, Chair Curtis did not correct the error and address my Formal Complaint.

Given the timing — in light of other similar county complaints — this mishandling raises concerns of deliberate avoidance, not mere administrative error.

Summary of Issues

1. Lack of Required Chain-of-Custody Records (HAR 3-177-453):

On **March 17, 2025**, the Chief Election Officer acknowledged in a letter to the Commissioners that Maui County lacked chain-of-custody records for ballots, citing “human error.”

2. Obstruction of Public Access to Records:

Multiple formal and informal requests (including UIPA requests) for these critical Maui County chain-of-custody records were ignored or stonewalled.

3. Misleading Public Information:

The Office of Elections’ public assurance that ballots are securely processed with full observation and reconciliation is not supported by facts on the ground in Maui County.

4. Improper Handling of Formal Complaints:

Mislabeling my complaint as a “records request” prevented it from being addressed appropriately.

Evidence

- Supporting documentation of my requests for chain-of-custody records/documents submitted with the February 19, 2025 Formal Complaint.
- March 17, 2025 Letter:
The Chief Election Officer admitted missing documentation: "Some documents concerning the transfer of validated mail ballots [...] may have been misplaced due to human error." Despite this, the Office of Elections proceeded with election certification without these legally required documents.
- Office of Elections Website Statements:

“How do you ensure election officials don’t throw away ballots?”

"Ballots are always transported and processed in the presence of **Official Observers**. Official Observers serve as the “eyes and ears” of the public and monitor that election officials are maintaining the security and integrity of the elections. Additionally, **the number of ballots received and counted are reconciled at the end of each day to ensure there are no discrepancies.**"
Claims of secure handling and reconciliation processes are contradicted by the lack of chain-of-custody records/ documentation and independent observation

- The mischaracterization/mishandling of my Formal Complaint during the **recorded March 19**, Election Commission Meeting.

Requested Actions

I respectfully request that the Hawaii Elections Commission:

1. **Formally acknowledge** receipt of both Formal Complaints in the public record.
2. **Investigate** the non-compliance of Maui County with HAR 3-177-453 and the failure to maintain mandatory ballot chain-of-custody records.
3. **Examine** the mischaracterization of my formal complaint at the March 19, 2025 meeting, as a request for information, and take corrective action to ensure the public's complaints are properly processed going forward.
4. **Require an official response** from the Office of Elections regarding:
 - How Maui County reconciled ballots without complete chain-of-custody records.
 - How the Office of Elections can ensure the validity of the Maui County ballots without reconciliation of ballots.
 - What measures will be implemented to prevent such violations and failures in future elections.
5. **Reassess election certification protocols** in light of missing legal documentation.
6. **Strengthen transparency** by ensuring that election integrity complaints are publicly addressed and not misrepresented, and these records are accessible to the public.

Conclusion

How did Maui County reconcile the ballots received and counted at the end of each day without the numbers verified on the records from each drop box, each day? The Office of Elections must answer this question

Confidence in Hawaii elections is eroding because critical transparency measures are not being upheld. Public servants have a duty to follow both the letter and the spirit of election law. When chain-of-custody records are missing and public complaints are mischaracterized, public trust collapses. I urge the Commission to take immediate action to restore integrity, transparency, and accountability in our electoral process.

Respectfully,
Jennifer Hunt

From: Michael Curtis
To: Nago, Scott T
Cc: Ching, Jordan AK; de Vega, Raymund C; Michael Curtis
Subject: [EXTERNAL] Chain of Custody questions
Date: Tuesday, May 6, 2025 9:11:20 AM

8

Aloha Scott,

I need to address this issue at a Commission Meeting. What do you think is appropriate?

Following is my knee jerk reaction to Ms. Hall's Complaint, as well as several others.

"In Person Precinct Voting Chain of Custody was clearly in place in transport from Clerks' Offices to Precinct Polling Places and back to Clerk/Election Offices and Counting Centers. Under control were Unvoted Ballots to Precincts, Voted & Unvoted Ballots to Clerks' Office & County Counting Centers.

The United States Postal Service "securely" controls Delivery of Unvoted Ballots and Return of Voted Ballots.

Chain of Custody concerns will be addressed by Scott Nago, and each of the County Clerks, as appropriate."

The PIG/Task Force could be used with a Commissioner from each island, but I don't think appropriate here. Requesting an AG analysis and response could be much more direct and definitive.

Please advise.

Aloha,
mike

Michael Curtis

c

fax

From Poipu Beach, the Leading Edge of the Known Universe

From: Nago, Scott T
To: [REDACTED]
Cc: Ching, Jordan AK; de Vega, Raymund C
Subject: RE: [EXTERNAL] Chain of Custody questions
Date: Tuesday, May 6, 2025 1:49:00 PM

9

Dear Chair Curtis,

While we concur with your understanding of the process and how various election materials are handled and by whom, our office will continue to refer to the documents and materials that we have already compiled as well as the previous litigation. However, we are not sure what additional actions and details would be appropriate or settle the matter of chain of custody for past elections. Let me know if you have any questions.

Thanks,
Scott

From: Michael Curtis
To: [REDACTED]
Subject: Re: FW: [EXTERNAL] Formal Complaint to the Hawaii Election Commission and Office of Elections
Date: Tuesday, May 6, 2025 9:14:28 AM

10

Aloha Ms. Hunt,

Thank you for your persistence. Chain of Custody has arisen as a major issue since converting to an all Mail In Ballot Election System in 2020.

In Person Precinct Voting Chain of Custody was clearly in place in transport from Clerks' Offices to Precinct Polling Places and back to Clerk/Election Offices and Counting Centers. Under control were Unvoted Ballots to Precincts, Voted & Unvoted Ballots to Clerks' Office & County Counting Centers.

The United States Postal Service "securely" controls Delivery of Unvoted Ballots and Return of Voted Ballots.

Chain of Custody concerns will be addressed in a near future Hawaii Election Commission meeting, with your Complaint included in that Agenda item.

Aloha,
mike

Michael Curtis

c [REDACTED] fax [REDACTED]

from Poipu Beach, the Leading Edge of the Known Universe

From: Michael Curtis
To: Laura & Ralph Cushnie
Cc: OE.Elections.Commission
Subject: [EXTERNAL] Re: FW: Request for Commission Vote to Issue Subpoenas for Chain of Custody Documentation
Date: Tuesday, May 6, 2025 9:18:13 AM

11

Aloha Ralph,

Thank you for your persistence. Chain of Custody has arisen as a major issue since converting to an all Mail In Ballot Election System in 2020.

In Person Precinct Voting Chain of Custody was clearly in place in transport from Clerks' Offices to Precinct Polling Places and back to Clerk/Election Offices and Counting Centers. Under control were Unvoted Ballots to Precincts, Voted & Unvoted Ballots to Clerks' Office & County Counting Centers.

The United States Postal Service "securely" controls Delivery of Unvoted Ballots and Return of Voted Ballots.

Chain of Custody concerns will be addressed in a near future Hawaii Election Commission meeting, with your Complaint included in that Agenda item.

Aloha,
mike

Michael Curtis

c

fax

from Poipu Beach, the Leading Edge of the Known Universe

On Mon, May 5, 2025 at 9:08 AM OE.Elections.Commission

<[REDACTED]> wrote:

Hi Chair Curtis.

Please see email from Commissioner Cushnie below.

Thank you.

Voter Services

Hi Chair Curtis.

12

[REDACTED]

[REDACTED]

Thank you.

Jordan A. K. Ching

Deputy Attorney General

Commerce and Economic Development Division

Department of the Attorney General (Ka 'Oihana o ka Loio Kuhina)

425 Queen Street

Honolulu, Hawaii 96813

Office: (808) [REDACTED]

Email: [REDACTED]

Confidentiality Notice: This email message (and any attachments) is for the sole use of the intended recipient(s). It may contain confidential and/or privileged information. It might also be protected from disclosure under the Hawai'i Uniform Information Practices Act (UIPA) or other laws or regulations. Any review, use, disclosure, or distribution by unintended recipients is prohibited. If you are not the intended recipient, please contact the sender immediately in a separate e-mail and destroy the original message and any copies.

From: Michael Curtis <[REDACTED]>

Sent: Wednesday, May 14, 2025 6:43 AM

To: Ching, Jordan AK <[REDACTED]>

Cc: OE.Elections.Commission <[REDACTED]> Michael Curtis
<[REDACTED]>

Subject: [EXTERNAL] Re: Re: Notice of Appeal from Denial of Access to General Records (U APPEAL 25-32)

13

Aloha Jordan,

[REDACTED]

Aloha,
mike

Michael Curtis

c [REDACTED] fax [REDACTED]

[REDACTED]

from Polpu Beach, the Leading Edge of the Known Universe®

From: Ching, Jordan AK <[REDACTED]>
Sent: Wednesday, May 14, 2025 8:58 AM
To: [REDACTED]
Cc: OE.Elections.Commission <[REDACTED]>
Subject: RE: [EXTERNAL] Re: Re: Notice of Appeal from Denial of Access to General Records (U
APPEAL 25-32)

14

[REDACTED]

[REDACTED]
[REDACTED]

Just as an FYI to everyone, I will be out of office from tomorrow May 15 to May 27, and may not be able to respond to emails during that time. If there is anything that requires immediate attention, please call our general line at [REDACTED]

Thank you again everyone,

Jordan A. K. Ching
Deputy Attorney General
Commerce and Economic Development Division
Department of the Attorney General (Ka 'Oihana o ka Loio Kuhina)
425 Queen Street
Honolulu, Hawaii 96813
Office: (808) [REDACTED]
Email: [REDACTED]

Confidentiality Notice: This email message (and any attachments) is for the sole use of the intended recipient(s). It may contain confidential and/or privileged information. It might also be protected from disclosure under the Hawai'i Uniform Information Practices Act (UIPA) or other laws or regulations. Any review, use, disclosure, or distribution by unintended recipients is prohibited. If you are not the intended recipient, please contact the sender immediately in a separate e-mail and destroy the original message and any copies.

(15)

From: [OE.Elections.Commission](#)
To: Ching, Jordan AK; [REDACTED]
Cc: [OE.Elections.Commission](#)
Subject: RE: [EXTERNAL] Re: Re: Notice of Appeal from Denial of Access to General Records (U APPEAL 25-32)
Date: Wednesday, May 14, 2025 9:00:08 AM
Attachments: [Curtis OE Communications - January 2025.pdf](#)

Hi Jordan,

[REDACTED]
[REDACTED]
[REDACTED]

Thank you,

Raymund de Vega

Voter Services

State of Hawaii, Office of Elections

(808) 453-VOTE (8683)

[REDACTED]

Office: (808) [REDACTED]

Email: [REDACTED]

Confidentiality Notice: This email message (and any attachments) is for the sole use of the intended recipient(s). It may contain confidential and/or privileged information. It might also be protected from disclosure under the Hawai'i Uniform Information Practices Act (UIPA) or other laws or regulations. Any review, use, disclosure, or distribution by unintended recipients is prohibited. If you are not the intended recipient, please contact the sender immediately in a separate e-mail and destroy the original message and any copies.

16

From: [OE.Elections.Commission](#)
To: [OE.Elections.Commission](#); Ching, Jordan AK; [REDACTED]
Subject: RE: [EXTERNAL] Re: Re: Notice of Appeal from Denial of Access to General Records (U APPEAL 25-32)
Date: Wednesday, May 14, 2025 11:08:26 AM

Hi Jordan,

[REDACTED]

Thank you,

Raymund de Vega
Voter Services
State of Hawaii, Office of Elections
(808) 453-VOTE (8683)

[REDACTED]

From: Ching, Jordan AK <[REDACTED]>
Sent: Wednesday, May 14, 2025 11:11 AM

To: OE.Elections.Commission <[REDACTED]>

Subject: RE: [EXTERNAL] Re: Re: Notice of Appeal from Denial of Access to General Records (U
APPEAL 25-32)

17

[REDACTED]
[REDACTED]
[REDACTED]

[REDACTED]
[REDACTED]

Thank you!

18

From: [OE.Elections.Commission](#)
To: Ching, Jordan AK; [OE.Elections.Commission](#); [REDACTED]
Subject: RE: [EXTERNAL] Re: Re: Notice of Appeal from Denial of Access to General Records (U APPEAL 25-32)
Date: Wednesday, May 14, 2025 11:24:10 AM

[REDACTED]

Thanks,
Ray

From: OE.Elections.Commission
To: Michael Curtis; Michael C Curtis, REALTOR; Ching, Jordan AK
Cc: OE.Elections.Commission
Subject: Records Requests - Communications between Chair Curtis and OE
Date: Friday, May 30, 2025 3:46:02 PM
Attachments: RE EXTERNAL Records Request for Office of Elections 11-156 Certificate of results form for the 2024 Kauai County council race. #1422.msg
RE EXTERNAL Records Request for Office of Elections All communications between Mike Curtis and the office of elections for the month of March 2025 #1375.msg
RE EXTERNAL Records Request for Office of Elections All communications between Mike Curtis and the office of elections for the month of December 2024 #1378.msg
RE EXTERNAL Records Request for Office of Elections All communications between Mike Curtis and the office of elections for the month of October 2024 #1380.msg
RE EXTERNAL Records Request for Office of Elections How many people have signed up for automatic notifications of Elections Commissions meetings. #1329.msg
RE EXTERNAL Records Request for Office of Elections All communications between Mike Curtis and the office of elections for the month of October 2024 #1380.msg
RE EXTERNAL Records Request for Office of Elections All communications between Mike Curtis and the office of elections for the month of December 2024 #1378.msg
RE EXTERNAL Records Request for Office of Elections All communications between Mike Curtis and the office of elections for the month of March 2025 #1375.msg
RE EXTERNAL Records Request for Office of Elections All communications between Mike Curtis and the office of elections for the month of March 2025 #1375.msg
RE EXTERNAL Records Request for Office of Elections All communications between Mike Curtis and the office of elections for the month of October 2024 #1380.msg
RE EXTERNAL Records Request for Office of Elections All communications between Mike Curtis and the office of elections for the month of December 2024 #1378.msg
UIPA 403 Forbidden Message - 1375.JPG
UIPA 403 Forbidden Message - 1378.JPG
UIPA 403 Forbidden Message - 1380.JPG

Chair Curtis & Jordan,

[REDACTED]

- [REDACTED]

- [REDACTED]

- [REDACTED]

- [REDACTED]

- [REDACTED]

- [REDACTED]

- [REDACTED]
[REDACTED]
[REDACTED]
[REDACTED]

- [REDACTED]
[REDACTED]

[REDACTED]

Thank you,

Raymund de Vega
Voter Services
State of Hawaii, Office of Elections
(808) 453-VOTE (8683)
[REDACTED]

From: Ching, Jordan AK
To: OE.Elections.Commission; Michael Curtis; Michael C Curtis, REALTOR
Subject: RE: Records Requests - Communications between Chair Curtis and OE
Date: Friday, May 30, 2025 4:14:13 PM



Hi Raymund,

[REDACTED]

Have a great weekend.

Jordan A. K. Ching
Deputy Attorney General
Commerce and Economic Development Division
Department of the Attorney General (Ka 'Oihana o ka Loio Kuhina)
425 Queen Street
Honolulu, Hawaii 96813
Office: (808) [REDACTED]
Email: [REDACTED]

Confidentiality Notice: This email message (and any attachments) is for the sole use of the intended recipient(s). It may contain confidential and/or privileged information. It might also be protected from disclosure under the Hawai'i Uniform Information Practices Act (UIPA) or other laws or regulations. Any review, use, disclosure, or distribution by unintended recipients is prohibited. If you are not the intended recipient, please contact the sender immediately in a separate e-mail and destroy the original message and any copies.

From: [REDACTED]
To: [OE.Elections.Commission](#)
Subject: [EXTERNAL] #2 Formal Complaint against Mike Curtis, Election Commission Chair
Date: Friday, August 22, 2025 10:02:25 AM

Hello Mr. Curtis:

THIS IS A COMPLAINT AGAINST MIKE CURTIS. PLEASE FORWARD THIS TO ALL COMMISSIONERS AND ADD IT TO THE AGENDA.

Please confirm it is received.

I am filing a 2nd formal complaint against you for the following:

1. As Chair and the receiver of election complaints you are attempting to ignore my first complaint against you for malfeasance of fiduciary duty filed two days ago. You have still not confirmed it was received as was requested in the complaint.

My complaint was received as I confirmed it was by calling the Elections Office. I was told it was sent to you directly.

And 2) it was not added to the agenda of the next election commission meeting.

I have also filed a complaint with the Hawaii State Ethics Commission about your conduct regarding complaints against you and how you are censoring them from the other election commissioners.

I look forward to testifying at the meeting about this situation regarding your continued malfeasance and collusion behaviors as the acting chair.

Sincerely,

AnnMarie Hamilton

From: [ANNMARIE HAMILTON](#)
To: [OE.Elections.Commission](#); annmariehamilton10@gmail.com
Subject: [EXTERNAL] Formal Complaint against Mike Curtis, Election Commission Chair
Date: Wednesday, September 24, 2025 9:47:14 AM

Aloha,

Let me rephrase my response: Thank you for confirming receipt of my complaint, but I must respectfully object to the way it is being processed.

Under HRS Chapter 92 (Sunshine Law), the Elections Commission is required to conduct its business “as openly as possible” (HRS §92-1). Complaints submitted under HAR §3-170 are matters before the Commission, not the Office of Elections, and they must be made available to the public and to all commissioners in a timely and transparent manner.

Forwarding my complaint exclusively to the Office of Elections for a response, while withholding it from the Commission and the public until such time as “the Chair determines,” violates the spirit and the letter of Chapter 92. The Sunshine Law requires that:

- All commissioners must have equal access to correspondence, complaints, and materials before the body.
- The public has the right to see complaints and responses docketed and discussed as part of the Commission’s official record.
- The Chair may not act as gatekeeper to suppress or delay items of Commission business.

Accordingly, the Chair of the Elections Commission — not the Office of Elections — must acknowledge and answer this complaint. The Office of Elections is the subject of Commission oversight, not the arbiter of complaints against the Commission itself.

I therefore request that:

1. My complaint (ECC-25-002) be distributed immediately to all commissioners and posted with the Commission’s meeting materials for public review.
2. The Chair, as the presiding officer, issue the formal response on behalf of the Commission.
3. This item be docketed for the next scheduled Commission meeting, without delay or suppression, in compliance with the Sunshine Law.

Please confirm that these Sunshine Law obligations will be met.

Sincerely,

AnnMarie Hamilton

From: OE.Elections.Commission <elections.commission@hawaii.gov>

Sent: Tuesday, September 23, 2025 4:15 PM

To: annmariehamilton10@gmail.com; OE.Elections.Commission
<elections.commission@hawaii.gov>

Subject: RE: [EXTERNAL] Formal Complaint against Mike Curtis, Election Commission Chair

Aloha,

This is to confirm receipt of your formal complaint. This, and your attached subsequent email, have been assigned the following number: ECC-25-001. It has been forwarded to the Office of Elections to provide it the opportunity to respond. It will appear on an Elections Commission meeting agenda when time allows as determined by the Chair.

Thank you,

Office of Elections

(808) 453-VOTE (8683)

elections@hawaii.gov

From: annmariehamilton10@gmail.com <annmariehamilton10@gmail.com>

Sent: Wednesday, August 20, 2025 7:47 AM

To: OE.Elections.Commission <elections.commission@hawaii.gov>

Subject: [EXTERNAL] Formal Complaint against Mike Curtis, Election Commission Chair

To the Hawaii Election Commission, Office of elections, and staff that is responsible for communications with Commissioners:

Please accept this email as my Formal Complaint. This is not a request for information. Please ensure that it is properly categorized for the next meeting Agenda (which may be August 27th) as a Formal Complaint.

Please confirm receipt of this email complaint and confirm that this complaint and the supporting documentation (in its entirety which consists of copies of 20 relevant emails of 27 pages at 450Kb) that I address in my complaint have been forwarded to **ALL HAWAII ELECTION COMMISSIONERS.**

My name is AnnMarie Hamilton and I'm a concerned Hawaiian citizen from Kauai County. This is my complaint with the commission against Mike Curtis for malfeasance and dereliction of fiduciary duty as the Chair of the Elections Commission.

These are the foundational facts of my complaint:

I have attached in this complaint 20 emails dated April 17, 2025 through May 30, 2025

regarding correspondence regarding direct Election Commission business.

These emails were obtained by Mr. Cushnie through a Freedom Of Information act aka FOIA from the Office of Information Practices which is outline in email 1.

I have put these emails in date order and have numbered them for easy viewing and reference.

I would like to draw your attention to emails from Ralph Cushnie that are numbered 3, 4, 5, and 6. These are all requests by Mr. Cushnie for information and investigations regarding various serious anomalies and inconsistencies in our electoral process.

I would also like to refer you to email 7 from Jennifer Hunt who also filed a complaint for serious anomalies and inconsistencies in our electoral process.

And finally I would like to refer you to email 8 Title "Chain of Custody Questions" from Mike Curtis, acting Elections Commission Chair to Scott Nago, acting Chief Elections Officer.

In this email #8 you will read that Mr. Curtis asks Mr. Nago directly about how to respond to Mr. Cushnie's and Ms. Hunt's various election process concerns against Mr. Nago.

This #8 email is the foundational basis for my complaint against Mr. Curtis in his capacity as an Elections Commissioner.

Referencing the email: Mr. Curtis asks Mr. Nago **"What do you think is appropriate?"** regarding the Election Commission response to the many complaints the commission has received from Mr. Cushnie and Ms. Hunt.

Mike Curtis then lists several **"knee jerk reactions"** which I assume he means possible responses to their concerns.

Mike Curtis goes on to state in the email to Scott Nago **"a PIG/Task force could be used with a commissioner from each island but I don't think appropriate here."**

Mike Curtis continues to address Mr. Scott Nago by stating **"Requesting an AG (Attorney General) analysis and response could be much more direct and definitive"**.

And finally his last sentence to Mr. Nago states **"Please advise"**.

I would like to point out what is extremely obvious by this written email exchange between Mr. Nago and Mr. Curtis the following:

There is COLLABERATION and COLLUSION involved between the acting chair of the Elections Commission which is the entity IN CHARGE of investigating election complaints against Mr. Nago, who is the OBJECT of the complaint.

This is fiduciary malfeasance and a direct violation of the sworn fiduciary duty of the Election Commission by the ACTING Election Commission Chair.

Further, I believe this direct communication between Mr. Curtis, acting Chair, and Mr. Nago, CEO, is an attempt to thwart or downplay the Hawaiian Public's concern about evidence that Hawaii is fraudulently certifying elections under Mr. Nago WITHOUT the proper chain of custody documentation as well as not adhering to many other election laws.

The duties of the Election Commission are simple and straightforward and outlined in HRS _

§11-7.5 Duties of the elections commission. The duties of the elections commission are to:

- (1) Hold public hearings;
- (2) **Investigate and hold hearings for receiving evidence of any violations and complaints;**
- (3) Adopt rules pursuant to chapter 91;
- (4) Employ, without regard to chapter 76, a full-time chief election officer, pursuant to section 11-1.6;
- (5) Conduct a performance evaluation of the chief election officer within two months after the date a general election is certified;
- (6) Hold a public hearing on the performance of the chief election officer and consider the information gathered at the hearing in deliberations on the chief election officer's reappointment; and
- (7) Advise the chief election officer on matters relating to elections. [L 2004, c 57, pt of §6; am L 2015, c 173, §2]

Mr. Curtis has erroneously and repeatedly misinformed the public about what the actual job of the Hawaii Elections Commission is as he has repeatedly tells the public in these election meetings that “our job as commissioners is “advisory” only”.

In my opinion that is factually not correct and is an attempt at gaslighting, deflecting, avoiding, and delaying investigations into election laws not being followed by Mr. Nago who is an “at will” employee of the Elections Commission.

“At will” employee in the state of Hawaii, means he can be terminated for any reason, or no reason **AT ANY TIME.**

The Hawaii State Election Commission has hiring and also firing authority over an employee which also infers the Hawaii Election Commission also has vast **investigative authority** over the Chief Election Officer in order to confirm the possible need for termination of that employee.

Further, the State of Hawaii Elections Commission has an **obligation and fiduciary duty to investigate, question, subpoena if necessary, force compliance, force adherence to laws.** and come to valid conclusions about the job the Chief Elections Officer is doing running the Hawaii state elections **AND** if that employee is not following his job duties or the law then you have a **fiduciary duty** to fire him and hire someone that can do the job properly according to the Hawaii state election laws.

The commissions job is not to hire someone to run Hawaii's elections that does not do the job according to election law and then reward that person by continuing to extend his employment, giving him pay raises, and doing zero investigations as is being done with Mr. Nago.

And doing this all over the very loud objections of the public and mounting overwhelming evidence against Mr. Nago.

And the job of the Hawaii State Election Commission Chair certainly does not include asking the Chief Elections Officer **how the commission should respond to a citizen's or commissioner's complaint against him as is shown in these emails.**

These emails in my opinion are a smoking gun of evidence of malfeasance and breaking fiduciary duty of the Election Commission as guardian of our state Elections.

The Hawaii State Elections Commission is the one and ONLY state entity that is empowered to investigate and make direct changes to our Chief Elections Officer in order to facilitate and ensure the voting public's trust in their state elections.

It is not the state, county or even federal judges job to enforce election laws. It is not we the people's job. It is not the county and state politician's job to enforce election laws.

IT IS, however, the sole role of the Hawaii Election Commission to be the final judge and jury and enforcement arm of Hawaii's election laws through their investigative powers and their supervisory employment of the State's Chief Elections Officer.

That enforcement arm of election integrity begins and ends with the hiring, firing and investigating and holding accountable the Chief elections officer.

I feel that this correspondence shows that Mr. Curtis sought Mr. Nago's input in the commission's response to several different election process complaints in order to possibly minimize and/or dismiss credible and legitimate concerns that were filed with the commission regarding Mr. Nago's performance as our Chief Elections Officer.

As we are all aware, Mr. Curtis as an Election Commissioner is tasked with investigating complaints and concerns with Mr. Nago's supervision and oversight of Hawaii's state elections.

In this exchange Mr. Curtis is clearly asking Mr. Nago (the very person he is tasked with hiring, supervising, investigating and possibly firing) how Mr. Curtis, the Election

Commission Chair **should respond to Mr. Cushnie's and Ms. Hunt's complaints.**

This blatant disregard for the important fiduciary duties of the Election Commission Chair to the public and his fellow commissioners is extremely telling and troubling.

Following election laws to the letter which includes proper documentation of Chain of custody of ballots is the bedrock which all other elections laws stand on.

Without documented Chain of Custody no election that can be certified.

An election conducted without documented chain of custody is nothing more than a "(s)election" by whomever is perpetrating and supporting the lack of adherence to proper chain of custody and other election laws.

Further, in my opinion a critical component of facilitating election fraud through a lack of chain of custody and other ballot security lapses is **the accompanying deflection, avoidance, and outright gaslighting perpetuated on the Hawaiian citizenry and anyone that dares tries to bring this criminality to light.**

Myself and many others have been testifying about the lack of Chain of Custody in Hawaii's elections for years now, and only recently under intense public pressure the commissioners were able to get enough votes to conduct its first investigations after nine years that uncovered a disturbing lack of chain of custody on Kauai.

This prolonged avoidance of conducting investigations into viable and substantive evidence of illegality in our elections that have been brought before the commission is something that has been very uncomfortable for myself to watch over several years of attending these meetings by zoom.

But now that these emails between Mr. Curtis and Mr. Nago have been foia'd and exposed, this prolonged avoidance makes much more sense. As these emails shows a blatant disregard by the chair for the duties of the election Commission and it also shows a blatant attempt to collude and collaborate with the Chief Elections Officer to explain away or suppress or delay lack of chain of custody evidence being brought to light.

This is completely unacceptable to the people of Hawaii who have entrusted their elections to this Elections Commission Board.

As a community of concerned citizens we've been blowing the whistle of the lack of chain of custody for a very long time now. Here we find the direct emails between Mr. Curtis and Mr. Nago where **Mr. Curtis is clearly taking a concerned citizens complaint to the very person that complaint is against and asking him to help him draft a response to those concerns.** This shows that Mike Curtis has a complete lack of understanding of his duty as a commissioner and especially as a Chair of this Elections Commission.

Personally, I am beyond offended by this email. **I am outraged.**

Mr. Curtis thought so little of the public's viable and substantive "chain of custody" and other election concerns that he attempts to engage the very person that is in charge of election law adherence **HIS OPINION of how the commission should respond to the complaints.**

I am outraged and frankly I have had enough of this gaslighting of our election process concerns.

I and the good people of Hawaii do not have to put up with this continuous and maddening lack of accountability, lack of transparency, lack of investigations, lack of anything remotely resembling enforcement of the election laws of our state.

Due to this blatant disregard for the duties of the election commission and specifically the duties of Chair of the election commission

I firmly ask that the Commission make a motion to terminate Mr. Curtis' position as an election commissioner effective immediately.

The reasons for this action are clear:

1. Mr. Curtis clearly does not understand his role as Chair
2. Mr. Curtis does not respect or understand the duties of a commissioner.
3. Mr. Curtis obviously does not respect or understand the role of the Hawaii Election commissions important duties as the final enforcement arm of Hawaii's election laws in their role of employing, **investigating** and firing if necessary the Chief Election Officer.

During the meeting of August 27th, I would like to ask the Commission to make a motion, and 2nd the motion, and then take a vote to remove Mike Curtis from the election commission entirely and vote in a new Elections Commission Chair, one that does understand his job and his responsibilities to the voters of Hawaii.

I would advise that person nominated to be Elections Chair to be Ralph Cushnie.

In my opinion Ralph Cushnie is the Election Commissioner that has done the most for the people of Hawaii in bringing back trust, transparency and accountability to our Hawaiian election process, and he does so bravely in the face of extreme opposition by several fellow commissioners and especially current Chair Mike Curtis.

I believe that this is the only remedy for this situation and if trust and faith in the election commission is to continue it must continue on a firm foundation of accountability and transparency.

Given this serious documented evidence of **collusion and collaboration between The Hawaii Election Commission Chair and his "at will" employee Chief Elections Officer Scott Nago** we cannot have that firm foundation as long as Mr. Curtis is involved in the commission in any way.

Sincerely,

Kuokoa ola Loihi

Long live Freedom,

AnnMarie Hamilton

Kauai Citizen and concerned voter

Note: Please contact me by email if you need further information for this complaint and I will respond promptly.



**STATE OF HAWAII
OFFICE OF ELECTIONS**

802 LEHUA AVENUE
PEARL CITY, HAWAII 96782
elections.hawaii.gov

SCOTT T. NAGO
CHIEF ELECTION OFFICER

September 30, 2025

VIA EMAIL

Elections Commissioner Ralph Cushnie

RE: ECC-25-002

Dear Commissioner Cushnie,

This is in response to your correspondence dated September 22, 2025, which appears to assert malfeasance by the Elections Commission Chair for failure to submit the biennial report to the Legislature.

To the extent your correspondence could be considered a complaint regarding an administrative act of the Office of Elections, and you are seeking something within the jurisdiction of the Elections Commission, the administrative rules of the Elections Commission provide our office with an opportunity to respond. HAR §§ 3-170-6 & 3-170-8.

Pursuant to HRS § 11-8.5, "[t]he elections commission shall develop and implement and elections review program" and submit a biennial evaluation to the Legislature "not less than twenty days prior to the convening of each regular session held in odd-numbered years." As the 2025 legislative session convened on January 15, 2025, the twentieth day prior to it was December 26, 2024.

Your correspondence appears to assert that Chair Curtis should be held responsible for the Elections Commission having not filed a biennial evaluation to the Legislature. However, we find that your assertion does not account for the various factors related to the conduct of boards and commission meetings and it is not clear how your correspondence distinguishes between the responsibility of Chair Curtis and

Commissioner Ralph Cushnie
September 30, 2025
Page 2

the Elections Commission as a whole. Specifically, HRS § 11-7 provides, in part, that “[t]he [E]lections [C]ommission shall act by majority vote of its membership.”

Additionally, it is not clear in your correspondence how the Office of Elections is responsible for this alleged violation.

Finally, we would note, Elections Commission complaints “shall be made in writing and must be filed within 90 days from the date of the incident or occurrence.” HAR§ 3-170-7. Specifically, it has been more than 90 days since the date a biennial evaluation to the Legislature was due, (i.e., December 26, 2024).

This concludes our response to your complaint. Consistent with HAR § 3-170-8, a copy of this response is being forwarded to the Elections Commission.

Very truly yours,

A handwritten signature in black ink, appearing to read 'SCOTT T. NAGO', with a long horizontal flourish extending to the right.

SCOTT T. NAGO
Chief Election Officer

STN:AS:nn
OE-25-118

Enclosure

cc: Elections Commission

From: [Ralph Cushnie \(EC\)](#)
To: [OE.Elections.Commission](#)
Cc: [OIP](#)
Subject: [EXTERNAL] Formal Complaint under HAR §3-170, Subchapter 2 – Malfeasance by Chair for Failure to Submit Biennial Report to Legislature
Date: Monday, September 22, 2025 8:50:08 AM
Attachments: [2021-02-10-Supplemental-Biennial-Report.pdf](#)

Dear Commissioners,

Pursuant to Hawai'i Administrative Rules (HAR) §3-170, Subchapter 2, I hereby file this formal complaint regarding the Elections Commission Chair's failure to fulfill a statutory obligation under HRS §11-8.5.

I. LEGAL REQUIREMENT

HRS §11-8.5 requires the Elections Commission to:

“Submit the findings and recommendations from the biennial evaluation to the legislature, not less than twenty days prior to the convening of each regular session held in odd-numbered years.”

The Commission has historically issued Biennial Reports to the Legislature, including:

- December 22, 2022 – Biennial Report
- February 10, 2021 – Supplemental Biennial Report
- January 21, 2021 – Biennial Report
- December 26, 2018 – Biennial Report
- December 28, 2016 – Biennial Report

No such report was submitted in 2025, despite the clear statutory mandate.

II. NATURE OF THE VIOLATION

By failing to submit the required biennial report, the Chair has:

1. Neglected a direct statutory duty under HRS §11-8.5(5).
 2. Denied the Legislature critical findings and recommendations about the performance of elections.
 3. Undermined transparency, accountability, and the credibility of the Commission.
-

III. REQUIREMENT TO INCLUDE P.I.G. REPORTS

On August 27, 2025, the Commission received the Final Permitted Interaction Group (P.I.G.) Report on Chain of Custody and 2024 Election Irregularities. This report concludes that Hawai'i's elections results based on electronic records are unverifiable.

Other issues include missing chain-of-custody records, unaccounted ballot discrepancies, and suppression of complaints.

Because HRS §11-8.5 requires the Commission to review the operation and performance of elections and make recommendations, the biennial report must include

the P.I.G. report in full or by reference. The Chair's refusal or failure to ensure its inclusion constitutes suppression of material findings that the Legislature is entitled to receive.

IV. FAILURE TO ADDRESS PRIOR REPORTS

In addition, the Legislature and the Commission have failed to address the February 10, 2021 Supplemental Biennial Report submitted by then-Chair F.M. Scotty Anderson, which specifically recommended:

1. *"Verifiable chain of custody of ballots at every stage of transportation and handling;"* and
2. *"Ensure ballot tracking is in place for the 2022 Elections in coordination with the United States Postal Service."*

Neither the Legislature nor the Commission has acted on these critical recommendations, despite their clear relevance to the chain-of-custody failures and ballot discrepancies documented in the 2024 General Election.

V. GROUNDS FOR MALFEASANCE

The Chair's failure to submit the 2025 biennial report, and to ensure it included both the 2025 P.I.G. findings and prior Commission recommendations, constitutes malfeasance in office. This is a willful neglect of duty in direct violation of law.

VI. RELIEF REQUESTED

I respectfully request that the Elections Commission, under HAR §3-170, Subchapter 2:

1. Accept and docket this complaint as a formal matter before the Commission.
2. Direct immediate preparation and submission of the overdue 2025 Biennial Report to the Legislature.
3. Ensure that the Final P.I.G. Report dated August 27, 2025, and the February 10, 2021 Supplemental Biennial Report are included in the report by reference or in full.
4. Formally censure the Chair for violating HRS §11-8.5.
5. Consider removal or replacement of the Chair if compliance is not immediately achieved.

The Commission's credibility depends on strict adherence to statute and rule. Failure to submit the biennial report not only violates the law but obstructs the Legislature's ability to exercise oversight of elections in Hawai'i.

Sincerely,
Ralph Cushnie

malfeasance

wrongdoing or misconduct especially by a public official



F.M. SCOTTY ANDERSON
ELECTIONS COMMISSION CHAIR

**STATE OF HAWAII
ELECTIONS COMMISSION**

February 10, 2021

The Honorable Ronald D. Kouchi
President and Members
of the Senate
Thirty First State Legislature
State Capitol, Room 409
Honolulu, Hawaii 96813

The Honorable Scott Saiki
Speaker and Members of the
House of Representatives
Thirty First State Legislature
State Capitol, Room 431
Honolulu, Hawaii 96813

Dear President Kouchi, Speaker Saiki, and Members of the Legislature:

For your information and consideration, I am transmitting a supplemental report to the "*Elections Commission's Biennial Evaluation of Elections Operation*," in accordance with Hawaii Revised Statutes §11-8.5.

Should you have any questions, please contact me at (808) 453-VOTE (8683).

Sincerely,

F.M. SCOTTY ANDERSON
Elections Commission Chair

SA:jk
EC-21-002a

Enclosure

c: Legislative Reference Bureau Library
Hawaii State Public Library System- Publications Distribution Center
UH Manoa Hamilton Library- Serials Department
Governor's Office
Lieutenant Governor's Office
Legislative Auditor
Department of Budget and Finance



F.M. SCOTTY ANDERSON
ELECTIONS COMMISSION CHAIR

**STATE OF HAWAII
ELECTIONS COMMISSION**

February 10, 2021

Elections Commission's Supplemental Biennial Evaluation of Elections Operation

Pursuant to Hawaii Revised Statutes § 11-8.5, the Elections Commission submits the following supplemental report concerning the operation of elections.

The Elections Commission recommends that the Legislature prioritize the following items:

- 1) Verifiable chain of custody of ballots at every stage of transportation and handling; and
- 2) Ensure ballot tracking is in place for the 2022 Elections in coordination with the United States Postal Service.

Please note that the meeting minutes of the Elections Commission's December 15, 2020 and January 21, 2021 meetings may be found at the following links:

- December 15, 2020: <https://elections.hawaii.gov/wp-content/uploads/2020-12-15-EC-Regular-Mtg-Minutes-FINAL.pdf>
- January 21, 2021: <https://elections.hawaii.gov/wp-content/uploads/2021-01-21-EC-Regular-Mtg-Minutes-FINAL.pdf>

Should you have any questions, you may contact me via email at [REDACTED] Attn: Scotty Anderson.

Respectfully submitted,

F.M. Scotty Anderson
Elections Commission Chair



**STATE OF HAWAII
OFFICE OF ELECTIONS**

802 LEHUA AVENUE
PEARL CITY, HAWAII 96782
elections.hawaii.gov

SCOTT T. NAGO
CHIEF ELECTION OFFICER

September 30, 2025

VIA EMAIL

Elections Commissioner Ralph Cushnie

RE: ECC-25-003

Dear Commissioner Cushnie,

This is in response to your complaint dated September 22, 2025, which appears to seek to debate the legal interpretation of HAR § 3-177-453. Specifically, you make reference to a letter submitted to the Elections Commission on March 17, 2025, and response on April 30, 2025, to a Uniform Information Practices Act request both of which you appear to argue are relevant to the appropriate legal interpretation of HAR § 3-177-453.

To the extent this could be considered a complaint regarding an administrative act of the Office of Elections, and you are seeking something within the jurisdiction of the Elections Commission, the administrative rules of the Elections Commission provide our office with an opportunity to respond. HAR §§ 3-170-6 & 3-170-8.

The position of the Office of Elections has already been established on HAR § 3-177-453 in the context of litigation that you have been involved in and that you are currently appealing. Additionally, we have previously commented on HAR § 3-177-453 to the Elections Commission and we have nothing to add to our previous submissions.

Additionally, we would note Elections Commission complaints "shall be made in writing and must be filed within 90 days from the date of the incident or occurrence." HAR§ 3-170-7. It has been more than 90 days since the records dated March 17, 2025, and April 30, 2025, that you reference in your complaint.

Commissioner Ralph Cushnie
September 30, 2025
Page 2

This concludes our response to your complaint. Consistent with HAR § 3-170-8, a copy of this response is being forwarded to the Elections Commission.

Very truly yours,

A handwritten signature in black ink, appearing to read 'SCOTT T. NAGO', with a long horizontal flourish extending to the right.

SCOTT T. NAGO
Chief Election Officer

STN:AS:nn
OE-25-119

Enclosure

cc: Elections Commission

From: [Ralph Cushnie \(EC\)](#)
To: [OE.Elections.Commission](#)
Subject: [EXTERNAL] Formal Complaint
Date: Monday, September 22, 2025 5:07:32 PM
Attachments: [Formal Complaint.pdf](#)

Hello,

Please put my formal complaint on the agenda in accordance with HAR-3-170-Subchapter 2

Sincerely,

Ralph Cushnie

**To STATE OF HAWAII
ELECTIONS COMMISSION**

FORMAL COMPLAINT
Filed pursuant to HAR §3-170, Subchapter 2

Complainant:
Ralph Cushnie, Elections Commissioner

Respondent:
Office of Elections / Chief Election Officer Scott T. Nago and Elections Commission

I. INTRODUCTION

This complaint is filed in accordance with HAR §3-170, Subchapter 2, concerning the administration of the 2024 General Election and subsequent representations made by the Chief Election Officer, Scott T. Nago. The subject matter involves contradictions between Mr. Nago's statements to the Elections Commission, the legal requirements of HAR §3-177-453, and disclosures made under Hawai'i's Uniform Information Practices Act (UIPA).

II. BACKGROUND

On March 17, 2025, Mr. Nago submitted a letter to the Elections Commission purporting to explain the respective roles of the State Office of Elections and the county clerks. In that letter, Mr. Nago stated:

"As an example, the counties receive, validate, and track return identification envelopes, from voters using the statewide voter registration system... The tracking mechanism in the statewide voter registration system effectuates the language of HAR §3-177-453(b)... In other words, the 'form' is electronic in that the county clerks interact with the statewide voter registration system for purposes of tracking the issuance, receipt, and spoiling of ballots."

He further asserted: "One of the benefits of the roles and responsibilities of election officials being divided is that it naturally establishes checks and balances of the processes such that there is no single entity completing all tasks and reconciliation."

However, a UIPA Notice dated April 30, 2025, confirms that Chief Election Officer Scott T. Nago is the administrator of the Statewide Voter Registration System (SVRS) and that the system is "defined, maintained, and administered at the State level."

III. LEGAL REQUIREMENTS

HAR §3-177-453(b) clearly states:

“The clerk shall maintain a complete and current count of all marksense ballots issued, spoiled, and received in their county. The accounting of marksense ballots by the clerk shall be recorded on forms prescribed by the chief election officer.”

HAR §3-177-453(a) further requires:

“The chief election officer or designated representative shall maintain a complete count of marksense ballots. All ballots shall be safeguarded to prevent mishandling or misuse.”

These provisions establish dual responsibilities—counties must maintain their own independent accounting, while the Chief Election Officer must also maintain a statewide count.

IV. CONTRADICTIONS AND GROUNDS FOR COMPLAINT

1. Contradiction of Responsibility

Mr. Nago claims that county clerks fulfill their statutory duty under HAR §3-177-453(b) by merely “interacting” with the SVRS. The UIPA response confirms that the SVRS is administered solely by the State, not the counties. Therefore, the counties do not independently control, maintain, or secure these records.

2. Checks and Balances Undermined

Mr. Nago states that dividing responsibilities ensures checks and balances. Yet, by centralizing control of the SVRS in his own office, Mr. Nago has effectively eliminated the counties’ ability to maintain independent records as required by law. This creates the very “single entity” control he claims does not exist.

3. Improper Documentation Practices

Mr. Nago acknowledges that counties differ in their documentation, some not even indicating the number of envelopes transferred. Observers were not permitted to verify envelope counts, only the number of trays, further weakening the chain of custody.

4. Failure to Comply with HAR §3-177-453(b)

By substituting the counties’ statutory obligation to maintain records with State-controlled electronic entries in the SVRS, the Office of Elections has violated the plain requirement that counties themselves “maintain a complete and current count” on forms prescribed by the Chief Election Officer.

V. RELIEF REQUESTED

Pursuant to HAR §3-170-7, the Complainant requests the Elections Commission to:

1. Find that the Office of Elections has violated HAR §3-177-453(b) by substituting State-controlled SVRS entries for county-maintained records.

2. Direct the Chief Election Officer to prescribe and require counties to maintain their own independent chain-of-custody records, separate from the SVRS.
3. Require immediate disclosure of all county-level forms documenting ballot issuance, receipt, spoilage, and transfer for the 2024 General Election.
4. Mandate corrective measures to restore checks and balances by ensuring counties—not the State alone—maintain legally required ballot accountability records.

Respectfully submitted,

A handwritten signature in blue ink, appearing to read "Ralph Cushnie", written over a horizontal line.

Ralph Cushnie

Elections Commissioner

Date: 9/22/25

From: [Suzanne Manzon](#)
To: [OE.Elections.Commission](#)
Subject: [EXTERNAL] Re: Elections Commission Meeting - October 1, 2025
Date: Thursday, September 25, 2025 8:40:38 PM

Aloha, I am concerned about integrity in elections. One county had about 19,000 more ballots than envelopes.
Another county had about 3,000 more ballots without signatures.
We need more fairness and accuracy. Otherwise we are allowing elected officials to hold positions of power and not having just elections.
We are registered voters and need to have fair and just elections.

Mrs. Manzon

On Thu, Sep 25, 2025 at 4:16 PM OE.Elections.Commission
<elections.commission@hawaii.gov> wrote:

Aloha,

Attached please find the agenda for the next Elections Commission meeting on **October 1, 2025 at 10:00 AM**. It has also been:

- Posted to the [State Calendar](#)
- Posted to the [OE website](#)

Mahalo,

Office of Elections

elections.commission@hawaii.gov

(808) 453-VOTE (8683)

This email was scanned by the Cisco IronPort Email Security System contracted by the Hawaii Dept of Education. If you receive suspicious/phish email, forward a copy to phishing-report@k12.hi.us. This helps us monitor suspicious/phish email getting thru. You will not receive a response, but rest assured the information received will help to build additional protection.

This is a staff email account managed by Hawaii Department Of Education School District. This email and any files transmitted with it are confidential and intended solely for the use of the individual or entity to whom they are addressed. If you have received this email in error please notify the sender.

Aloha Election Commission,

09/23/25

This is a request from the citizens of Hawai'i Nei. "We the People Demand" regarding voter fraud found and reported in Hawai'i Nei over the years and nothing done about it.

Whistle blowers reported countless descriptiveness, false names, multiple votes, etc but instead of an investigation the concerns, the Whistle blowers were fired or removed from the precincts?

So this Request is way over due:

1. Resignation of Scott Nago.
2. Resignation of Chair Curtis..
3. Count the votes with overseers.
4. Chain of Custody at all Counties.
5. New Election Chief Officer
6. Independent Overseer of any Audits.

We need Elections to be Fair, Honest and Just as We the People all deserve in our Free Republic.

Mahalo,


Judy Taggerty Onaga
73-1063 Loloa Drive
Kailua-Kona, HI 96740
(808)325-6551

ELECTIONS SEP 26 '25 PM 1:32

From: [Pikachu Billionaire](#)
To: [OE.Elections.Commission](#)
Subject: [EXTERNAL] Shelby "Pikachu" Billionaire Testimony for the October 1, 2025 Elections Commission Meeting
Date: Saturday, September 27, 2025 8:57:30 PM

****Subject**:** Shelby "Pikachu" Billionaire Testimony for the October 1, 2025 Elections Commission Meeting at 10am (Same time as the Honolulu City Council, which I will be attending and here is my testimony in advance, in case I am unable to make it on zoom)

Dear Esteemed Members of the Office of Elections Commission,

As Master Shelby "Pikachu" Billionaire, HRM, representing the Kingdom of The Hawaiian Islands and serving as Chairman of the Ohana Unity Party, I submit this detailed testimony and commentary on the agenda for the Elections Commission meeting scheduled for October 1, 2025. My remarks are rooted in a commitment to preserving the integrity of Hawaii's electoral process, upholding the principles of aloha, ohana, and pono (righteousness), and ensuring that the voices of the people of Hawaii are heard. Below, I address each agenda item with specific recommendations and concerns, urging the commission to prioritize transparency, accountability, and public trust in our democratic institutions. --- ****Item II: Introduction of New Commissioners**** The Ohana Unity Party extends a heartfelt aloha to Commissioners James Apana, who is completing the term of Jeffrey Kuwada, and John Sabas, who is completing the term of Peter Young. The introduction of new commissioners is a pivotal moment for the Elections Commission, as fresh perspectives can strengthen the body's commitment to fairness and integrity. I encourage Commissioners Apana and Sabas to approach their roles with a deep sense of responsibility to the people of Hawaii, particularly in addressing the serious concerns raised in this agenda. The Ohana Unity Party stands ready to support their efforts to ensure elections reflect the will of the people, free from irregularities or distrust.

****Recommendation**:** Provide a public forum or opportunity for Commissioners Apana and Sabas to share their visions for improving election oversight, fostering greater community engagement. ---

****Item IV: Approval of Written Minutes**** The approval of minutes from the meetings held on July 16, July 30, and August 27, 2025, is not merely procedural but a cornerstone of transparency. Having reviewed the written minutes, video recordings, and summaries available at the provided links (e.g., July 16 minutes: <https://elections.hawaii.gov/wp-content/uploads/2025-07-16-EC-Regular-Mtg-Minutes.pdf>, video: <https://www.youtube.com/watch?v=zWvxtZwFKe8>, and summary: <https://elections.hawaii.gov/wp-content/uploads/2025-07-16-EC-Written-Summary.pdf>, with similar

resources for July 30 and August 27), I note that Commissioner Cushnie's correspondence regarding the August 27 minutes raises concerns about potential inaccuracies. Accurate records are essential for maintaining public trust, as they serve as the official account of the commission's deliberations and decisions. ****Elaboration**:** Inaccurate or incomplete minutes can erode confidence in the commission's work, especially when sensitive issues like election integrity are at stake. For example, discrepancies in the August 27 minutes could affect how the public perceives the commission's handling of complaints or audits. The video recordings and summaries provide valuable context, but written minutes are the primary legal record. Any concerns raised by Commissioner Cushnie must be thoroughly investigated to ensure the minutes reflect the true proceedings. ****Recommendation**:**

Establish a formal process for reviewing and amending minutes when disputes arise, including public disclosure of any changes. I urge the commission to address Commissioner Cushnie's concerns transparently during the October 1 meeting and provide a detailed explanation of any revisions. --- ****Item V: Formal Complaints and Status of Independent Audit**** The discussion of formal complaints (ECC-25-001, ECC-25-002, ECC-25-003) and the independent audit is of utmost importance to the people of Hawaii. These complaints, filed by AnnMarie Hamilton and Ralph Cushnie, highlight serious allegations that demand rigorous scrutiny. The Chief Election Officer's update on procedures for addressing these complaints must be clear, comprehensive, and accessible to the public. Similarly, the status of the independent audit is critical, as it represents an opportunity to independently verify the integrity of our electoral processes. ****Elaboration**:** Formal complaints, such as those listed, often stem from public concerns about transparency, fairness, or procedural errors in elections. For instance, ECC-25-002 and ECC-25-003, both filed by Ralph Cushnie, may

relate to issues raised in Item VI (chain of custody and malfeasance), suggesting systemic concerns that require coordinated responses. The independent audit, meanwhile, is a proactive step to identify and rectify vulnerabilities in election administration. Delays or lack of clarity in the audit process could fuel public skepticism, particularly given the high-profile nature of recent election-related controversies in Hawaii. ****Recommendation****: The Chief Election Officer should provide a detailed report on the complaint resolution process, including timelines, responsible parties, and opportunities for public input. For the audit, I urge the commission to disclose its scope, methodology, and expected completion date. Public updates, perhaps through a dedicated section on the elections website, would enhance trust and accountability. --- ****Item VI: Commissioner Andrion's Permitted Interaction Group (PIG) Report**** Commissioner Andrion's PIG report addresses two critical issues: (a) complaints regarding the chain of custody of election ballots, and (b) claims of intentional malfeasance by County and State Clerks and Elections Officers during the 2024 Kauai County Councilmember Race. These issues are not only significant for Kauai but resonate across the state, as they touch on the fundamental trust in our electoral system. The report's relevance is underscored by its connection to legal proceedings in the Hawaii Supreme Court (#SCEC-24-0000797, Ralph S. Cushnie and more than thirty voters vs. Scott Nago and Jade Fountain-Tanigawa) and the 5th Circuit Court (#5CCV-25-0000041, Ralph S. Cushnie vs. Scott Nago and Jade K. Fountain-Tanigawa). ****Elaboration****: The chain of custody for election ballots is a critical safeguard to ensure votes are accurately counted and protected from tampering. Allegations of lapses in this process, as raised in the PIG report and legal cases, suggest potential vulnerabilities that could undermine election outcomes. The claims of intentional malfeasance are even more alarming, as they imply deliberate misconduct by officials entrusted with upholding democracy. The Kauai County Councilmember Race in 2024 has become a focal point for these concerns, with court cases highlighting disputes over election administration. For example, the Hawaii Supreme Court case involves multiple plaintiffs, indicating widespread community concern, while the 5th Circuit Court case, pursued by Ralph Cushnie pro se, underscores the urgency of addressing these allegations. ****Recommendation****: The commission must thoroughly review Commissioner Andrion's report and prioritize actionable reforms, such as enhanced chain-of-custody protocols (e.g., real-time tracking or independent oversight) and mandatory training for election officials. I urge the commission to engage with affected communities, particularly in Kauai, through public hearings to address these concerns. Additionally, the commission should coordinate with judicial authorities to ensure its actions align with ongoing legal proceedings. --- ****Item VIII: Commissioner Osterkamp's PIG Report**** Commissioner Osterkamp's report on election results discrepancies on the Big Island is a critical issue that demands immediate attention. Discrepancies in election results, whether due to clerical errors, technical issues, or other factors, can erode public confidence and raise questions about the validity of outcomes. While discussion and decision-making on this report are scheduled for a future meeting, the commission must lay the groundwork for a robust response. ****Elaboration****: Election results discrepancies, even if minor, can have significant consequences, particularly in close races or in communities with heightened scrutiny of election processes. The Big Island's unique geographic and demographic challenges may contribute to such issues, but they must be addressed systematically to prevent recurrence. The PIG report's findings could provide valuable insights into whether these discrepancies stem from procedural, technological, or human errors, and the commission's response will set a precedent for how similar issues are handled statewide. ****Recommendation****: The commission should publicly acknowledge receipt of Commissioner Osterkamp's report and commit to a transparent review process. I recommend forming a task force to analyze the report's findings and propose corrective measures before the next meeting. Engaging Big Island community leaders and stakeholders in this process would demonstrate the commission's commitment to inclusivity. --- ****Item IX: Discussion on Civility and Avoiding Improper Coercion**** The discussion on civility and preventing improper coercion of commissioners' votes is a vital step toward ensuring the Elections Commission operates with integrity and independence. As Chairman of the Ohana Unity Party, I believe that aloha and respect must guide all interactions, but these values must be balanced with robust protections against undue influence. ****Elaboration****: Commissioners must feel free to vote their conscience without fear of external pressure, whether

from other commissioners, public officials, or external groups. Improper coercion could manifest as lobbying, intimidation, or attempts to sway votes through non-transparent means. A culture of civility ensures that deliberations focus on facts and the public good, not personal or political agendas. This discussion is particularly timely given the contentious issues on this agenda, such as formal complaints and allegations of malfeasance. ****Recommendation****: Adopt a formal code of conduct for commissioners, outlining expectations for respectful dialogue and prohibiting coercive behaviors. Additionally, implement mechanisms for reporting and addressing suspected coercion, such as an independent ethics advisor. Publicly reaffirming the commission's commitment to impartiality would strengthen community trust. --- ****General Comments**** The agenda for the October 1, 2025 meeting addresses issues that strike at the heart of Hawaii's democratic process. As Master Shelby "Pikachu" Billionaire, HRM, and Chairman of the Ohana Unity Party, I call on the Elections Commission to approach these matters with the utmost seriousness, guided by the principles of aloha, ohana, and pono. The people of Hawaii deserve an electoral system that is transparent, accountable, and free from doubt. The formal complaints, audit, and PIG reports highlight systemic challenges that require bold action. I urge the commission to engage with the public through town halls, live-streamed updates, and accessible reporting to ensure that every voice is heard. The Ohana Unity Party is committed to supporting these efforts and advocating for a stronger, fairer democracy. I respectfully request that this testimony be included in the official record for the October 1, 2025 meeting and that the commission provide a public response to the concerns raised. I am available to provide further testimony or participate in discussions to advance our shared goal of electoral integrity. Mahalo nui loa for your dedication to serving the people of Hawaii and safeguarding our democratic process. Sincerely, Master Shelby "Pikachu" Billionaire, HRM Kingdom of The Hawaiian Islands, H.I. Ohana Unity Party, Chairman www.Ohanaunityparty.com Presidentbillionaire@gmail.com Facebook @Keiki'okalani Instagram @Ohanaunityparty IG @Legendarybillionaire X @Ohanaunityparty X @AmericanpartyOG Support The Channel, Like, Subscribe, Donate YouTube Channel @PikachuBillionaire <https://www.youtube.com/@pikachubillionaire> Venmo @Presidentbillionaire CashApp \$ShelbyBillionaire BTC Wallet 1sRfKDphW18hojoyTQVy9qQVSUtQgahYwj -

From: [D.A.Chappell](#)
To: [OE.Elections.Commission](#)
Subject: [EXTERNAL] Election Integrity in Hawaii
Date: Sunday, September 28, 2025 1:22:28 AM

We need paper ballots going forward! The rest can NOT be trusted.

Dale Ann Chappell

Maui resident 43 yrs

From: [Tom Berg](#)
To: [OE.Elections.Commission](#)
Cc: [Hamada Richard](#); [GMAIL-mikebuckhawaii](#); [CAPITOL2023-sengabbard](#); [CAPITOL2023-senawa](#); [Sen. Samantha DeCorte](#); [CAPITOL2023-repgarcia](#); [CAPITOL2023-reppierick](#); [Bob McDermott](#); [CAPITOL2023-repalcos](#); [Rep. Julie Reyes Oda](#); [Rep. Garner M. Shimizu](#); [Rep. Christopher L. Muraoka](#); [CAPITOL2023-repsouza](#); [Art Hannemam New](#); [Steveholck](#); [Tulsi Gabbard](#); [The Clay Travis & Buck Sexton Show](#); [pags@joepags.com](#)
Subject: [EXTERNAL] TESTIMONY OCT 1, 2025 = THE ELECTION FRAUD IS KILLING BABIES TOO
Date: Sunday, September 28, 2025 4:30:27 PM
Attachments: [10.1.2025.ELECTIONS COMMISSION MEETING.pdf](#)

Aloha State of Hawaii Elections Commission-

Please accept my testimony for the 10/1/2025 meeting. Mahalo- Tom Berg.

Sideline comment- I grew up with great friends who many were adopted. They were alive in my opinion because back in the day- people waited in line to vote as opposed to today, where mail-in voting makes killing babies a breeze.

Had we had mail-in voting in the 60's....I think many of my friends might have been snuffed out because the system made it easy to do it.

<https://elections.hawaii.gov/wp-content/uploads/2025-10-01-EC-Agenda-FINAL.pdf>

ELECTIONS COMMISSION MEETING OCTOBER 1, 2025

TESTIMONY IN SUPPORT OF ALL ACTIONS AS RECOMMENDED BY THE PIG PER AGENDA ITEMS # 6; # 7; AND # 8.

There is a radio program that airs on Saturdays @ 8AM on KHVH; located on the 830 am dial- it is called: "THE FREEDOM HOUR."

On September's 27th program, host Rick Hamada and guests provided discussion on the value of life / in reference to PRO LIFE (the egg and sperm when meet, is life) vs PRO DEATH (abortion).

How does the subject of PRO LIFE intertwine with the October 1, 2025 ELECTIONS COMMISSION MEETING? Here is my answer:

I and thousands more, endured waiting in line at least 3 hours plus to vote in-person on election day November 5, 2024.

Point is- the PRO LIFE candidate for U.S. Senate, Bob McDermott (R), creamed the PRO DEATH candidate Mazie Hirono (D), by almost a 2 to 1 margin applicable to the tally of those who voted in-person. Hence, for those that waited in-line to vote, the line consisted of a 2-to-1 margin in support of PRO LIFE CANDIDATES.

See, it is convenient, easy to do, in a matter of seconds, to put a checkmark next to candidates that are PRO DEATH and deposit such vote in the mail or drop box.

If it were required the voter who was voting for the PRO DEATH candidates had to stand in line for hours, they would abort themselves from voting.

If we want to protect life, value it, defend it, we must have SAME DAY VOTING with paper ballots BE THE PROTOCOL and mail-in voting (absentee) only permitted for those who qualify- i.e., military, the sick, the folks who are out-of-town or lack mobility.

HAWAII is not the land of ALOHA- but the land of PRO DEATH. Hawaii's entire Congressional Delegation embraces, cherishes, and condones a system of voting protocol that is conducive for PRO DEATH ideologies to reign. Imagine if we had same day voting- the lives we would save in the womb!

As Paul Harvey would say, "Now you know the rest of the truth, as to why Hawaii's Democrats loathe a voting system that is accurate. Because Dems rejoice killing babies, they wallow in it as if it's a right of passage. It has been said, that Hawaii's Democrats in Congress are the cancer of today's society."

Tom Berg; Ewa Beach, HI
808-685-1932

Read more here:

<https://mailchi.mp/oahugop/election-commission-board-meeting-pig-probe-uncovers-votecount-discrepancies-17587357?e=96b37785c2>

From: [L.T](#)
To: [OE.Elections.Commission](#)
Subject: [EXTERNAL] WRITTEN TESTIMONY FOR 10.01.25 BOARD MTG
Date: Monday, September 29, 2025 12:48:59 PM
Attachments: [WRITTEN TESTIMONY by Laurie Thorson \(10.01.25 BOARD MTG - ELECTIONS COMMISSIONS\).pdf.pdf](#)

Please forward my attached written testimony to all the Elections Commissioners before the board meeting scheduled on 10.01.25.

Please contact me if you have any questions or concerns.

Sincerely,

Laurie Thorson

Lthorson7@gmail.com

(808) 222-5885

WRITTEN TESTIMONY

by Laurie Thorson

10.01.25 ELECTIONS COMMISSION BOARD MEETING

TO: ALL ELECTIONS COMMISSIONERS

copies to: (VIA EMAIL AND FIRST CLASS MAIL)

Donald Trump, President

J.D. Vance, Vice President

Pam Bondi, U.S. Attorney General

Kash Patel, U.S. FBI Director

Dan Bongino, U.S. FBI Deputy Director

Scott Turner, HUD Secretary

Brian Harrison, Acting Inspector General, HUD OIG

Ken Sorenson, Hawaii Acting U.S. Attorney General

David Porter, Special Agent In Charge, Hawaii FBI

Josh Green, Hawaii Governor

Dear Elections Commissioners:

I am providing written testimony in response to Agenda Item VI.

The purpose of my testimony is to encourage the Elections Commissioners to enforce fair and legal elections so that no particular party can illegally infiltrate Hawaii's government. This is the legal responsibility of the Elections Commissioners.

It is my position that unfair and illegal elections have allowed the Democrat party to illegally infiltrate Hawaii's government. I am providing facts to prove the Democrat party is/has allowed state employees to divert federal funds from programs in which federal funds are allocated to serve the people of Hawaii.

The purpose of my written testimony is to request that the Elections Commissioners enforce legal elections. By not enforcing legal elections, the Elections Commissioners is supporting the Democrat party's diversion of federal funds. This should be of great concern to the Elections Commissioners to understand why legal elections are so important.

Fraud Scheme #1

The attached documents prove the Hawaii Public Housing Authority diverted **\$117,796,916** (*see Attachments A-F*) from the Section 8 Housing Choice Voucher Program, since January 2015, by refusing to issue all the Section 8 vouchers to the community, which allows the HPHA to divert the balance of unused subsidy (by altering their financial statements and providing false figures to HUD, for the purpose of hiding the steal of federal funds). The attached documents prove the diversion of federal funds from the Section 8 Program. HUD data actually proves three of five Hawaii PHAs (Public Housing Authorities) have diverted over **\$500,000,000** from the Section 8 program (since January 2015), and continue to divert over \$17,000,000 every year.

Fraud Scheme #2

This fraud scheme pertains to Hawaii state employees enforcing illegal policies - to use low comparables against the contract rent in all rent reasonableness determinations – which allows the state employees to divert federal funds from each and every voucher.

I filed a lawsuit against the Hawaii Public Housing Authority, Hakim Ouansafi (Executive Director), Ryan Akamine (Chief Compliance Officer), and Lyle Matsuura (Supervisor) – and my attempt to amend my complaint to add Bennett Liu (Chief Financial Officer) as a defendant.

My lawsuit is currently before the 9th Circuit Court. I am appealing the ruling by Judge Micah W.J. Smith (Biden appointee) who dismissed my case by granting the state employees immunity, despite the fact that the Executive Director of the Hawaii Public Housing Authority, Hakim Ouansafi, admitted in his Declaration (attached to his Motion for Summary Judgment) that he indeed enforces the illegal policies (basis of

my retaliation claim). It should be noted that Hakim Ouansafi inputted liability for enforcing the illegal policies to his staff and to the HPHA Board of Directors, which the court ignored.

It is my opinion that the Democrat judges have exhibited a pattern of behavior in consistently dismissing lawsuits against state employees who are guilty of fraud and government corruption, as is the case in my lawsuit against the state employees of the Hawaii Public Housing Authority, who retaliated against me by terminating my live in aide and 2-bedroom voucher **AFTER** I discovered they were implementing illegal policies that interfered with the payment standard of my Section 8 voucher, even intentionally caused me to be homeless (*a 66 year old disabled woman*).

I appreciate your prayers that the 9th Circuit Court will honor my appeal and remand my case back to Hawaii's district court for trial. I am currently acting as a pro se plaintiff and am searching for the right attorney to assist me. You can read my Opening Brief and Reply Brief at my website, which also documents in great detail the facts of my lawsuit: <https://governmentcorruptioninhawaii.wordpress.com/>

It is reasonable to expect the Elections Commissioners to provide oversight required to enforce legal elections, so that no one party is allowed to illegally infiltrate our government agencies, and to honor the people's right to vote for candidates they choose to represent them. This will allow the current Democrat government (DOJ, FBI, Governor, courts, etc.) to no longer control Hawaii, and to divert federal funds from Hawaii (as I have proven). I expect fair and legal elections will prove that Hawaii is predominantly a Republican state.

You are welcome to contact me directly if you have any questions or concerns. God bless each of you!

Sincerely,
Laurie Thorson
Lthorson7@gmail.com
(808) 222-5885

P.S. It is crucial the Elections Commissioners are fully informed that my claims against current state employees, who are supported by our Democrat government, are true and accurate. Even though I am a registered Republican, I have never voted until recently when I voted for President Donald Trump. If I believed the Democrats best represented me, then I would have voted for them. The fact is, the people's voice should be honored by the Elections Commissioners. Please do what is right and make sure that Hawaii's elections are legal.

Attachments:

ATTACHMENTS A – F

The attached documents prove my claims against the Hawaii Public Housing Authority are true and accurate, and to provide proof to the Elections Commissioners that Hawaii did not vote for the current Democrat party, who is not acting in the best interest of its citizens.

refer to
ATTACHMENT A
HPHA
FINANCIAL STATEMENTS

refer to
ATTACHMENT B
HPHA LIES TO HUD
HUD DATA

refer to
ATTACHMENT C
HUD DATA

refer to
ATTACHMENT D
HUD DATA



	REVENUE subsidy HPHA received from HUD	EXPENDITURES subsidy HPHA falsely claims it used (HAP)	subsidy HPHA falsely claims it used (HAP)	VOUCHERS HUD issued to HPHA v.	HUD confirms HPHA used	% used v. % unused	total subsidy used <u>x</u> % of unused vouchers = stolen subsidy
2009	\$20,578,390	\$18,500,240					
2010	\$20,691,067	\$19,604,914					
2011	\$21,347,287	\$19,361,135					
2012	\$25,263,030	\$23,441,913					
2013	\$25,346,599	\$24,199,508					
2014	\$23,832,638	\$24,034,950	(HUD DASHBOARD PROVIDES DATA FOR ALL PHAs BEGINNING JANUARY 2015)				
2015	\$26,112,335	\$24,598,735	\$25,724,663	3,690 / 2,075		56.22% / 43.78%	\$11,431,980
2016	\$30,474,671	\$27,701,265	\$28,270,183	3,727 / 2,240		60.11% / 39.89%	\$12,156,346
2017	\$32,219,294	\$29,658,116	\$30,675,962	3,785 / 2,316		60.21% / 38.79%	\$12,497,864
2018	\$32,782,655	\$31,908,298	\$31,268,219	3,785 / 2,325		61.44% / 38.56%	\$12,640,991
2019	\$35,247,155	\$33,396,488	\$34,147,959	3,817 / 2,386		62.53% / 37.47%	\$13,207,109
2020	\$38,451,300	\$35,894,505	\$36,124,168	3,847 / 2,410		62.65% / 37.35%	\$14,361,560
2021	\$44,700,993	\$41,019,011	\$44,742,783	3,853 / 3,211		83.34% / 16.66%	\$ 7,447,185
2022	\$54,678,053	\$48,567,945	\$52,096,018	4,208 / 3,517		83.57% / 16.43%	\$ 8,983,604
2023	\$64,969,302	\$57,109,283	\$55,667,679	4,264 / 3,512		82.37% / 17.63%	\$11,454,087
2024	\$60,543,311	\$61,866,933	\$57,990,748	4,329 / 3,355		77.51% / 22.49%	\$13,616,190

SUBSIDY HPHA STOLE SINCE JANUARY 2015 = \$117,796,916



refer to
ATTACHMENT E - HUD CONFIRMS HPHA HAS ONLY \$44 IN RESERVES (had only \$140,120)

refer to
ATTACHMENT F - HUD CONFIRMS HPHA DOES NOT ISSUE ALL VASH' VOUCHERS, FOR VETERANS ONLY, 643 / 421 (65.47%)

Hawaii Public Housing Authority

GOVERNMENTAL FUNDS

STATEMENT OF REVENUES, EXPENSES, AND CHANGES IN FUND BALANCES POSITION

Fiscal Year ended June 30, 2024

	General	Capital Fund	Housing Assistance Vouchers - MTW	Section 8 Contract Administration	Total Governmental Funds
Revenue					
• HUD PHA Grants	\$ -	\$ -	\$ 60,543,311	\$ 47,987,105	\$ 108,530,415
PHA Administrative Fees Earned	-	-	6,075,002	1,692,151	7,767,153
State allotted appropriations, net of lapsed funds of \$149,863	13,936,264	24,699,065	-	-	38,635,329
Other revenue	181	-	114,152	485	114,818
Total revenue	13,936,445	24,699,065	66,732,465	49,679,740	155,047,715
Expenditure					
• Housing assistance payments	1,014,677	-	61,866,933	47,987,105	110,868,715
Administration	89,337	-	1,763,471	1,197,261	3,050,090
Personnel services	98,176	-	2,843,441	-	2,941,617
Professional services	21,509	-	102,335	53,746	177,590
Tenant services	272	-	57,167	-	57,439
Utilities	1,462	-	39,431	-	40,893
Repairs and maintenance	766	-	20,690	-	21,457
Security	349	-	8,636	-	8,985
Insurance	648	-	17,248	12,448	30,344
Bad debt	-	-	7,508	-	7,508
Other expenses	-	-	441,246	-	441,246
Total expenditure	1,227,216	-	67,168,106	49,250,560	117,645,883
Excess (deficiency) of revenue over (under) expenditure	12,709,228	24,699,065	(435,641)	429,180	37,401,832
Other Financing Uses - Net Transfers	(8,119,505)	(14,106,977)	-	-	(22,226,482)
Net change in fund balances	4,589,723	10,592,088	(435,641)	429,180	15,175,350
Fund Balances - Beginning	4,715,158	62,916,226	7,688,475	4,542,241	79,862,099
Fund Balances - Ending	\$ 9,304,882	\$ 73,508,314	\$ 7,252,833	\$ 4,971,421	\$ 95,037,449

Hawaii Public Housing Authority

GOVERNMENTAL FUNDS
STATEMENT OF REVENUES, EXPENDITURES AND CHANGES IN FUND BALANCES

Year Ended June 30, 2023

	General	Capital Projects	Housing Assistance Vouchers MTW	Section 8 Contract Administration	Total Governmental Funds
Revenues:					
Intergovernmental – HUD annual contributions and others	\$ -	\$ -	\$ 64,969,302	\$ 45,747,459	\$ 110,716,761
State allotted appropriations, net of lapsed funds of \$3,592,058	10,385,027	9,017,643	-	-	19,402,670
Other	88	-	155,113	430	155,631
Total revenues	10,385,115	9,017,643	65,124,415	45,747,889	130,275,062
Expenditures:					
Housing assistance payments	1,046,889	-	57,109,283	44,043,171	102,199,343
Administration	22,631	-	1,910,054	1,151,499	3,084,184
Personnel services	68,534	-	1,954,859	-	2,023,393
Professional services	23,105	-	46,411	44,331	113,847
Tenant services	-	-	364,156	-	364,156
Utilities	1,028	-	25,147	-	26,175
Repairs and maintenance	440	-	12,490	-	12,930
Security	145	-	3,503	-	3,648
Recovery of losses	-	-	(11,450)	-	(11,450)
Insurance	495	-	16,088	7,246	23,829
Capital outlays	-	11,672,839	288,205	-	11,961,044
Total expenditures	1,163,267	11,672,839	61,718,746	45,246,247	119,801,099
Excess (deficiency) of revenues over expenditures	9,221,848	(2,655,196)	3,405,669	501,642	10,473,963
Other Financing Uses - Net Transfers	(5,471,709)	(127,201)	(1,492,056)	-	(7,090,966)
Net change in fund balances	3,750,139	(2,782,397)	1,913,613	501,642	3,382,997
Fund Balances at July 1, 2022	965,018	65,698,624	5,774,861	4,040,600	76,479,103
Fund Balances at June 30, 2023	\$ 4,715,157	\$ 62,916,227	\$ 7,688,474	\$ 4,542,242	\$ 79,862,100

The accompanying notes are an integral part of this statement.

Hawaii Public Housing Authority

GOVERNMENTAL FUNDS
STATEMENT OF REVENUES, EXPENDITURES AND CHANGES IN FUND BALANCES

Year Ended June 30, 2022

	General	Capital Projects	Housing Assistance Voucher	Section 8 Contract Administration	Total Governmental Funds
Revenues:					
Intergovernmental – HUD annual contributions and others	\$ -	\$ -	\$ 54,678,053	\$ 44,369,907	\$ 99,047,960
State allotted appropriations, net of lapsed funds of \$863,980	5,296,373	17,038,398	-	-	22,334,771
Other	26	-	670,128	389	670,543
Total revenues	5,296,399	17,038,398	55,348,181	44,370,296	122,053,274
Expenditures:					
• Housing assistance payments	1,129,458	-	48,567,945	42,755,086	92,452,489
Administration	16,214	-	1,901,267	1,138,687	3,056,168
Personnel services	67,558	-	1,984,100	-	2,051,658
Professional services	46,460	-	270,803	31,982	349,245
Tenant services	-	-	17,857	-	17,857
Utilities	692	-	22,985	-	23,677
Repairs and maintenance	528	-	26,659	-	27,187
Security	96	-	2,415	-	2,511
Bad debt expense	-	-	198,275	-	198,275
Insurance	534	-	14,731	7,112	22,377
Capital outlays	-	12,215,241	-	-	12,215,241
Total expenditures	1,261,540	12,215,241	53,007,037	43,932,867	110,416,685
Excess of revenues over expenditures	4,034,859	4,823,157	2,341,144	437,429	11,636,589
Other Financing Uses - Transfers Out	(3,642,442)	(74,538)	-	-	(3,716,980)
Net change in fund balances	392,417	4,748,619	2,341,144	437,429	7,919,609
Fund Balances at July 1, 2021	572,601	60,950,005	3,433,717	3,603,171	68,559,494
Fund Balances at June 30, 2022	\$ 965,018	\$ 65,698,624	\$ 5,774,861	\$ 4,040,600	\$ 76,479,103

The accompanying notes are an integral part of this statement.

Hawaii Public Housing Authority

GOVERNMENTAL FUNDS
STATEMENT OF REVENUES, EXPENDITURES AND CHANGES IN FUND BALANCES

Year Ended June 30, 2021

	General	Capital Projects	Housing Choice Voucher	Section 8 Contract Administration	Total Governmental Funds
Revenues:					
Intergovernmental – HUD annual contributions and others	\$ -	\$ -	\$ 44,700,993	\$ 40,750,079	\$ 85,451,072
State allotted appropriations, net of lapsed funds of \$1,580,357	9,239,834	18,667,941	-	-	27,907,775
Other	49	-	551,365	342	551,756
Total revenues	9,239,883	18,667,941	45,252,358	40,750,421	113,910,603
Expenditures:					
• Housing assistance payments	1,421,897	-	41,019,011	39,402,283	81,843,191
Administration	33,304	-	1,356,408	888,497	2,278,209
Personnel services	65,209	-	1,984,874	-	2,050,083
Professional services	39,376	-	135,334	44,313	219,023
Tenant services	3,923,113	-	7,211	-	3,930,324
Utilities	702	-	17,735	-	18,437
Repairs and maintenance	489	-	35,053	-	35,542
Security	129	-	1,854	-	1,983
Bad debt expense	-	-	91,287	-	91,287
Insurance	477	-	10,169	4,778	15,424
Capital outlays	-	9,676,423	160,235	-	9,836,658
Total expenditures	5,484,696	9,676,423	44,819,171	40,339,871	100,320,161
Excess of revenues over expenditures	3,755,187	8,991,518	433,187	410,550	13,590,442
Other Financing Uses - Transfers Out	(3,615,445)	(380,524)	-	-	(3,995,969)
Net change in fund balances	139,742	8,610,994	433,187	410,550	9,594,473
Fund Balances at July 1, 2020	432,859	52,339,011	3,000,530	3,192,621	58,965,021
Fund Balances at June 30, 2021	\$ 572,601	\$ 60,950,005	\$ 3,433,717	\$ 3,603,171	\$ 68,559,494

The accompanying notes are an integral part of this statement.

Hawaii Public Housing Authority

GOVERNMENTAL FUNDS
STATEMENT OF REVENUES, EXPENDITURES AND CHANGES IN FUND BALANCES

Year Ended June 30, 2020

	General	Capital Projects	Housing Choice Voucher	Section 8 Contract Administration	Total Governmental Funds
Revenues:					
Intergovernmental – HUD annual contributions and others	\$ -	\$ -	\$ 38,451,300	\$ 38,547,718	\$ 76,999,018
State allotted appropriations, net of lapsed funds of \$1,672,539	5,821,506	2,947,392	-	-	8,768,898
Other	60	-	514,210	304	514,574
Total revenues	5,821,566	2,947,392	38,965,510	38,548,022	86,282,490
Expenditures:					
• Housing assistance payments	1,634,937	-	35,894,505	37,131,491	74,660,933
Administration	25,301	-	1,031,764	1,073,624	2,130,689
Personnel services	63,197	-	1,787,598	-	1,850,795
Professional services	39,508	-	54,577	43,657	137,742
Tenant services	7	-	6,917	-	6,924
Utilities	846	-	20,725	-	21,571
Repairs and maintenance	449	-	54,120	-	54,569
Security	240	-	2,887	-	3,127
Bad debt expense	-	-	332,937	-	332,937
Insurance	522	-	10,132	4,599	15,253
Capital outlays	-	28,152,494	-	-	28,152,494
Total expenditures	1,765,007	28,152,494	39,196,162	38,253,371	107,367,034
Excess (deficiency) of revenues over (under) expenditures	4,056,559	(25,205,102)	(230,652)	294,651	(21,084,544)
Other Financing Uses - Transfers Out	(5,064,464)	(549,847)	-	-	(5,614,311)
Net change in fund balances	(1,007,905)	(25,754,949)	(230,652)	294,651	(26,698,855)
Fund Balances at July 1, 2019	1,440,764	78,093,960	3,231,182	2,897,970	85,663,876
Fund Balances at June 30, 2020	\$ 432,859	\$ 52,339,011	\$ 3,000,530	\$ 3,192,621	\$ 58,965,021

The accompanying notes are an integral part of this statement.

Hawaii Public Housing Authority

GOVERNMENTAL FUNDS
STATEMENT OF REVENUES, EXPENDITURES AND CHANGES IN FUND BALANCES

Year Ended June 30, 2019

	General	Capital Projects	Housing Choice Voucher	Section 8 Contract Administration	Total Governmental Funds
Revenues:					
Intergovernmental -- HUD annual contributions and others	\$ -	\$ -	\$ 35,247,155	\$ 35,973,350	\$ 71,220,505
State allotted appropriations, net of lapsed funds of \$761,187	8,168,762	23,441,963	-	-	31,610,725
Other	118	-	664,261	282	664,661
Total revenues	8,168,880	23,441,963	35,911,416	35,973,632	103,495,891
Expenditures:					
Housing assistance payments	1,947,653	-	33,396,488	34,527,286	69,871,427
Administration	32,669	-	1,066,685	1,103,081	2,202,435
Personnel services	75,456	-	1,760,272	-	1,835,728
Professional services	36,285	-	48,577	48,068	132,930
Tenant services	35	-	76,172	-	76,207
Utilities	1,971	-	21,768	-	23,739
Repairs and maintenance	1,243	-	27,507	-	28,750
Security	157	-	1,645	-	1,802
Insurance	809	-	9,808	4,576	15,193
Capital outlays	1,352,416	29,124,981	-	-	30,477,397
Total expenditures	3,448,694	29,124,981	36,408,922	35,683,011	104,665,608
Excess (deficiency) of revenues over (under) expenditures	4,720,186	(5,683,018)	(497,506)	290,621	(1,169,717)
Other Financing Uses - Transfers Out	(5,856,336)	(3,636,389)	-	-	(9,492,725)
Net change in fund balances	(1,136,150)	(9,319,407)	(497,506)	290,621	(10,662,442)
Fund Balances at July 1, 2018	2,576,914	87,413,367	3,728,688	2,607,349	96,326,318
Fund Balances at June 30, 2019	\$ 1,440,764	\$ 78,093,960	\$ 3,231,182	\$ 2,897,970	\$ 85,663,876

The accompanying notes are an integral part of this statement.

Hawaii Public Housing Authority

GOVERNMENTAL FUNDS
STATEMENT OF REVENUES, EXPENDITURES AND CHANGES IN FUND BALANCES

Year Ended June 30, 2018

	General	Capital Projects	Housing Choice Voucher	Section 8 Contract Administration	Total Governmental Funds
Revenues:					
Intergovernmental – HUD annual contributions and others	\$ -	\$ -	\$ 32,782,655	\$ 34,178,006	\$ 66,960,661
State allotted appropriations, net of lapsed funds of \$770,399	7,134,740	17,107,690	-	-	24,242,430
Other	2,065	-	763,173	251	765,489
Total revenues	7,136,805	17,107,690	33,545,828	34,178,257	91,968,580
Expenditures:					
Housing assistance payments	2,240,752	-	31,908,298	32,809,220	66,958,270
Administration	48,329	-	846,970	1,042,727	1,938,026
Personnel services	104,719	-	1,563,645	-	1,668,364
Professional services	32,267	-	34,769	32,053	99,089
Tenant services	-	-	2,027	-	2,027
Utilities	971	-	11,339	-	12,310
Repairs and maintenance	771	-	55,561	-	56,332
Security	48	-	998	-	1,046
Insurance	787	-	10,392	4,379	15,558
Capital outlays	-	23,139,503	39,791	-	23,179,294
Total expenditures	2,428,644	23,139,503	34,473,790	33,888,379	93,930,316
Excess (deficiency) of revenues over (under) expenditures	4,708,161	(6,031,813)	(927,962)	289,878	(1,961,736)
Other Financing Uses - Transfers Out	(4,411,698)	(3,560,221)	-	-	(7,971,919)
Net change in fund balances	296,463	(9,592,034)	(927,962)	289,878	(9,933,655)
Fund Balances at July 1, 2017	2,280,451	97,005,401	4,656,650	2,317,471	106,259,973
Fund Balances at June 30, 2018	\$ 2,576,914	\$ 87,413,367	\$ 3,728,688	\$ 2,607,349	\$ 96,326,318

The accompanying notes are an integral part of this statement.

Hawaii Public Housing Authority

GOVERNMENTAL FUNDS
STATEMENT OF REVENUES, EXPENDITURES AND CHANGES IN FUND BALANCES

Year Ended June 30, 2017

	General	Capital Projects	Housing Choice Voucher	Section 8 Contract Administration	Total Governmental Funds
Revenues:					
Intergovernmental – HUD annual contributions and others	\$ -	\$ -	\$ 32,219,294	\$ 32,758,999	\$ 64,978,293
State allotted appropriations, net of lapsed funds of \$1,515,532	8,714,416	33,783,211	-	-	42,497,627
Other	-	-	470,130	521	470,651
Total revenues	8,714,416	33,783,211	32,689,424	32,759,520	107,946,571
Expenditures:					
Housing assistance payments	937,410	-	29,658,116	31,328,581	61,924,107
Administration	50,072	-	866,666	1,104,165	2,020,903
Personnel services	1,142,491	-	398,320	-	1,540,811
Professional services	25,983	-	86,238	65,594	177,815
Tenant services	-	-	265,053	-	265,053
Utilities	-	-	12,881	-	12,881
Repairs and maintenance	3,447	-	41,040	-	44,487
Security	1,982	-	806	-	2,788
Insurance	237	-	4,430	-	4,667
Capital outlays	-	30,573,078	-	-	30,573,078
Total expenditures	2,161,622	30,573,078	31,333,550	32,498,340	96,566,590
Excess (deficiency) of revenues over (under) expenditures	6,552,794	3,210,133	1,355,874	261,180	11,379,981
Other Financing Uses - Transfers Out	(6,183,222)	(4,748,446)	-	-	(10,931,668)
Net change in fund balances	369,572	(1,538,313)	1,355,874	261,180	448,313
Fund Balances at July 1, 2016	1,910,879	98,543,714	3,300,776	2,056,291	105,811,660
Fund Balances at June 30, 2017	\$ 2,280,451	\$ 97,005,401	\$ 4,656,650	\$ 2,317,471	\$ 106,259,973

The accompanying notes are an integral part of this statement.

Hawaii Public Housing Authority

GOVERNMENTAL FUNDS
STATEMENT OF REVENUES, EXPENDITURES AND CHANGES IN FUND BALANCES

Year Ended June 30, 2016

	General	Capital Projects	Housing Choice Voucher	Section 8 Contract Administration	Total Governmental Funds
Revenues:					
Intergovernmental -- HUD annual contributions and others	\$ -	\$ -	\$ 30,474,671	\$ 32,381,851	\$ 62,856,522
State allotted appropriations, net of lapsed funds of \$1,515,532	6,626,279	9,545,185	-	-	16,171,464
Other	-	-	28,749	196	28,945
Total revenues	6,626,279	9,545,185	30,503,420	32,382,047	79,056,931
Expenditures:					
Housing assistance payments	405,632	-	27,701,265	31,180,118	59,287,015
Administration	13,205	-	631,799	926,047	1,571,051
Personnel services	55,269	-	1,219,928	-	1,275,197
Professional services	19,805	-	51,995	19,436	91,236
Tenant services	-	-	134,082	-	134,082
Utilities	43	-	14,094	-	14,137
Repairs and maintenance	2,467	-	45,684	-	48,151
Security	-	-	801	-	801
Insurance	-	-	3,103	-	3,103
Capital outlays	-	31,968,960	-	-	31,968,960
Total expenditures	496,421	31,968,960	29,802,751	32,125,601	94,393,733
Excess (deficiency) of revenues over (under) expenditures	6,129,858	(22,423,775)	700,669	256,446	(15,336,802)
Other Financing Uses - Transfers Out	(4,848,752)	(5,805,440)	-	-	(10,654,192)
Net change in fund balances	1,281,106	(28,229,215)	700,669	256,446	(25,990,994)
Fund Balances at July 1, 2015	629,773	126,772,929	2,600,107	1,799,845	131,802,654
Fund Balances at June 30, 2016	\$ 1,910,879	\$ 98,543,714	\$ 3,300,776	\$ 2,056,291	\$ 105,811,660

The accompanying notes are an integral part of this statement.

Hawaii Public Housing Authority

GOVERNMENTAL FUNDS
STATEMENT OF REVENUES, EXPENDITURES AND CHANGES IN FUND BALANCES

Year Ended June 30, 2015

	General	Capital Projects	Housing Choice Voucher	Section 8 Contract Administration	Total Governmental Funds
Revenues:					
Intergovernmental – HUD annual contributions and others	\$ -	\$ -	\$ 26,112,335	\$ 31,345,995	\$ 57,458,330
State allotted appropriations, net of lapsed funds of \$727,989	5,065,920	20,491,865	-	-	25,557,785
Other	-	-	35,663	202	35,865
Total revenues	5,065,920	20,491,865	26,147,998	31,346,197	83,051,980
Expenditures:					
• Housing assistance payments	375,831	-	24,598,735	30,191,484	55,166,050
Personnel services	384,247	-	403,112	73,004	860,363
Administration	119,330	-	685,099	2,524	806,953
Professional services	45,807	-	29,294	19,818	94,919
Security	220	-	587	-	807
Repairs and maintenance	9,059	-	10,747	-	19,806
Utilities	19,222	-	29,637	-	48,859
Project	-	-	-	877,252	877,252
Capital outlays	26,137	13,512,910	-	-	13,539,047
Other	27,197	-	66,203	1,497	94,897
Total expenditures	1,007,050	13,512,910	25,823,414	31,165,579	71,508,953
Excess (deficiency) of revenues over (under) expenditures	4,058,870	6,978,955	324,584	180,618	11,543,027
Other Financing Uses - Transfers Out	(4,095,362)	(1,968,856)	-	(187,034)	(6,251,252)
Net change in fund balances	(36,492)	5,010,099	324,584	(6,416)	5,291,775
Fund Balances at July 1, 2014	666,265	121,762,830	2,275,523	1,806,261	126,510,879
Fund Balances at June 30, 2015	\$ 629,773	\$ 126,772,929	\$ 2,600,107	\$ 1,799,845	\$ 131,802,654

The accompanying notes are an integral part of this statement.

Hawaii Public Housing Authority

GOVERNMENTAL FUNDS
STATEMENT OF REVENUES, EXPENDITURES AND CHANGES IN FUND BALANCES

Year ended June 30, 2014

	General	Capital Projects	Housing Choice Voucher	Section 8 Contract Administration	Total Governmental Funds
Revenues:					
Intergovernmental – HUD annual contributions and others	\$ -	\$ -	\$ 23,832,638	\$ 28,800,635	\$ 52,633,273
State allotted appropriations, net of lapsed funds of \$729,459	5,031,490	44,598,403	-	-	49,629,893
Other	-	-	28,414	191	28,605
Total revenues	5,031,490	44,598,403	23,861,052	28,800,826	102,291,771
Expenditures:					
Housing assistance payments	456,380	-	24,034,950	27,645,657	52,136,987
Personnel services	395,484	-	624,061	60,066	1,079,611
Administration	163,190	-	683,248	886,673	1,733,111
Professional services	32,531	-	29,512	39,988	102,031
Security	235	-	-	-	235
Repairs and maintenance	279	-	-	-	279
Capital outlays	10,662	14,626,430	-	-	14,637,092
Other	29,629	-	64,345	-	93,974
Total expenditures	1,088,390	14,626,430	25,436,116	28,632,384	69,783,320
Excess (deficiency) of revenues over (under) expenditures	3,943,100	29,971,973	(1,575,064)	168,442	32,508,451
Other Financing Uses - Transfers Out	(4,270,521)	(2,201,929)	-	(209,611)	(6,682,061)
Net change in fund balances	(327,421)	27,770,044	(1,575,064)	(41,169)	25,826,390
Fund Balances at July 1, 2013	993,686	93,992,786	3,850,587	1,847,430	100,684,489
Fund Balances at June 30, 2014	\$ 666,265	\$ 121,762,830	\$ 2,275,523	\$ 1,806,261	\$ 126,510,879

The accompanying notes are an integral part of this statement.

Hawaii Public Housing Authority

GOVERNMENTAL FUNDS
STATEMENT OF REVENUES, EXPENDITURES AND CHANGES IN FUND BALANCES

Year ended June 30, 2013

	General	Capital Projects	Housing Choice Voucher	Section 8 Contract Administration	Total Governmental Funds
Revenues:					
Intergovernmental – HUD annual contributions and others	\$ -	\$ -	\$ 25,346,599	\$ 25,551,741	\$ 50,898,340
State allotted appropriations, net of lapsed funds of \$3,366,246	4,827,015	88,236,288	-	-	93,063,303
Other	-	-	11,987	185	12,172
Total revenues	4,827,015	88,236,288	25,358,586	25,551,926	143,973,815
Expenditures:					
• Housing assistance payments	523,786	-	24,199,508	24,380,061	49,103,355
Personnel services	228,038	-	1,137,574	-	1,365,612
Administration	99,352	-	1,007,811	950,464	2,057,627
Professional services	29,298	-	26,647	46,013	101,958
Security	12,311	-	-	-	12,311
Repairs and maintenance	5,132	-	-	-	5,132
Capital outlays	1,382	7,761,494	-	-	7,762,876
Other	38,483	-	88,300	-	126,783
Total expenditures	937,782	7,761,494	26,459,840	25,376,538	60,535,654
Excess (deficiency) of revenues over (under) expenditures	3,889,233	80,474,794	(1,101,254)	175,388	83,438,161
Other Financing Uses - Transfers Out	(3,742,519)	(2,889,645)	-	(177,774)	(6,809,938)
Net change in fund balances	146,714	77,585,149	(1,101,254)	(2,386)	76,628,223
Fund Balances at July 1, 2012	846,972	16,407,637	4,951,841	1,849,816	24,056,266
Fund Balances at June 30, 2013	\$ 993,686	\$ 93,992,786	\$ 3,850,587	\$ 1,847,430	\$ 100,684,489

The accompanying notes are an integral part of this statement.

Hawaii Public Housing Authority

GOVERNMENTAL FUNDS
STATEMENT OF REVENUES, EXPENDITURES AND CHANGES IN FUND BALANCES

Year ended June 30, 2012

	General	Capital Projects	Housing Choice Voucher	Section 8 Contract Administration	Other Funds	Total Governmental Funds
Revenues:						
Intergovernmental – HUD annual contributions and others	\$ -	\$ -	\$ 25,263,030	\$ 27,011,608	\$ -	\$ 52,274,638
State allotted appropriations, net of lapsed funds of \$10,873,763	4,972,730	(10,388,061)	-	-	-	(5,415,331)
Other	-	-	16,825	184	-	17,009
Total revenues	4,972,730	(10,388,061)	25,279,855	27,011,792	-	46,876,316
Expenditures:						
Housing assistance payments	626,169	-	23,441,913	25,704,769	-	49,772,851
Personnel services	63,160	-	1,170,978	-	-	1,234,138
Administration	47,865	-	791,037	1,009,676	-	1,848,578
Professional services	30,373	-	62,675	40,262	-	133,310
Capital outlays	-	8,521,033	-	-	-	8,521,033
Other	8,494	13,924	74,136	-	-	96,554
Total expenditures	776,061	8,534,957	25,540,739	26,754,707	-	61,606,464
Excess (deficiency) of revenues over (under) expenditures	4,196,669	(18,923,018)	(260,884)	257,085	-	(14,730,148)
Other Financing Uses - Transfers Out	(4,540,628)	(1,032,450)	-	(148,156)	-	(5,721,234)
Net change in fund balances	(343,959)	(19,955,468)	(260,884)	108,929	-	(20,451,382)
Fund Balances at July 1, 2011	1,190,931	36,363,105	5,212,725	1,740,887	-	44,507,648
Fund Balances at June 30, 2012	\$ 846,972	\$ 16,407,637	\$ 4,951,841	\$ 1,849,816	\$ -	\$ 24,056,266

The accompanying notes are an integral part of this statement.

Hawaii Public Housing Authority

GOVERNMENTAL FUNDS
STATEMENT OF REVENUES, EXPENDITURES AND CHANGES IN FUND BALANCES

Year ended June 30, 2011

	General	Capital Projects	Housing Choice Voucher	Section 8 Contract Administration	Other Funds	Total Governmental Funds
Revenues:						
Intergovernmental – HUD annual contributions and others	\$ -	\$ -	\$ 21,347,287	\$ 26,879,928	\$ 143,998	\$ 48,371,213
State allotted appropriations, net of lapsed funds of \$690,489	5,179,140	4,094,436	-	-	-	9,273,576
Other	-	-	33,956	114	-	34,070
Total revenues	5,179,140	4,094,436	21,381,243	26,880,042	143,998	57,678,859
Expenditures:						
Housing assistance payments	725,279	-	19,362,135	25,155,731	-	45,243,145
Personnel services	62,422	-	1,141,723	-	-	1,204,145
Administration	18,974	-	840,966	1,209,676	78,998	2,148,614
Professional services	24,570	-	45,911	38,763	-	109,244
Security	240	-	803	-	-	1,043
Repairs and maintenance	1,781	-	-	-	-	1,781
Insurance	-	-	3,885	-	-	3,885
Capital outlays	-	12,773,703	-	-	-	12,773,703
Other	15,273	494	57,329	-	-	73,096
Total expenditures	848,539	12,774,197	21,452,752	26,404,170	78,998	61,558,656
Excess (deficiency) of revenues over (under) expenditures	4,330,601	(8,679,761)	(71,509)	475,872	65,000	(3,879,797)
Nonoperating Expenditure - Interest Income	-	-	3,718	-	-	3,718
Intergovernmental Transfer	(1,813,362)	-	-	-	-	(1,813,362)
Other Financing (Uses) Sources - Transfers (Out) In	(4,566,482)	(264,897)	97,983	-	(65,000)	(4,798,396)
Net change in fund balances	(2,049,243)	(8,944,658)	30,192	475,872	-	(10,487,837)
Fund Balances at July 1, 2010	3,240,174	45,307,763	5,182,533	1,265,015	-	54,995,485
Fund Balances at June 30, 2011	\$ 1,190,931	\$ 36,363,105	\$ 5,212,725	\$ 1,740,887	\$ -	\$ 44,507,648

The accompanying notes are an integral part of this statement.

Hawaii Public Housing Authority

GOVERNMENTAL FUNDS
STATEMENT OF REVENUES, EXPENDITURES AND CHANGES IN FUND BALANCES

Year ended June 30, 2010

	General	Capital Projects	Housing Choice Voucher	Section 8 Contract Administration	Other Funds	Total Governmental Funds
Revenues:						
Intergovernmental – HUD annual contributions and others	\$ -	\$ -	\$ 20,691,067	\$ 25,235,780	\$ 2,305,599	\$ 48,232,446
State allotted appropriations, net of lapsed funds of \$1,120,026	24,529,142	24,323,000	-	-	-	48,852,142
Other	79,288	-	39,776	160	-	119,224
Total revenues	24,608,430	24,323,000	20,730,843	25,235,940	2,305,599	97,203,812
Expenditures:						
Housing assistance payments	848,606	-	19,604,914	23,548,385	-	44,001,905
Homeless services	17,891,737	-	-	-	-	17,891,737
Personnel services	451,634	-	1,135,673	-	-	1,587,307
Administration	83,243	-	832,877	1,178,749	2,240,099	4,334,968
Professional services	85,545	-	65,852	42,541	-	193,938
Security	-	-	605	-	-	605
Repairs and maintenance	3,836	-	912	-	-	4,748
Insurance	6,376	-	14,463	-	-	20,839
Capital outlays	2,473,800	7,788,278	-	-	-	10,262,078
Other	79,609	-	28,097	-	-	107,706
Total expenditures	21,924,386	7,788,278	21,683,393	24,769,675	2,240,099	78,405,831
Excess (deficiency) of revenues over (under) expenditures	2,684,044	16,534,722	(952,550)	466,265	65,500	18,797,981
Nonoperating Expenditure - Interest Income	-	-	76,475	-	-	76,475
Intergovernmental Transfer	-	(117,639)	-	-	-	(117,639)
Other Financing (Uses) Sources - Transfers (Out) In	(3,440,957)	-	65,500	(51,882)	(65,500)	(3,492,839)
Net change in fund balances	(756,913)	16,417,083	(810,575)	414,383	-	15,263,978
Fund Balances at July 1, 2009	4,001,686	28,890,680	6,044,060	850,632	-	39,787,058
Fund Balances at June 30, 2010	\$ 3,244,773	\$ 45,307,763	\$ 5,233,485	\$ 1,265,015	\$ -	\$ 55,051,036

The accompanying notes are an integral part of this statement.

Hawaii Public Housing Authority

GOVERNMENTAL FUNDS
STATEMENT OF REVENUES, EXPENDITURES AND CHANGES IN FUND BALANCES

Year ended June 30, 2009

	General	Capital Projects	Housing Choice Voucher	Section 8 Contract Administration	Other Funds	Total Governmental Funds
→ Revenues						
• Intergovernmental – HUD annual contributions and others	\$ -	\$ -	\$ 20,578,390	\$ 23,632,408	\$ 2,120,065	\$ 46,330,863 ✓
State allotted appropriations, net of lapsed funds of \$488,203	21,445,740	-	-	-	-	21,445,740
Other	426,496	-	32,170	191	-	458,857
Total revenues	21,872,236	-	20,610,560	23,632,599	2,120,065	68,235,460
→ Expenditures						
• Housing assistance payments	866,497	-	18,500,240	22,021,594	-	41,388,331 ✓
Homeless services	16,779,427	-	-	-	-	16,779,427
Grants	-	300,000	-	-	-	300,000
Personnel services	865,637	-	1,260,910	5,331	-	2,131,878
Administration	882,637	-	812,071	1,335,292	2,075,054	5,105,054
Professional services	54,140	-	65,615	4,636	-	124,391
Security	-	-	840	-	-	840
Repairs and maintenance	6,165	675,587	780	-	-	682,532
Insurance	10,959	-	17,068	-	-	28,027
Capital outlays	22,386	4,648,290	-	-	-	4,670,676
Other	-	-	16,805	-	-	16,805
Total expenditures	19,487,848	5,623,877	20,674,329	23,366,853	2,075,054	71,227,961
EXCESS (DEFICIENCY) OF REVENUES OVER (UNDER) EXPENDITURES	2,384,388	(5,623,877)	(63,769)	265,746	45,011	(2,992,501)
Nonoperating Expenditure - Interest Expense	(205)	-	(78,857)	-	-	(79,062)
Other Financing (Uses) Sources - Transfers (Out) In	(4,172,384)	(1,048,624)	45,011	(385,124)	(45,011)	(5,606,132)
NET CHANGE IN FUND BALANCES	(1,788,201)	(6,672,501)	(97,615)	(119,378)	-	(8,677,695)
Fund Balances at July 1, 2008	5,789,887	35,563,181	6,141,675	970,010	-	48,464,753
Fund Balances at June 30, 2009	\$ 4,001,686	\$ 28,890,680	\$ 6,044,060	\$ 850,632	\$ -	\$ 39,787,058

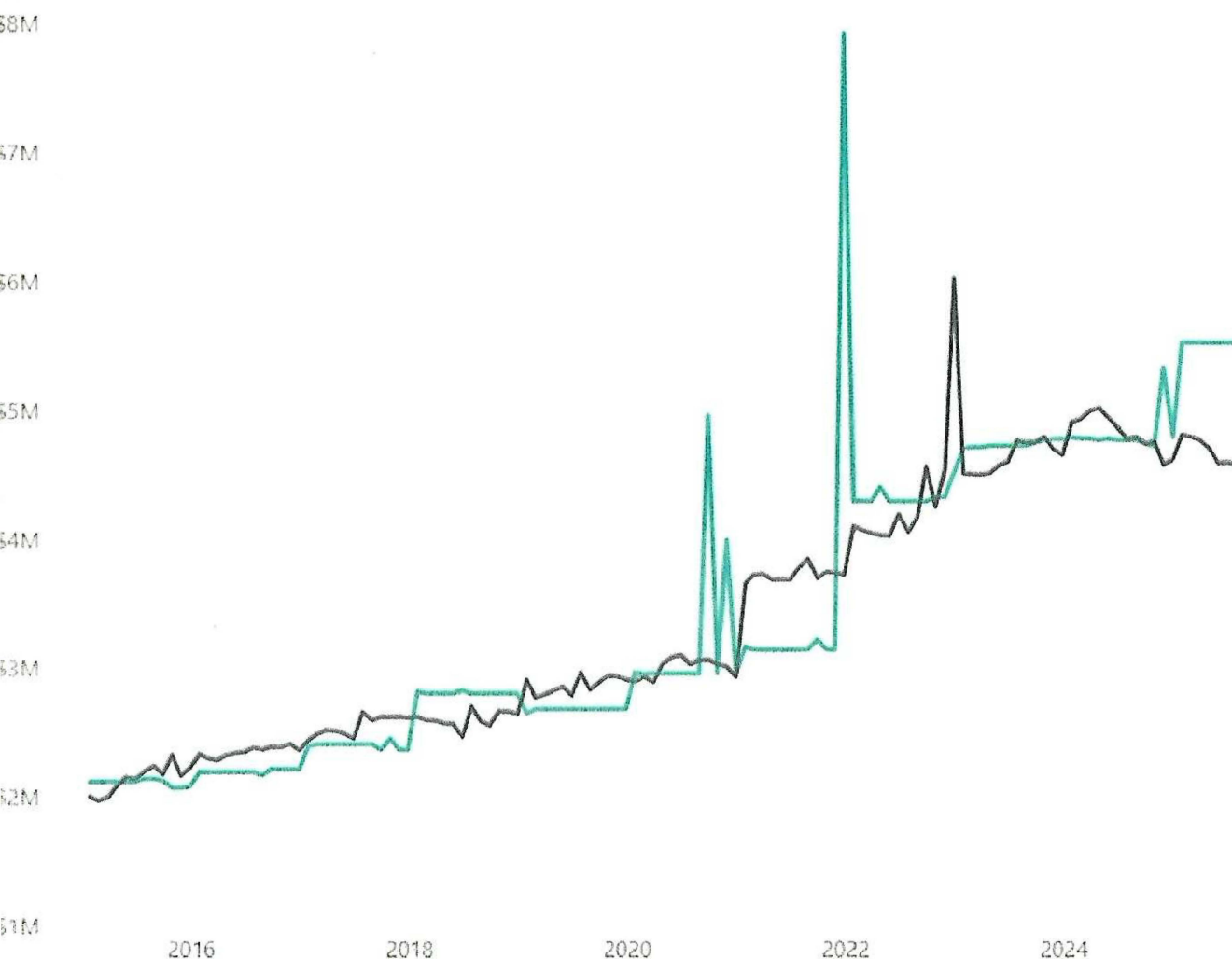
The accompanying notes are an integral part of this statement.

Attachment B

< Back to report

HOUSING ASSISTANCE PAYMENTS COMPARED TO BUDGET AUTHORITY SINCE 2015

BA HAP



SUBSIDY HPHA
RECEIVED FROM HUD

SUBSIDY HPHA
FALSELY REPORTED TO HUD
IT USED (aka: THE ST

MonthDate

BA

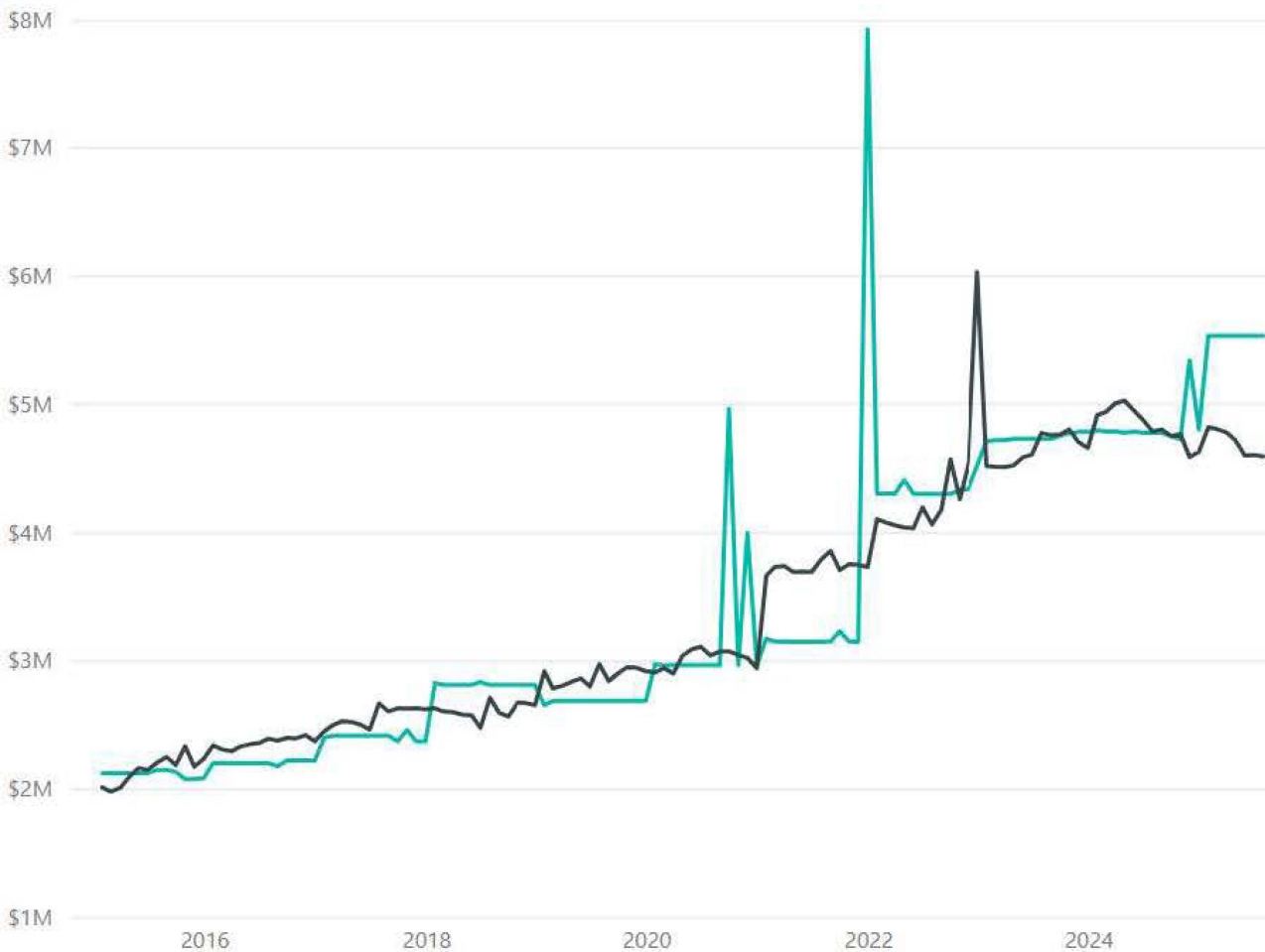
HAP

Sunday, April 30, 2023	\$4,724,816	\$4,581,858
Wednesday, May 31, 2023	\$4,724,816	\$4,602,981
Friday, June 30, 2023	\$4,724,816	\$4,771,388
Monday, July 31, 2023	\$4,724,816	\$4,754,983
Thursday, August 31, 2023	\$4,750,418	\$4,758,458
Saturday, September 30, 2023	\$4,770,195	\$4,799,029
Tuesday, October 31, 2023	\$4,779,483	\$4,700,666
Thursday, November 30, 2023	\$4,779,483	\$4,654,048
Sunday, December 31, 2023	\$4,792,046	\$4,910,268
Wednesday, January 31, 2024	\$4,782,859	\$4,936,301
Thursday, February 29, 2024	\$4,782,859	\$5,001,460
Sunday, March 31, 2024	\$4,772,962	\$5,022,167
Tuesday, April 30, 2024	\$4,784,161	\$4,946,118
Friday, May 31, 2024	\$4,772,962	\$4,872,663
Sunday, June 30, 2024	\$4,772,962	\$4,783,226
Wednesday, July 31, 2024	\$4,772,962	\$4,798,785
Saturday, August 31, 2024	\$4,747,360	\$4,747,784
Monday, September 30, 2024	\$4,721,563	\$4,763,203
Thursday, October 31, 2024	\$5,335,117	\$4,584,465
Saturday, November 30, 2024	\$4,797,035	\$4,624,308
Tuesday, December 31, 2024	\$5,527,214	\$4,816,742
Friday, January 31, 2025	\$5,527,214	\$4,802,322
Friday, February 28, 2025	\$5,527,214	\$4,776,397
Monday, March 31, 2025	\$5,527,214	\$4,715,657
Wednesday, April 30, 2025	\$5,527,214	\$4,596,494
Saturday, May 31, 2025	\$5,527,214	\$4,600,267
Monday, June 30, 2025	\$5,527,214	\$4,587,468
Thursday, July 31, 2025		

< Back to report

HOUSING ASSISTANCE PAYMENTS COMPARED TO BUDGET AUTHORITY SINCE 2015

● BA ● HAP

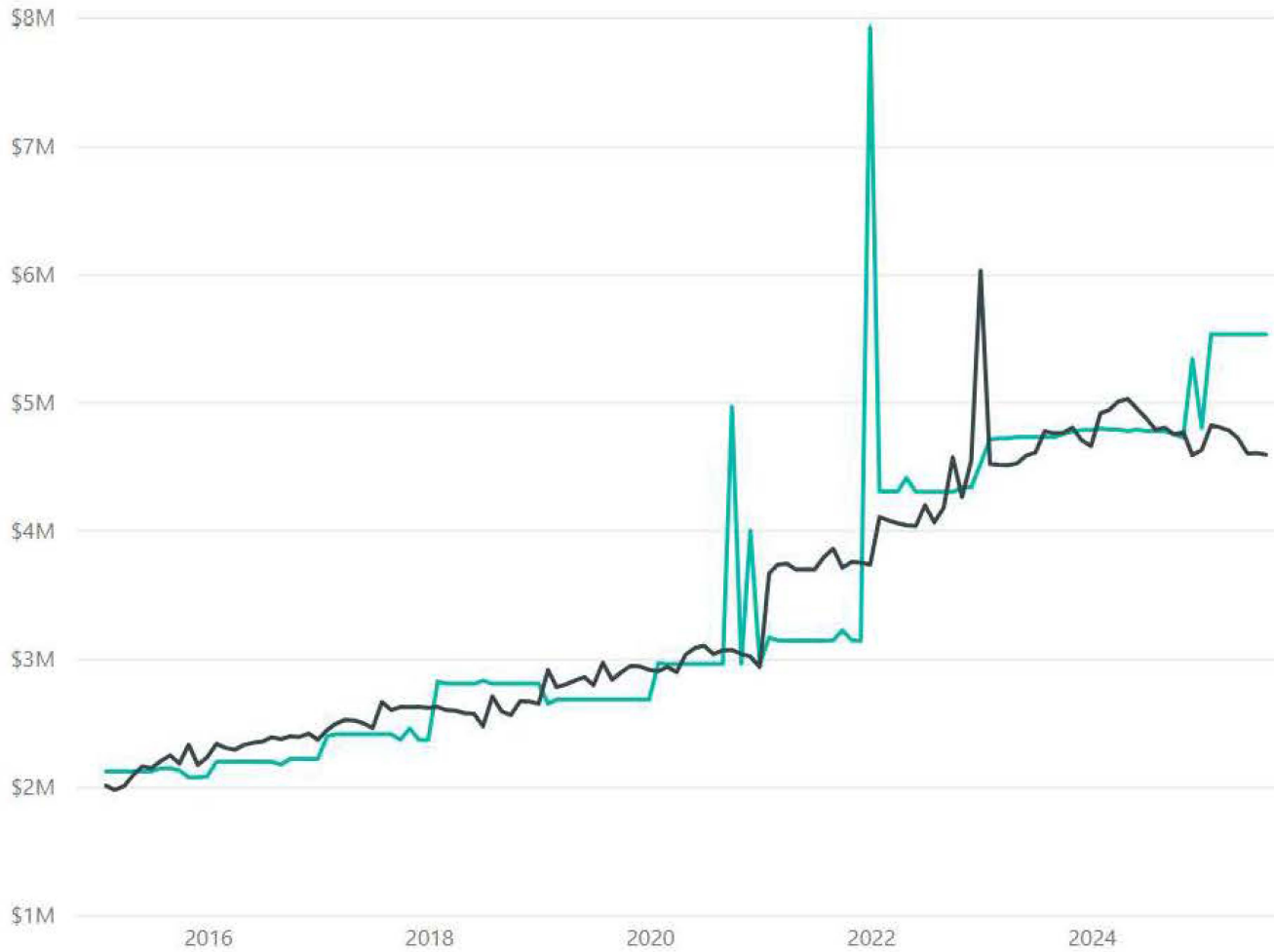


MonthDate	BA	HAP
Wednesday, March 31, 2021	\$3,143,356	\$3,735,667
Friday, April 30, 2021	\$3,143,356	\$3,688,093
Monday, May 31, 2021	\$3,143,427	\$3,691,644
Wednesday, June 30, 2021	\$3,143,427	\$3,687,684
Saturday, July 31, 2021	\$3,143,427	\$3,785,797
Tuesday, August 31, 2021	\$3,144,722	\$3,850,409
Thursday, September 30, 2021	\$3,223,754	\$3,701,784
Sunday, October 31, 2021	\$3,144,722	\$3,748,537
Tuesday, November 30, 2021	\$3,143,499	\$3,743,025
Friday, December 31, 2021	\$7,927,909	\$3,725,851
Monday, January 31, 2022	\$4,299,418	\$4,099,244
Monday, February 28, 2022	\$4,298,123	\$4,074,367
Thursday, March 31, 2022	\$4,298,123	\$4,050,772
Saturday, April 30, 2022	\$4,405,258	\$4,033,839
Tuesday, May 31, 2022	\$4,296,829	\$4,028,864
Thursday, June 30, 2022	\$4,296,829	\$4,191,632
Sunday, July 31, 2022	\$4,296,829	\$4,058,262
Wednesday, August 31, 2022	\$4,295,534	\$4,171,866
Friday, September 30, 2022	\$4,295,534	\$4,565,794
Monday, October 31, 2022	\$4,330,802	\$4,255,915
Wednesday, November 30, 2022	\$4,330,802	\$4,540,804
Saturday, December 31, 2022	\$4,516,282	\$6,024,659
Tuesday, January 31, 2023	\$4,705,732	\$4,514,040
Tuesday, February 28, 2023	\$4,714,919	\$4,507,374
Friday, March 31, 2023	\$4,714,919	\$4,505,074
Sunday, April 30, 2023	\$4,724,816	\$4,517,780
Wednesday, May 31, 2023	\$4,724,816	\$4,581,858

< Back to report

HOUSING ASSISTANCE PAYMENTS COMPARED TO BUDGET AUTHORITY SINCE 2015

BA HAP

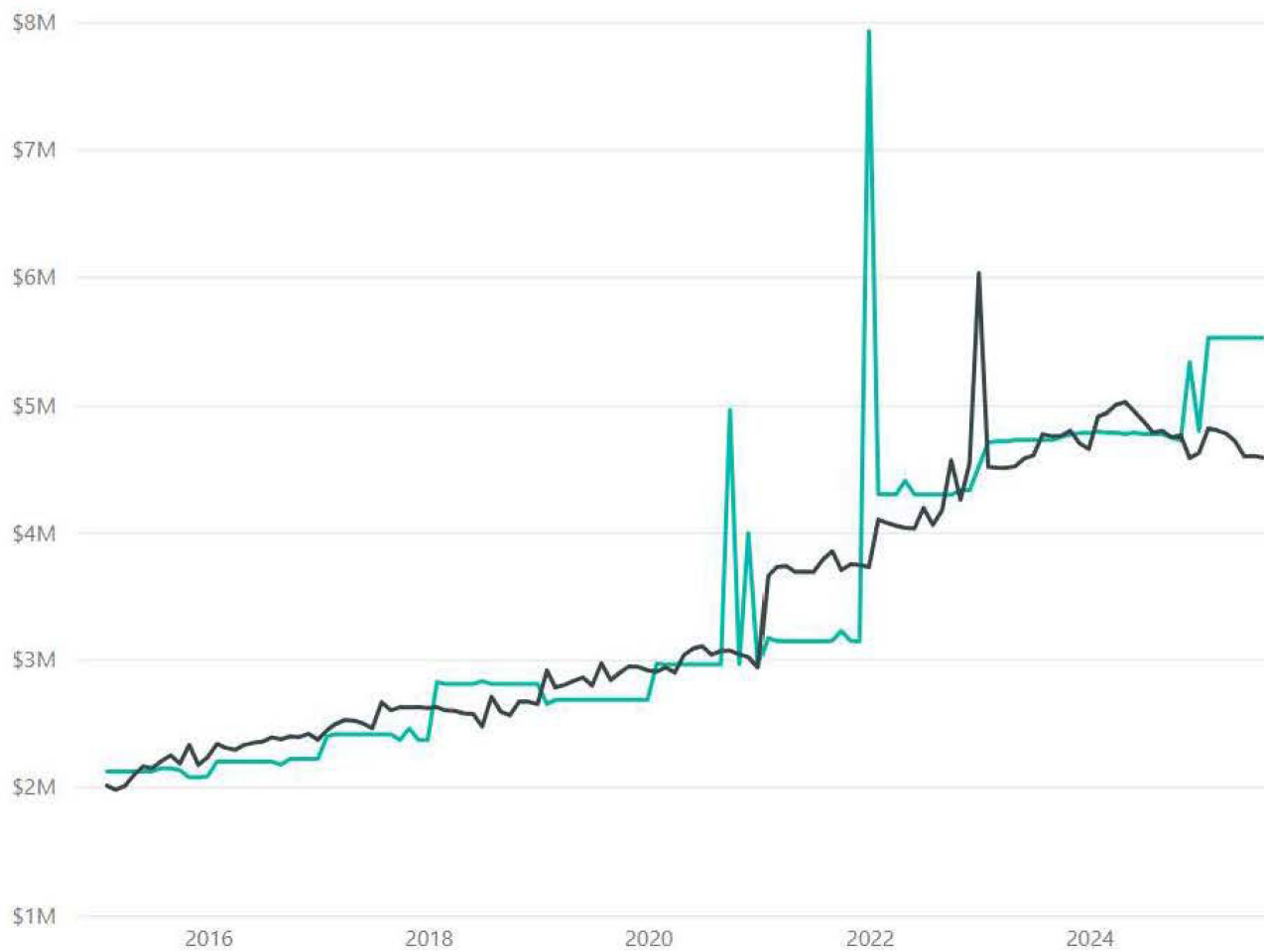


MonthDate	BA	HAP
Thursday, January 31, 2019	\$2,648,969	\$2,912,769
Thursday, February 28, 2019	\$2,682,012	\$2,778,792
Sunday, March 31, 2019	\$2,682,012	\$2,799,906
Tuesday, April 30, 2019	\$2,682,012	\$2,829,560
Friday, May 31, 2019	\$2,682,012	\$2,857,890
Sunday, June 30, 2019	\$2,682,012	\$2,792,960
Wednesday, July 31, 2019	\$2,682,012	\$2,969,266
Saturday, August 31, 2019	\$2,682,012	\$2,837,151
Monday, September 30, 2019	\$2,682,012	\$2,894,388
Thursday, October 31, 2019	\$2,682,012	\$2,945,298
Saturday, November 30, 2019	\$2,682,012	\$2,940,218
Tuesday, December 31, 2019	\$2,682,012	\$2,913,761
Friday, January 31, 2020	\$2,967,625	\$2,902,836
Saturday, February 29, 2020	\$2,958,179	\$2,937,364
Tuesday, March 31, 2020	\$2,959,293	\$2,896,156
Thursday, April 30, 2020	\$2,959,293	\$3,033,422
Sunday, May 31, 2020	\$2,961,222	\$3,084,678
Tuesday, June 30, 2020	\$2,960,516	\$3,103,575
Friday, July 31, 2020	\$2,960,516	\$3,036,446
Monday, August 31, 2020	\$2,960,516	\$3,067,238
Wednesday, September 30, 2020	\$4,960,516	\$3,068,734
Saturday, October 31, 2020	\$2,960,516	\$3,039,654
Monday, November 30, 2020	\$3,992,348	\$3,016,979
Thursday, December 31, 2020	\$2,961,739	\$2,937,086
Sunday, January 31, 2021	\$3,166,772	\$3,657,151
Sunday, February 28, 2021	\$3,144,470	\$3,727,141
Wednesday, March 31, 2021	\$3,143,356	\$3,735,667
Friday, April 30, 2021	\$3,143,356	\$3,688,003

< Back to report

HOUSING ASSISTANCE PAYMENTS COMPARED TO BUDGET AUTHORITY SINCE 2015

BA HAP

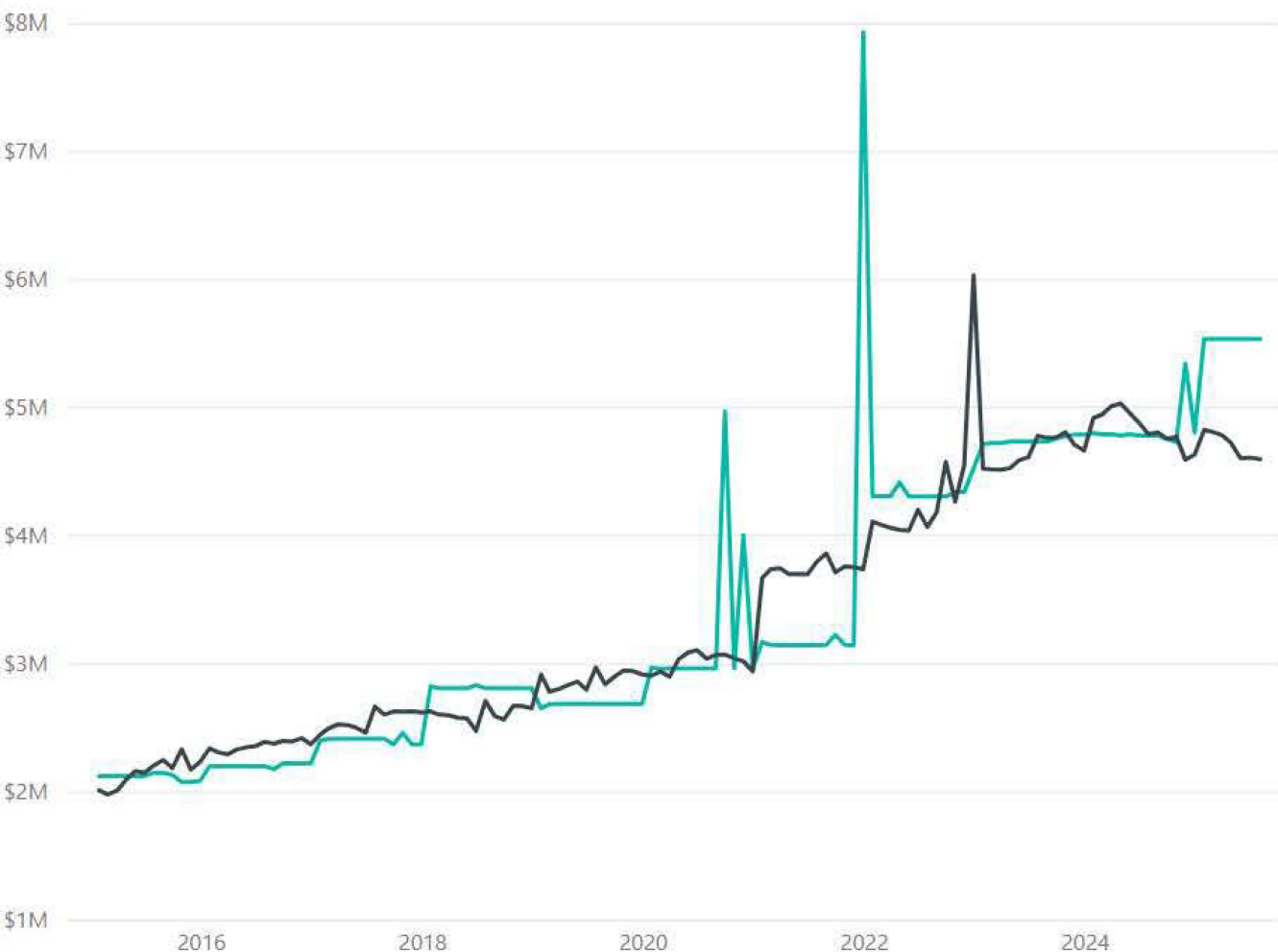


MonthDate	BA	HAP
Wednesday, November 30, 2016	\$2,216,742	\$2,414,761
Saturday, December 31, 2016	\$2,216,742	\$2,367,201
Tuesday, January 31, 2017	\$2,394,727	\$2,442,589
Tuesday, February 28, 2017	\$2,410,485	\$2,491,800
Friday, March 31, 2017	\$2,410,485	\$2,522,717
Sunday, April 30, 2017	\$2,410,485	\$2,518,316
Wednesday, May 31, 2017	\$2,410,485	\$2,495,352
Friday, June 30, 2017	\$2,410,485	\$2,457,568
Monday, July 31, 2017	\$2,410,485	\$2,661,951
Thursday, August 31, 2017	\$2,410,485	\$2,599,039
Saturday, September 30, 2017	\$2,365,569	\$2,624,012
Tuesday, October 31, 2017	\$2,454,813	\$2,622,478
Thursday, November 30, 2017	\$2,365,569	\$2,623,593
Sunday, December 31, 2017	\$2,365,569	\$2,616,547
Wednesday, January 31, 2018	\$2,821,513	\$2,623,618
Wednesday, February 28, 2018	\$2,805,755	\$2,599,270
Saturday, March 31, 2018	\$2,805,755	\$2,594,409
Monday, April 30, 2018	\$2,805,755	\$2,575,525
Thursday, May 31, 2018	\$2,805,755	\$2,570,811
Saturday, June 30, 2018	\$2,830,174	\$2,471,266
Tuesday, July 31, 2018	\$2,805,755	\$2,705,959
Friday, August 31, 2018	\$2,805,755	\$2,587,505
Sunday, September 30, 2018	\$2,805,755	\$2,559,297
Wednesday, October 31, 2018	\$2,805,755	\$2,667,340
Friday, November 30, 2018	\$2,805,755	\$2,665,572
Monday, December 31, 2018	\$2,805,755	\$2,647,647
Thursday, January 31, 2019	\$2,648,969	\$2,912,769

[Back to report](#)

HOUSING ASSISTANCE PAYMENTS COMPARED TO BUDGET AUTHORITY SINCE 2015

BA HAP



MonthDate	BA	HAP
Saturday, January 31, 2015	\$2,119,059	\$2,006,408
Saturday, February 28, 2015	\$2,119,059	\$1,974,470
Tuesday, March 31, 2015	\$2,119,059	\$2,002,958
Thursday, April 30, 2015	\$2,119,059	\$2,089,317
Sunday, May 31, 2015	\$2,119,059	\$2,157,804
Tuesday, June 30, 2015	\$2,119,059	\$2,143,496
Friday, July 31, 2015	\$2,143,521	\$2,200,578
Monday, August 31, 2015	\$2,141,945	\$2,244,584
Wednesday, September 30, 2015	\$2,127,255	\$2,179,043
Saturday, October 31, 2015	\$2,071,432	\$2,327,518
Monday, November 30, 2015	\$2,071,432	\$2,168,116
Thursday, December 31, 2015	\$2,079,015	\$2,230,371
Sunday, January 31, 2016	\$2,194,712	\$2,335,150
Monday, February 29, 2016	\$2,194,712	\$2,303,614
Thursday, March 31, 2016	\$2,194,712	\$2,288,099
Saturday, April 30, 2016	\$2,194,712	\$2,326,072
Tuesday, May 31, 2016	\$2,194,712	\$2,342,657
Thursday, June 30, 2016	\$2,194,712	\$2,351,782
Sunday, July 31, 2016	\$2,194,712	\$2,386,543
Wednesday, August 31, 2016	\$2,171,826	\$2,371,478
Friday, September 30, 2016	\$2,216,742	\$2,393,815
Monday, October 31, 2016	\$2,216,742	\$2,389,011
Wednesday, November 30, 2016	\$2,216,742	\$2,414,761
Saturday, December 31, 2016	\$2,216,742	\$2,367,201
Tuesday, January 31, 2017	\$2,394,727	\$2,442,589
Tuesday, February 28, 2017	\$2,410,485	\$2,491,800
Friday, March 31, 2017	\$2,410,485	\$2,522,717

Attachment C

< Back to report

UMAS AND UMLS FOR HCV PROGRAM SINCE 2015

UMA UML % Leasing Utilization



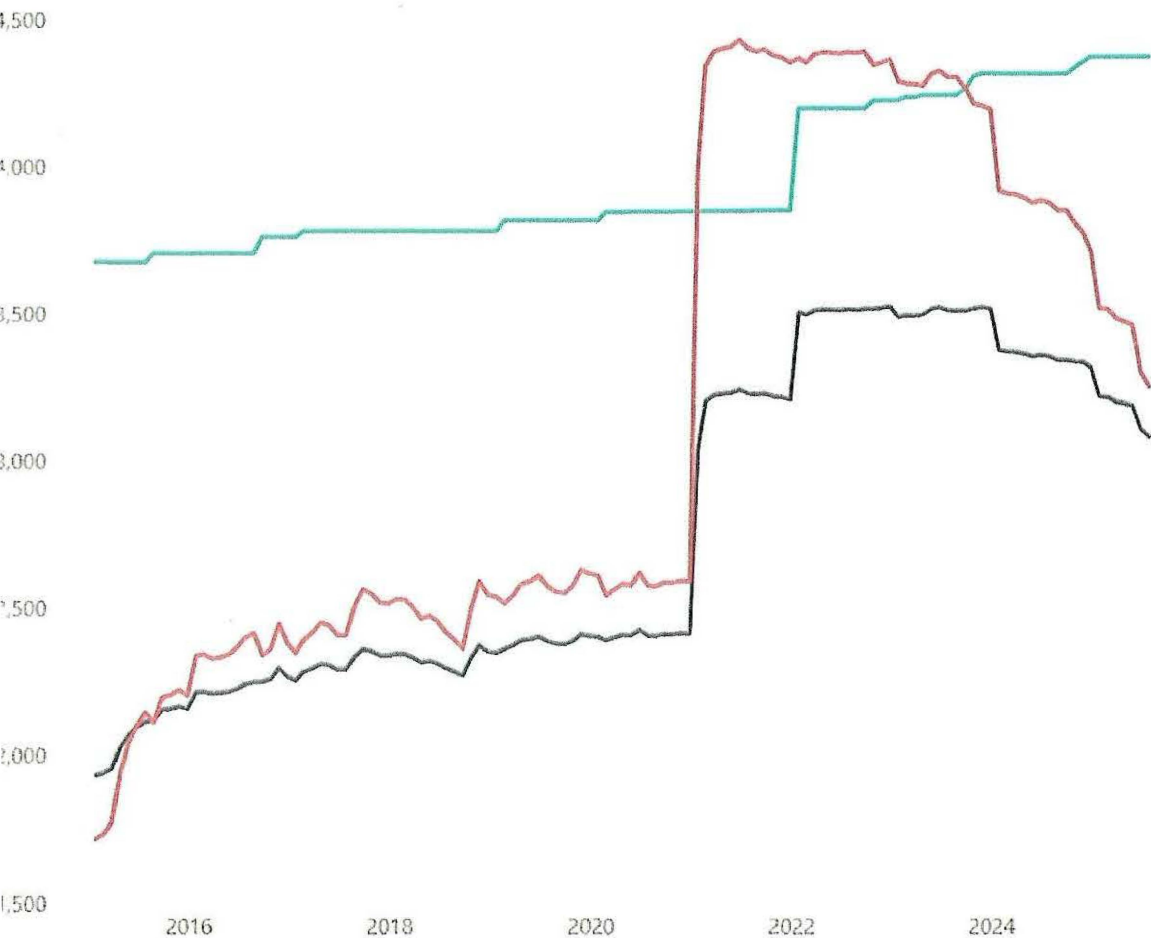
VOUCHERS HUD ISSUED TO HPHA / HPHA USED

MonthDate	UMA	UML	% Leasing Utilization
Sunday, April 30, 2023	4,248	3,501	82.42%
Wednesday, May 31, 2023	4,248	3,521	82.89%
Friday, June 30, 2023	4,248	3,526	83.00%
Monday, July 31, 2023	4,248	3,515	82.74%
Thursday, August 31, 2023	4,248	3,515	82.74%
Saturday, September 30, 2023	4,268	3,514	82.33%
Tuesday, October 31, 2023	4,311	3,522	81.70%
Thursday, November 30, 2023	4,321	3,527	81.62%
Sunday, December 31, 2023	4,321	3,521	81.49%
Wednesday, January 31, 2024	4,319	3,380	78.26%
Thursday, February 29, 2024	4,319	3,375	78.14%
Sunday, March 31, 2024	4,319	3,373	78.10%
Tuesday, April 30, 2024	4,319	3,367	77.96%
Friday, May 31, 2024	4,319	3,359	77.77%
Sunday, June 30, 2024	4,319	3,363	77.87%
Wednesday, July 31, 2024	4,319	3,359	77.77%
Saturday, August 31, 2024	4,319	3,346	77.47%
Monday, September 30, 2024	4,319	3,346	77.47%
Thursday, October 31, 2024	4,341	3,341	76.96%
Saturday, November 30, 2024	4,360	3,340	76.61%
Tuesday, December 31, 2024	4,379	3,321	75.84%
Friday, January 31, 2025	4,379	3,223	73.60%
Friday, February 28, 2025	4,379	3,221	73.56%
Monday, March 31, 2025	4,379	3,205	73.19%
Wednesday, April 30, 2025	4,379	3,199	73.05%
Saturday, May 31, 2025	4,379	3,193	72.92%
Monday, June 30, 2025	4,379	3,112	71.07%
Thursday, July 31, 2025	4,379	3,086	70.47%

< Back to report

UMAS AND UMLS FOR HCV PROGRAM SINCE 2015

UMA UML % Leasing Utilization

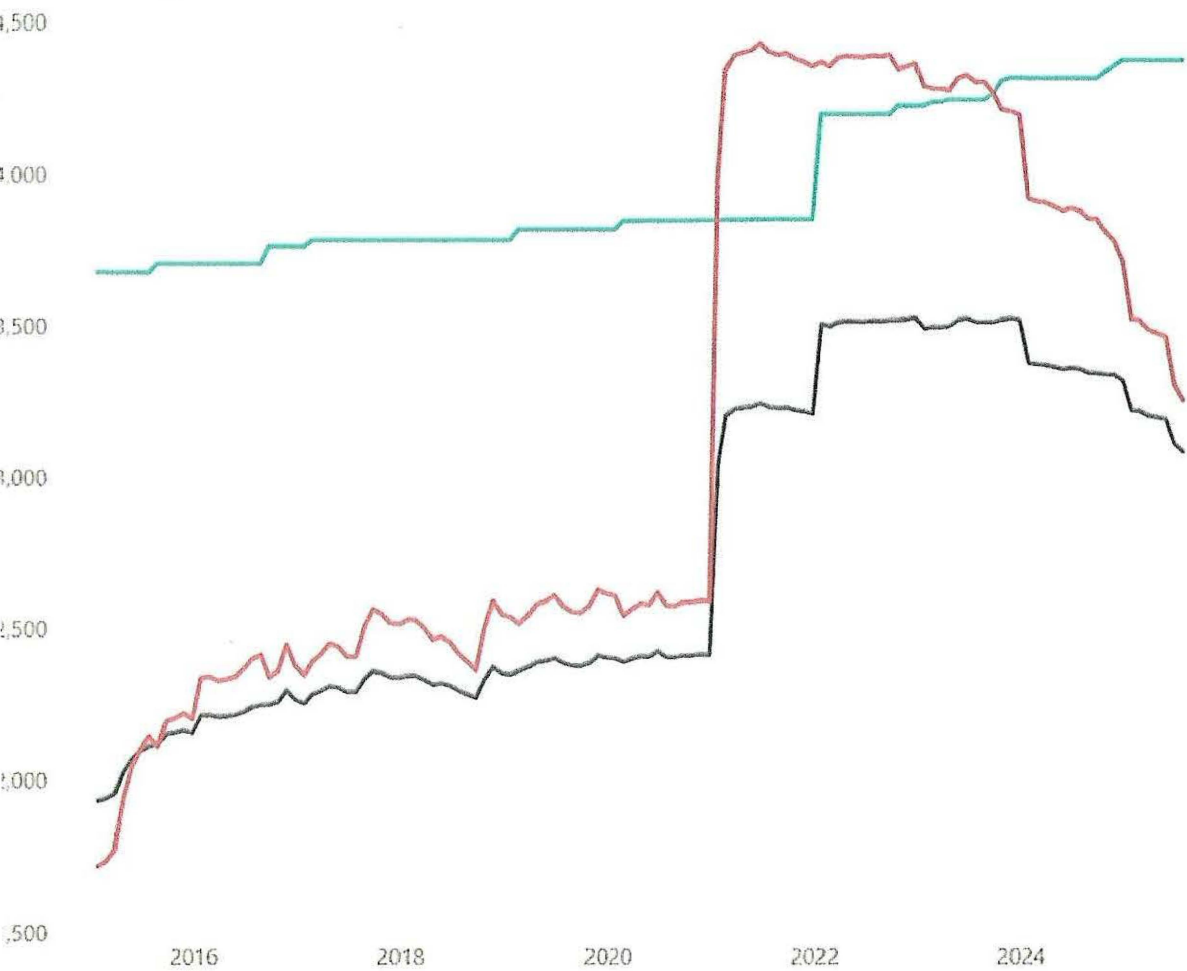


	MonthDate	UMA	UML	% Leasing Utilization
85%	Saturday, July 31, 2021	3,853	3,233	83.91%
	Tuesday, August 31, 2021	3,854	3,229	83.78%
	Thursday, September 30, 2021	3,854	3,232	83.86%
	Sunday, October 31, 2021	3,854	3,223	83.63%
80%	Tuesday, November 30, 2021	3,854	3,219	83.52%
	Friday, December 31, 2021	3,854	3,212	83.34%
	Monday, January 31, 2022	4,201	3,508	83.50%
	Monday, February 28, 2022	4,201	3,501	83.34%
75%	Thursday, March 31, 2022	4,201	3,515	83.67%
	Saturday, April 30, 2022	4,201	3,518	83.74%
	Tuesday, May 31, 2022	4,201	3,517	83.72%
	Thursday, June 30, 2022	4,201	3,516	83.69%
70%	Sunday, July 31, 2022	4,201	3,519	83.77%
	Wednesday, August 31, 2022	4,201	3,517	83.72%
	Friday, September 30, 2022	4,201	3,520	83.79%
65%	Monday, October 31, 2022	4,229	3,520	83.23%
	Wednesday, November 30, 2022	4,229	3,524	83.33%
	Saturday, December 31, 2022	4,229	3,529	83.45%
	Tuesday, January 31, 2023	4,230	3,493	82.58%
60%	Tuesday, February 28, 2023	4,240	3,498	82.50%
	Friday, March 31, 2023	4,240	3,497	82.48%
	Sunday, April 30, 2023	4,248	3,501	82.42%
	Wednesday, May 31, 2023	4,248	3,521	82.89%
55%	Friday, June 30, 2023	4,248	3,526	83.00%
	Monday, July 31, 2023	4,248	3,515	82.74%
	Thursday, August 31, 2023	4,248	3,515	82.74%
50%	Saturday, September 30, 2023	4,268	3,514	82.33%

< Back to report

UMAS AND UMLS FOR HCV PROGRAM SINCE 2015

UMA UML % Leasing Utilization

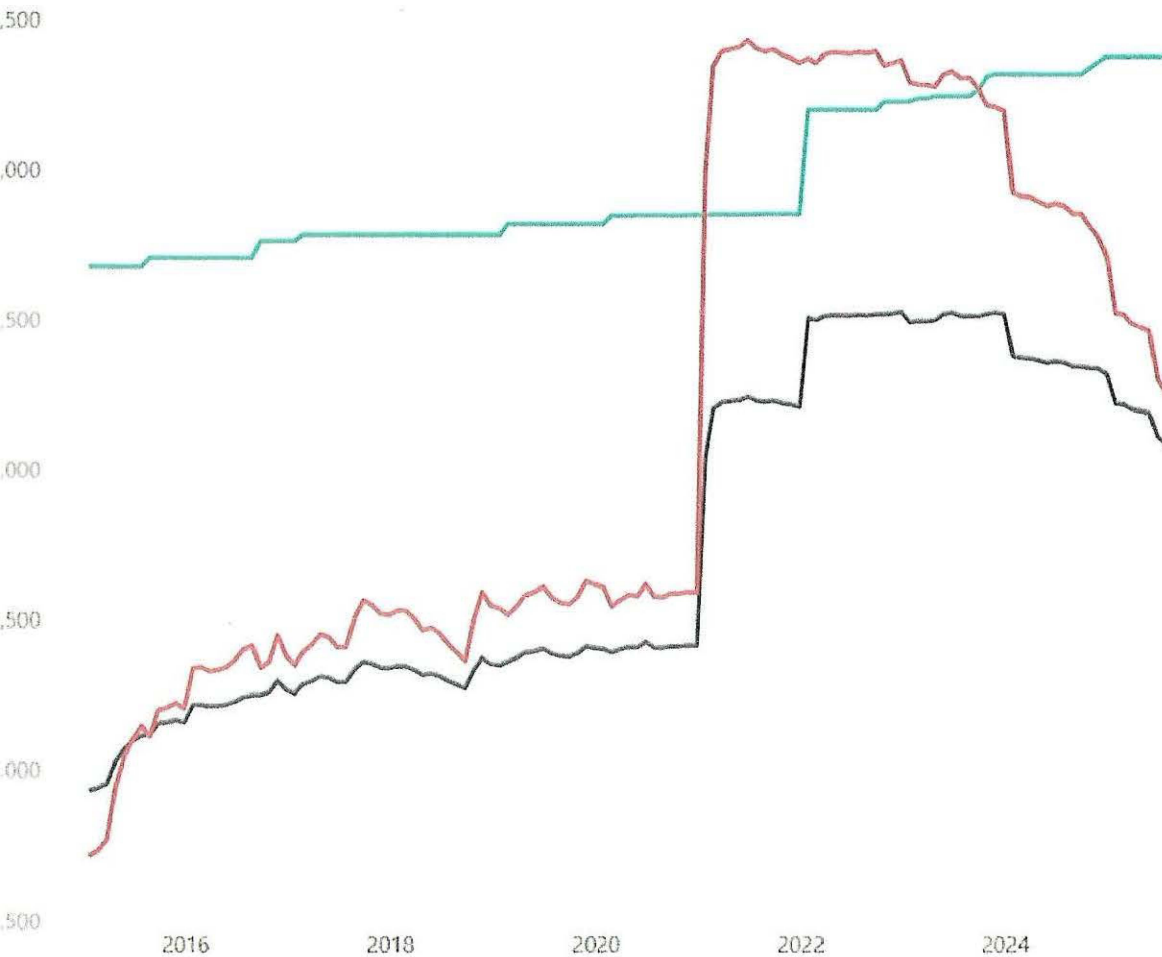


	MonthDate	UMA	UML	% Leasing Utilization
85%	Friday, May 31, 2019	3,820	2,397	62.75%
	Sunday, June 30, 2019	3,820	2,405	62.96%
	Wednesday, July 31, 2019	3,820	2,389	62.54%
	Saturday, August 31, 2019	3,820	2,381	62.33%
80%	Monday, September 30, 2019	3,820	2,379	62.28%
	Thursday, October 31, 2019	3,820	2,390	62.57%
	Saturday, November 30, 2019	3,820	2,413	63.17%
	Tuesday, December 31, 2019	3,820	2,408	63.04%
75%	Friday, January 31, 2020	3,820	2,404	62.93%
	Saturday, February 29, 2020	3,848	2,393	62.19%
	Tuesday, March 31, 2020	3,849	2,403	62.43%
	Thursday, April 30, 2020	3,849	2,411	62.64%
70%	Sunday, May 31, 2020	3,850	2,410	62.60%
	Tuesday, June 30, 2020	3,850	2,428	63.06%
	Friday, July 31, 2020	3,850	2,409	62.57%
65%	Monday, August 31, 2020	3,850	2,408	62.55%
	Wednesday, September 30, 2020	3,850	2,414	62.70%
	Saturday, October 31, 2020	3,850	2,414	62.70%
	Monday, November 30, 2020	3,851	2,417	62.76%
60%	Thursday, December 31, 2020	3,851	2,416	62.74%
	Sunday, January 31, 2021	3,851	3,044	79.04%
	Sunday, February 28, 2021	3,852	3,205	83.20%
	Wednesday, March 31, 2021	3,852	3,227	83.77%
55%	Friday, April 30, 2021	3,852	3,231	83.88%
	Monday, May 31, 2021	3,853	3,235	83.96%
	Wednesday, June 30, 2021	3,853	3,245	84.22%
50%	Saturday, July 31, 2021	3,853	3,233	83.91%

< Back to report

UMAS AND UMLS FOR HCV PROGRAM SINCE 2015

UMA UML % Leasing Utilization

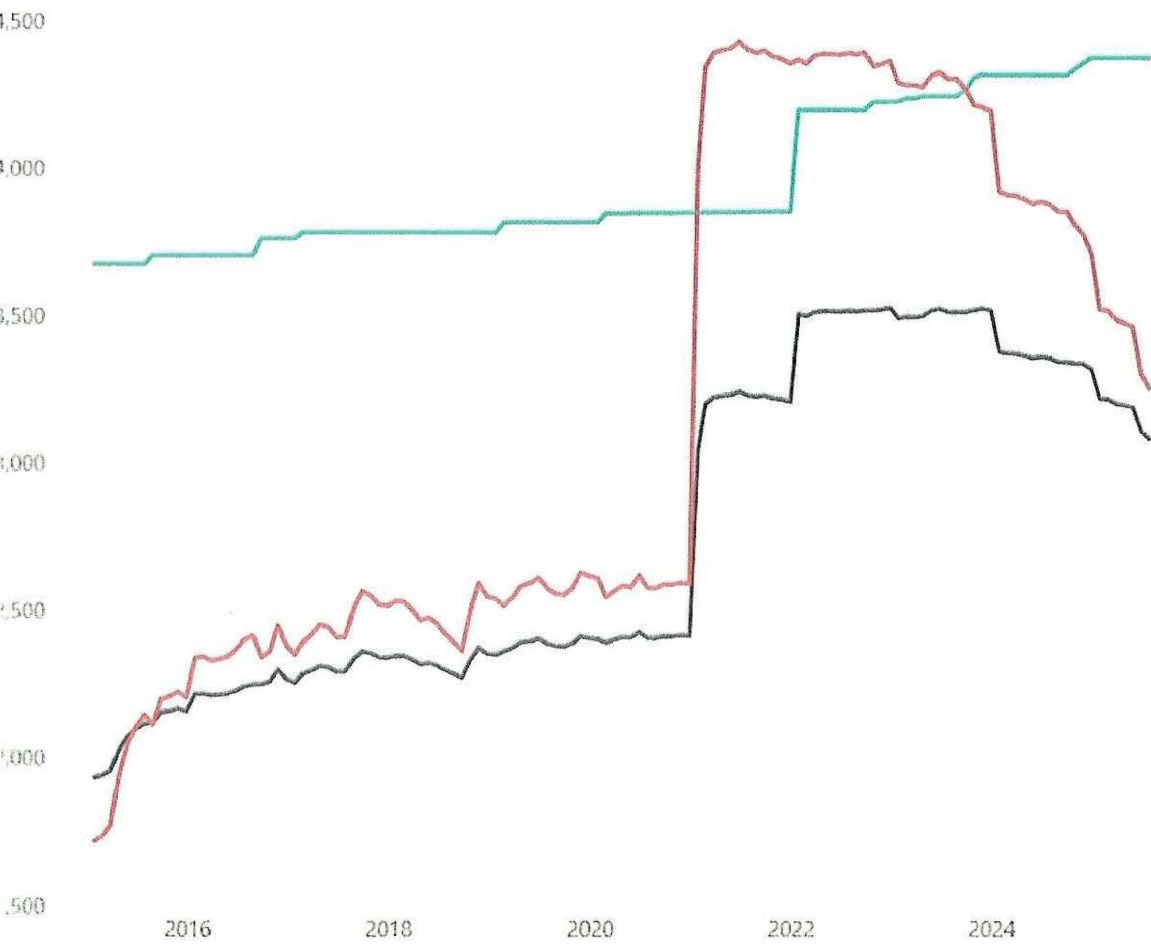


MonthDate	UMA	UML	% Leasing Utilization
85% Friday, March 31, 2017	3,785	2,298	60.71%
Sunday, April 30, 2017	3,785	2,313	61.11%
Wednesday, May 31, 2017	3,785	2,309	61.00%
Friday, June 30, 2017	3,785	2,294	60.61%
80% Monday, July 31, 2017	3,785	2,294	60.61%
Thursday, August 31, 2017	3,785	2,339	61.80%
Saturday, September 30, 2017	3,785	2,363	62.43%
Tuesday, October 31, 2017	3,785	2,356	62.25%
75% Thursday, November 30, 2017	3,785	2,343	61.90%
Sunday, December 31, 2017	3,785	2,341	61.85%
Wednesday, January 31, 2018	3,785	2,348	62.03%
70% Wednesday, February 28, 2018	3,785	2,347	62.01%
Saturday, March 31, 2018	3,785	2,335	61.69%
Monday, April 30, 2018	3,785	2,319	61.27%
Thursday, May 31, 2018	3,785	2,323	61.37%
65% Saturday, June 30, 2018	3,785	2,315	61.16%
Tuesday, July 31, 2018	3,785	2,298	60.71%
Friday, August 31, 2018	3,785	2,286	60.40%
Sunday, September 30, 2018	3,785	2,274	60.08%
60% Wednesday, October 31, 2018	3,785	2,335	61.69%
Friday, November 30, 2018	3,785	2,375	62.75%
Monday, December 31, 2018	3,785	2,355	62.22%
55% Thursday, January 31, 2019	3,785	2,351	62.11%
Thursday, February 28, 2019	3,820	2,363	61.86%
Sunday, March 31, 2019	3,820	2,375	62.17%
Tuesday, April 30, 2019	3,820	2,392	62.62%
50% Friday, May 31, 2019	3,820	2,397	62.75%

< Back to report

UMAS AND UMLS FOR HCV PROGRAM SINCE 2015

UMA UML % Leasing Utilization

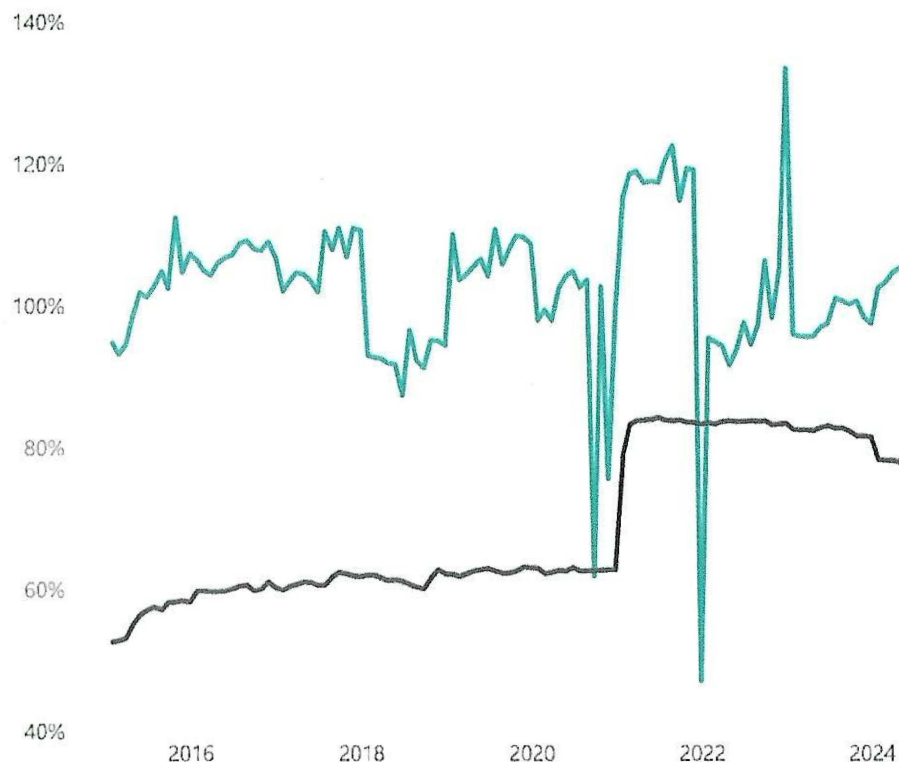


MonthDate	UMA	UML	% Leasing Utilization
85% Saturday, January 31, 2015	3,678	1,933	52.56%
Saturday, February 28, 2015	3,678	1,940	52.75%
Tuesday, March 31, 2015	3,678	1,956	53.18%
Thursday, April 30, 2015	3,678	2,027	55.11%
80% Sunday, May 31, 2015	3,678	2,073	56.36%
Tuesday, June 30, 2015	3,678	2,098	57.04%
Friday, July 31, 2015	3,678	2,116	57.53%
Monday, August 31, 2015	3,708	2,119	57.15%
75% Wednesday, September 30, 2015	3,708	2,156	58.14%
Saturday, October 31, 2015	3,708	2,160	58.25%
Monday, November 30, 2015	3,708	2,167	58.44%
Thursday, December 31, 2015	3,708	2,159	58.23%
70% Sunday, January 31, 2016	3,708	2,217	59.79%
Monday, February 29, 2016	3,708	2,219	59.84%
Thursday, March 31, 2016	3,708	2,213	59.68%
65% Saturday, April 30, 2016	3,708	2,215	59.74%
Tuesday, May 31, 2016	3,708	2,219	59.84%
Thursday, June 30, 2016	3,708	2,229	60.11%
Sunday, July 31, 2016	3,708	2,244	60.52%
60% Wednesday, August 31, 2016	3,708	2,250	60.68%
Friday, September 30, 2016	3,765	2,252	59.81%
Monday, October 31, 2016	3,765	2,261	60.05%
Wednesday, November 30, 2016	3,765	2,299	61.06%
55% Saturday, December 31, 2016	3,765	2,269	60.27%
Tuesday, January 31, 2017	3,765	2,256	59.92%
Tuesday, February 28, 2017	3,785	2,287	60.42%
Friday, March 31, 2017	3,785	2,298	60.71%
50% - - - - -	- - - - -	- - - - -	- - - - -

< Back to report

BUDGET AND UNIT UTILIZATION SINCE 2015

● % Budget Utilization ● % Leasing Utilization



MonthDate

LIE % Budget Utilization

Vouchers used % Leasing Utilization

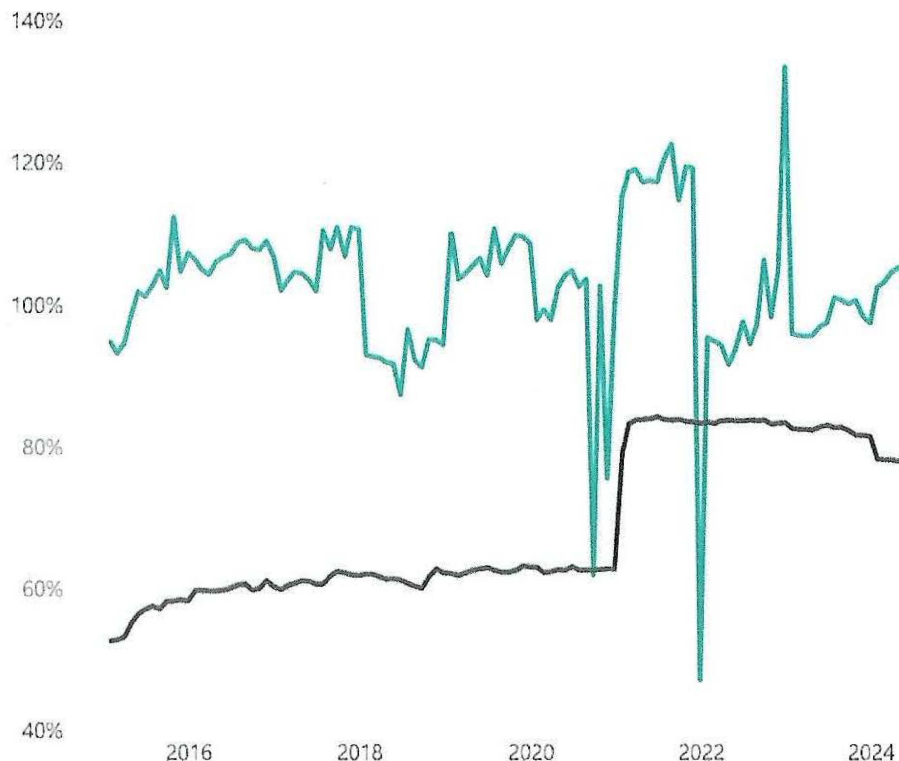
Thursday, August 31, 2023	100.64%	82.74%
Saturday, September 30, 2023	100.17%	82.33%
Tuesday, October 31, 2023	100.60%	81.70%
Thursday, November 30, 2023	98.35%	81.62%
Sunday, December 31, 2023	97.38%	81.49%
Wednesday, January 31, 2024	102.47%	78.26%
Thursday, February 29, 2024	103.21%	78.14%
Sunday, March 31, 2024	104.57%	78.10%
Tuesday, April 30, 2024	105.22%	77.96%
Friday, May 31, 2024	103.39%	77.77%
Sunday, June 30, 2024	102.09%	77.87%
Wednesday, July 31, 2024	100.22%	77.77%
Saturday, August 31, 2024	100.54%	77.47%
Monday, September 30, 2024	100.01%	77.47%
Thursday, October 31, 2024	100.88%	76.96%
Saturday, November 30, 2024	85.93%	76.61%
Tuesday, December 31, 2024	96.40%	75.84%
Friday, January 31, 2025	87.15%	73.60%
Friday, February 28, 2025	86.89%	73.56%
Monday, March 31, 2025	86.42%	73.19%
Wednesday, April 30, 2025	85.32%	73.05%
Saturday, May 31, 2025	83.16%	72.92%
Monday, June 30, 2025	83.23%	71.07%

2024
Avg.
77.51%

< Back to report

BUDGET AND UNIT UTILIZATION SINCE 2015

● % Budget Utilization ● % Leasing Utilization



MonthDate	% Budget Utilization	% Leasing Utilization
Friday, December 31, 2021	47.00%	83.34%
Monday, January 31, 2022	95.34%	83.50%
Monday, February 28, 2022	94.79%	83.34%
Thursday, March 31, 2022	94.25%	83.67%
Saturday, April 30, 2022	91.57%	83.74%
Tuesday, May 31, 2022	93.76%	83.72%
Thursday, June 30, 2022	97.55%	83.69%
Sunday, July 31, 2022	94.45%	83.77%
Wednesday, August 31, 2022	97.12%	83.72%
Friday, September 30, 2022	106.29%	83.79%
Monday, October 31, 2022	98.27%	83.23%
Wednesday, November 30, 2022	104.85%	83.33%
Saturday, December 31, 2022	133.40%	83.45%
Tuesday, January 31, 2023	95.93%	82.58%
Tuesday, February 28, 2023	95.60%	82.50%
Friday, March 31, 2023	95.55%	82.48%
Sunday, April 30, 2023	95.62%	82.42%
Wednesday, May 31, 2023	96.97%	82.89%
Friday, June 30, 2023	97.42%	83.00%
Monday, July 31, 2023	100.99%	82.74%
Thursday, August 31, 2023	100.64%	82.74%
Saturday, September 30, 2023	100.17%	82.33%

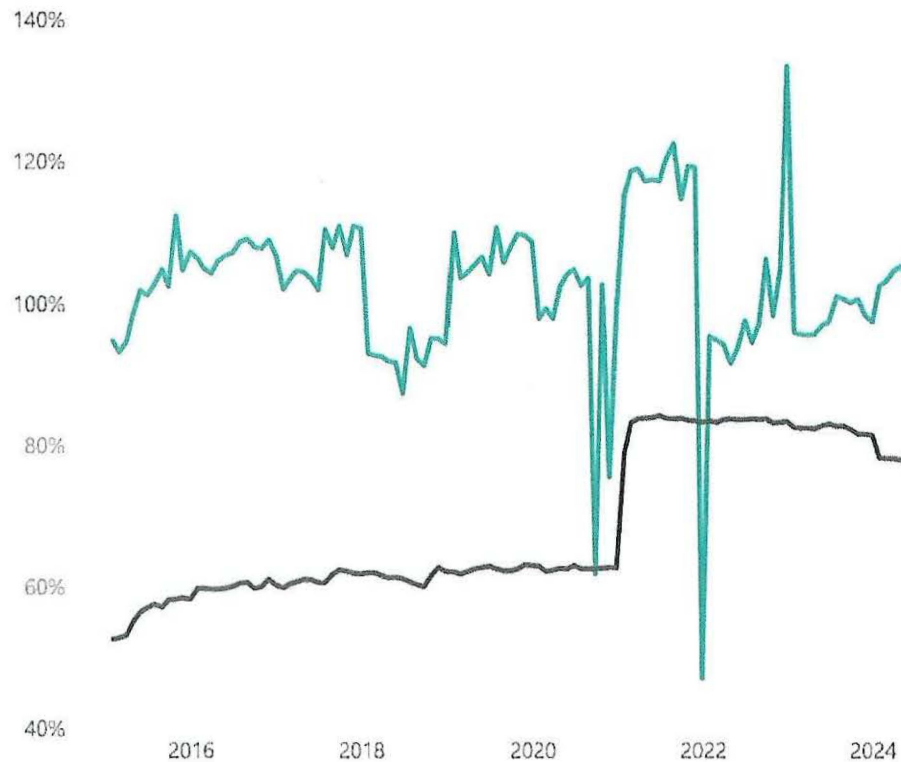
2022
Aug
83.57%

2023
Aug
82.37%

< Back to report

BUDGET AND UNIT UTILIZATION SINCE 2015

● % Budget Utilization ● % Leasing Utilization



MonthDate	% Budget Utilization	% Leasing Utilization
Saturday, February 29, 2020	99.30%	62.19%
Tuesday, March 31, 2020	97.87%	62.43%
Thursday, April 30, 2020	102.50%	62.64%
Sunday, May 31, 2020	104.17%	62.60%
Tuesday, June 30, 2020	104.83%	63.06%
Friday, July 31, 2020	102.56%	62.57%
Monday, August 31, 2020	103.60%	62.55%
Wednesday, September 30, 2020	61.86%	62.70%
Saturday, October 31, 2020	102.67%	62.70%
Monday, November 30, 2020	75.57%	62.76%
Thursday, December 31, 2020	99.17%	62.74%
Sunday, January 31, 2021	115.49%	79.04%
Sunday, February 28, 2021	118.53%	83.20%
Wednesday, March 31, 2021	118.84%	83.77%
Friday, April 30, 2021	117.33%	83.88%
Monday, May 31, 2021	117.44%	83.96%
Wednesday, June 30, 2021	117.31%	84.22%
Saturday, July 31, 2021	120.44%	83.91%
Tuesday, August 31, 2021	122.44%	83.78%
Thursday, September 30, 2021	114.83%	83.86%
Sunday, October 31, 2021	119.20%	83.63%
Tuesday, November 30, 2021	119.07%	83.52%
Friday, December 31, 2021	47.00%	83.34%

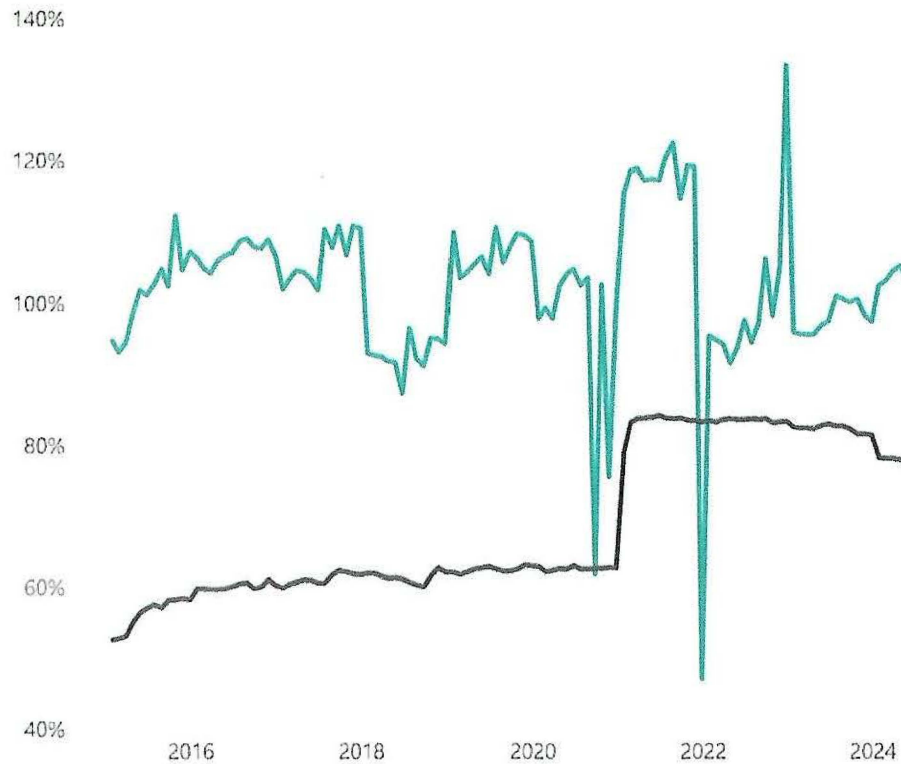
2020
Avg
62.65%

2021
Avg.
83.34%

< Back to report

BUDGET AND UNIT UTILIZATION SINCE 2015

● % Budget Utilization ● % Leasing Utilization



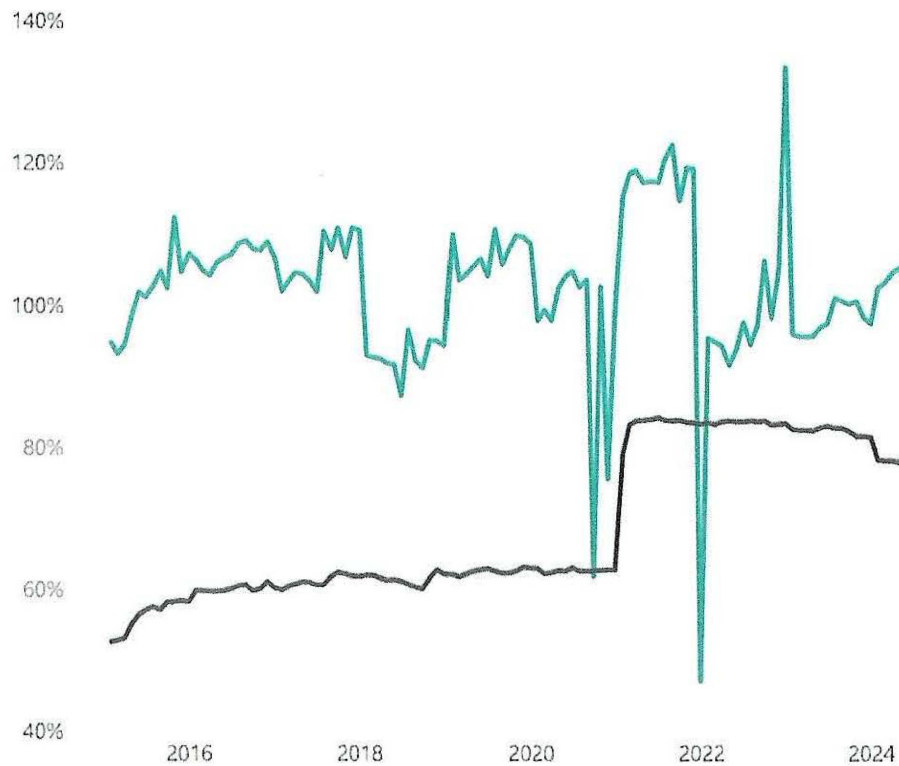
MonthDate	% Budget Utilization	% Leasing Utilization
Monday, April 30, 2018	91.79%	61.27%
Thursday, May 31, 2018	91.63%	61.37%
Saturday, June 30, 2018	87.32%	61.16%
Tuesday, July 31, 2018	96.44%	60.71%
Friday, August 31, 2018	92.22%	60.40%
Sunday, September 30, 2018	91.22%	60.08%
Wednesday, October 31, 2018	95.07%	61.69%
Friday, November 30, 2018	95.00%	62.75%
Monday, December 31, 2018	94.36%	62.22%
Thursday, January 31, 2019	109.96%	62.11%
Thursday, February 28, 2019	103.61%	61.86%
Sunday, March 31, 2019	104.40%	62.17%
Tuesday, April 30, 2019	105.50%	62.62%
Friday, May 31, 2019	106.56%	62.75%
Sunday, June 30, 2019	104.14%	62.96%
Wednesday, July 31, 2019	110.71%	62.54%
Saturday, August 31, 2019	105.78%	62.33%
Monday, September 30, 2019	107.92%	62.28%
Thursday, October 31, 2019	109.82%	62.57%
Saturday, November 30, 2019	109.63%	63.17%
Tuesday, December 31, 2019	108.64%	63.04%
Friday, January 31, 2020	97.82%	62.93%
Saturday, February 29, 2020	99.30%	62.19%

2019
Avg
62.53%

< Back to report

BUDGET AND UNIT UTILIZATION SINCE 2015

● % Budget Utilization ● % Leasing Utilization



MonthDate	% Budget Utilization	% Leasing Utilization
Sunday, July 31, 2016	108.74%	60.52%
Wednesday, August 31, 2016	109.19%	60.68%
Friday, September 30, 2016	107.99%	59.81%
Monday, October 31, 2016	107.77%	60.05%
Wednesday, November 30, 2016	108.93%	61.06%
Saturday, December 31, 2016	106.79%	60.27%
Tuesday, January 31, 2017	102.00%	59.92%
Tuesday, February 28, 2017	103.37%	60.42%
Friday, March 31, 2017	104.66%	60.71%
Sunday, April 30, 2017	104.47%	61.11%
Wednesday, May 31, 2017	103.52%	61.00%
Friday, June 30, 2017	101.95%	60.61%
Monday, July 31, 2017	110.43%	60.61%
Thursday, August 31, 2017	107.82%	61.80%
Saturday, September 30, 2017	110.93%	62.43%
Tuesday, October 31, 2017	106.83%	62.25%
Thursday, November 30, 2017	110.91%	61.90%
Sunday, December 31, 2017	110.61%	61.85%
Wednesday, January 31, 2018	92.99%	62.03%
Wednesday, February 28, 2018	92.64%	62.01%
Saturday, March 31, 2018	92.47%	61.69%
Monday, April 30, 2018	91.79%	61.27%
Thursday, May 31, 2018	91.63%	61.37%

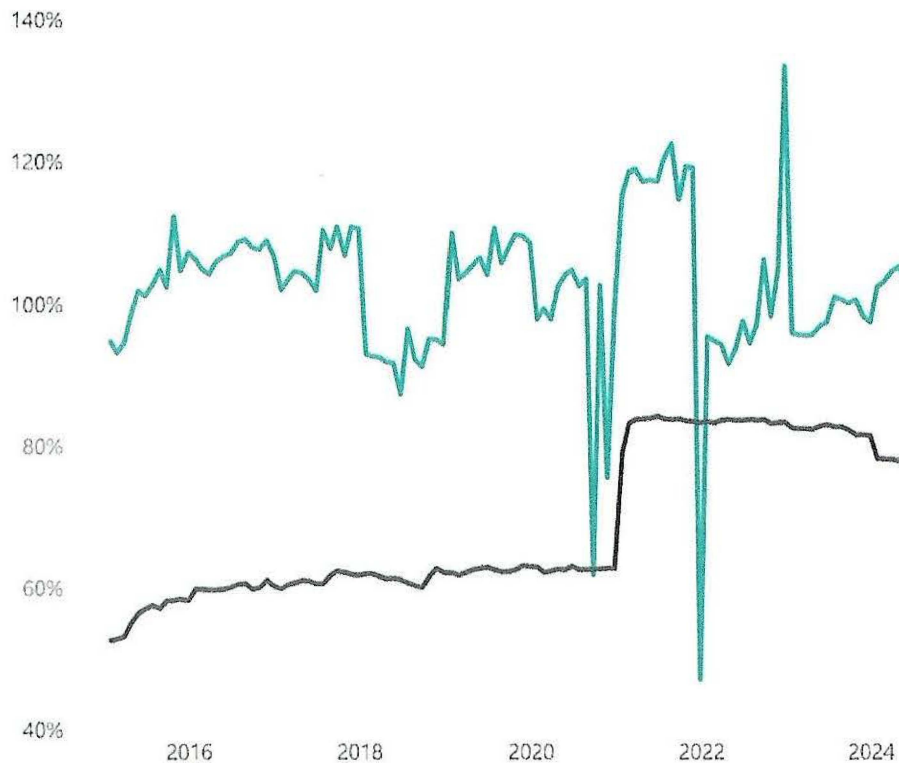
2017
Avg.
61.21%

2018
Avg.
61.44%

< Back to report

BUDGET AND UNIT UTILIZATION SINCE 2015

● % Budget Utilization ● % Leasing Utilization




MonthDate	% Budget Utilization	% Leasing Utilization
Saturday, January 31, 2015	94.68%	52.56%
Saturday, February 28, 2015	93.18%	52.75%
Tuesday, March 31, 2015	94.52%	53.18%
Thursday, April 30, 2015	98.60%	55.11%
Sunday, May 31, 2015	101.83%	56.36%
Tuesday, June 30, 2015	101.15%	57.04%
Friday, July 31, 2015	102.66%	57.53%
Monday, August 31, 2015	104.79%	57.15%
Wednesday, September 30, 2015	102.43%	58.14%
Saturday, October 31, 2015	112.36%	58.25%
Monday, November 30, 2015	104.67%	58.44%
Thursday, December 31, 2015	107.28%	58.23%
Sunday, January 31, 2016	106.40%	59.79%
Monday, February 29, 2016	104.96%	59.84%
Thursday, March 31, 2016	104.26%	59.68%
Saturday, April 30, 2016	105.99%	59.74%
Tuesday, May 31, 2016	106.74%	59.84%
Thursday, June 30, 2016	107.16%	60.11%
Sunday, July 31, 2016	108.74%	60.52%
Wednesday, August 31, 2016	109.19%	60.68%
Friday, September 30, 2016	107.99%	59.81%
Monday, October 31, 2016	107.77%	60.05%
Wednesday, November 30, 2016	108.00%	61.00%

2015
Avg: 56.22%

2016
Avg: 60.11%

Housing Choice Voucher - Budget & Reserves

Select a State: HI Select a Public Housing Authority: HI901 - Hawaii Public Housing Authority MTW?: All Clear All Filters: 

Data is current as of June 2025.

2025 Total Budget Authority for HCV Program

\$66,163,047

HCV Total Reserves as of 12/31/24

\$44

Reserves % of BA

0.00%

HUD recommends a PHA aim to end the year with no more than the following reserve levels: 4% for PHAs with 500+ units; 6% for PHAs with 250-499 units; and 10% for PHAs under 250 units.

Total Reserves

% Reserves

*

Top 20 Public Housing Authorities Based on HCV Total Reserves

PHA Code	PHA Name	Total 2025 Budget Authority (BA)	HCV Total Reserves	% Budget Authority	Reserves %
HI901	Hawaii Public Housing Authority	\$66,163,047	\$44	85.36%	0.00%

4,379 VOUCHERS - HUD ISSUED TO HPHA (100%)

3,112 VOUCHERS - HPHA ISSUED TO SECTION 8 RECIPIENTS (72.90%)

72.90% VOUCHERS USED = \$48,232,861

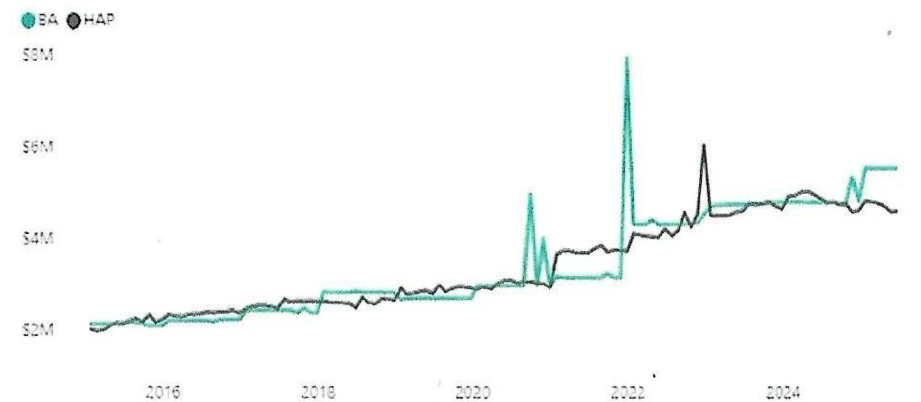
27.10% VOUCHERS **NOT** USED = **\$17,930,185**

\$17,930,185 DISAPPEARS - NOT IN RESERVES

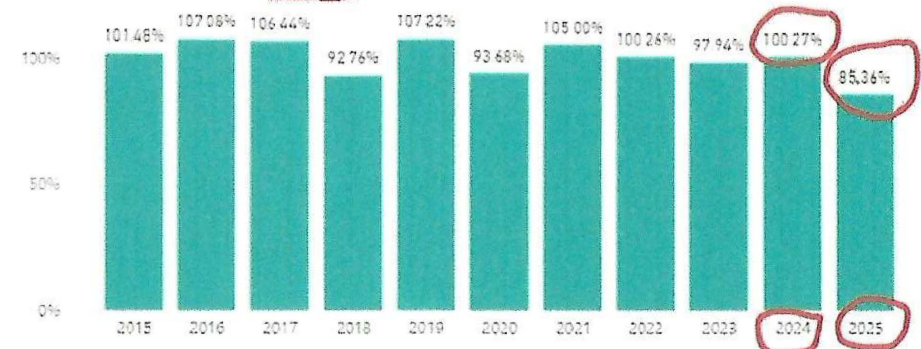
* \$44 IN RESERVES (June 2025)

\$140,120 IN RESERVES (Dec 2024)

Housing Assistance Payments Compared to Budget Authority since 2015



Budget Utilization Spent Year over Year



Housing Choice Voucher - Summary Page

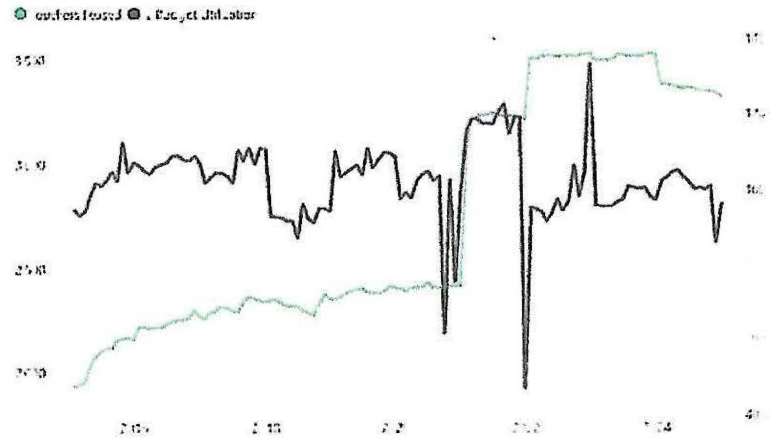
Summary Page

This page defaults to a national view. Please select the State and Public Housing Authority you are interested in viewing using the dropdown menus below. The data will adjust based on your selection.

Data is current as of December 2024.

Select a State: HI
Select a Public Housing Authority: HI901 - Hawaii Public Housing Authority
MTW?: All
Clear All Filters:

Vouchers Leased and Budget Utilization since 2015



Budget & Leasing Overview

Current Reported Leasing

3,321

2024 YTD Spending as a Percentage of Annual Budget Authority

100.27%

Average Per Unit Cost: *

\$1,391.60

2024 YTD HAP Expenditures vs 2024 YTD Budget Authority (BA)



HCV Total Reserves as of 12/31/2023 *

\$140,120

Reserves
AS OF
12.31.23

HCV - Special Purpose Vouchers

Current Special Purpose Voucher Utilization as of June 2025.
Special Purpose Vouchers are included in the ACC of a Public Housing Authority with the exception of Mainstream.

Select a State: Select a Public Housing Authority:

MTW?:

Clear All Filters:

Data is current as of June 2025.

HI



HI901 - Hawaii Public Housing Authority



All



Mainstream Vouchers

PHA Name	PHA Code	MS Total Effective Awards	MS Total Leased	MS % Leasing
Hawaii Public Housing Authority	HI901	78	57	73.08%
Total		78	57	73.08%

Family Unification Program Vouchers (FUP)

PHA Name	PHA Code	FUP Total Effective Awards	FUP Total Leased	FUP % Leasing
Hawaii Public Housing Authority	HI901	4	0	0.00%
Total		4	0	0.00%

Non-Elderly Disabled Vouchers (NEDs)

PHA Name	PHA Code	Total NED Awards	Total NED Leased	NED Leasing %
Hawaii Public Housing Authority	HI901	175	170	97.14%
Total		175	170	97.14%

Veterans Affairs Supportive Housing Vouchers (HUD VASH)

PHA Name	PHA Code	VASH Total Effective Awards	VASH Total Leased	VASH Leasing %
Hawaii Public Housing Authority	HI901	643	421	65.47%
Total		643	421	65.47%

From: [Hawaii State LGBTQ Plus Commission](#)
To: [OE.Elections.Commission](#)
Subject: [EXTERNAL] Testimony for Oct 1 Meeting.
Date: Monday, September 29, 2025 1:18:01 PM
Attachments: [HiStateLGBTQComm.Oct1.pdf](#)

Aloha,

Please find attached the Hawai'i State LGBTQ+ Commission's testimony for the OCT 1 meeting.

Please let me know if you have any questions or concerns.

Mahalo,

Michael Golojuch, Jr. (he/him)
Vice Chair
Hawai'i State LGBTQ+ Commission
Established [by HRS 369](#)
Inaugural [confirmation on June 28, 2024](#)
[Website](#)



Social Media Platforms:

[Facebook](#) /hawaiiistatelgbtqpluscommission
[Instagram](#) @hawaiiistatelgbtqpluscommission
[Threads](#) @hawaiiistatelgbtqpluscommission
[YouTube](#): @HawaiiStateLGBTQPlusCommission



Hawai'i State Lesbian, Gay, Bisexual, Transgender, Queer Plus Commission

Advocating for the Hawai'i LGBTQIA+ Community



Mailing Address: LGBTQ+ Commission, c/o The Department of Human Services,
P.O. Box 339, Honolulu, Hawai'i 96809-0339

Email: hawaiistatelgbtqpluscommission@gmail.com
Web: <https://humanservices.hawaii.gov/lgbtq-commission/>

September 29, 2025

Elections Commission
c/o Office of Elections
802 Lehua Avenue
Pearl City, HI 96782

Email: elections.commission@hawaii.gov

Re: Submission of Statement in Support of Hawai'i's All Mail-In Voting System

Aloha Chairperson Curtis and Members of the Commission:

On behalf of the [Hawai'i State LGBTQ+ Commission](https://humanservices.hawaii.gov/lgbtq-commission/), mahalo for the opportunity to submit this letter and attached statement in support of maintaining and strengthening Hawai'i's **all mail-in voting** system (Act 136 / HB 1248, 2019), adopted statewide beginning with the 2020 elections.

We write to respectfully request that this submission be included in the public record and considered at your upcoming meetings, and urge the Commission to adopt a formal resolution in support of the all mail-in voting system.

Enclosed is our full **Statement in Support of All Mail-In Voting**, which outlines the Commission's rationale rooted in economic justice, access to voting, and equity for marginalized communities. In summary:

- **Economic justice:** Mail-in voting alleviates financial and logistical burdens on individuals balancing work, caregiving, and transportation challenges.
- **Access and inclusion:** The system reduces barriers that disproportionately affect [māhū, LGBTQIA+, QTPI+](#) individuals, low-income persons, rural residents, persons with disabilities, and other marginalized groups.
- **Democratic participation:** A more accessible system for minorities that helps strengthen civic engagement and ensures that all voices can be heard.
- **State leadership:** Hawai'i's experience with vote-by-mail demonstrates innovation in inclusive elections. Rather than rolling back, the system should be refined to address any disparities.

We respectfully offer to provide oral testimony during the meeting, or to respond to questions or requests for further data or community input.

Proudly established pursuant to Hawai'i Revised Statutes Chapter 369, as enacted through Act 41, Session Laws of Hawai'i 2022

Re: HI State LGBTQ+ Commission Statement in Support of All Mail-In Voting

Mahalo nui loa for your consideration of this important matter. We stand ready to collaborate with the Commission and the Office of Elections to ensure that Hawai'i continues to lead in equitable and accessible democratic practices.

With respect and aloha,

Michael Golojuch, Jr. (he/him)
Vice Chair
Hawai'i State LGBTQ+ Commission

Email: hawaiistatelgbtqpluscommission@gmail.com

Enclosure: Statement in Support of All Mail-In Voting



Hawai'i State Lesbian, Gay, Bisexual, Transgender, Queer Plus Commission

Advocating for the Hawai'i LGBTQIA+ Community



Mailing Address: LGBTQ+ Commission, c/o The Department of Human Services,
P.O. Box 339, Honolulu, Hawai'i 96809-0339

Email: hawaiistatelgbtqpluscommission@gmail.com
Web: <https://humanservices.hawaii.gov/lgbtq-commission/>

Statement from the Hawai'i State LGBTQ+ Commission in Support of All Mail-In Voting

Approved on: September 8, 2025

The **Hawai'i State LGBTQ+ Commission** firmly supports the continuation and enhancement of Hawai'i's statewide all-mail voting system, enacted via **Act 136 (HB 1248)** in 2019 and first implemented in the 2020 elections—beginning with the primary. (elections.hawaii.gov, [Honolulu Civil Beat](https://www.honolulu.gov/civilbeat/))

Mail-in voting is more than a convenience; it is a tool for equity, economic justice, and inclusive democracy.

1. Economic Justice: Reducing Financial Obstacles to Voting

By enabling voters to cast ballots securely from home, all-mail voting eliminates burdens that disproportionately impact individuals balancing low-wage work, caregiving responsibilities, transportation challenges, and unpredictable schedules. It ensures no one must choose between earning a living and exercising their right to vote.

A 2019 analysis estimated that statewide mail-in voting could **save Hawai'i tax-payers approximately \$750,000 per election cycle** by reducing the need for polling-place staffing, facilities, and equipment including its maintenance and emergency replacements. ([Hawaii Business Magazine](https://www.hawaiibusinessmagazine.com))

2. Expanding Access for Marginalized Voters especially the LGBTQIA+ Community

The māhū, LGBTQIA+, QTPI+, and MVPFAFF+ community includes many individuals facing economic precarity, unstable housing, and discrimination—factors that make in-person voting logistically and emotionally taxing. Mail-in voting helps level the playing field by mitigating those barriers.

Even while turnout improved in 2020—with **99% of roughly 406,000 voters using mail-in ballots for the primary** ([Center for Public Integrity](https://www.centerforpublicintegrity.org))—we recognize that some populations still face challenges. Those experiencing homelessness or limited English proficiency are at risk of being under-served by this system. ([Center for Public Integrity](https://www.centerforpublicintegrity.org)) The Commission, therefore, urges sustained enhancements—such as expanded language assistance, improved outreach, and targeted support—to ensure true equity in access.

3. Enhancing Civic Participation Through Inclusion

As advocates for inclusive representation, we recognize that accessible voting strengthens our democracy. All-mail voting provides every citizen—from kūpuna to working families, from active service members to youth—with consistent access to civic participation. That foundation

Proudly established pursuant to Hawai'i Revised Statutes Chapter 369, as enacted through Act 41, Session Laws of Hawai'i 2022

Hawai'i State LGBTQ+ Commission responds to multiple SCOTUS decisions

benefits mähū, LGBTQIA+, QTPI+, and MVPFAFF+ individuals, who too often face systemic disenfranchisement.

4. Preserving Hawai'i's Leadership in Inclusive Elections

Hawai'i pioneered universal vote-by-mail ahead of many other states—and remains among a small group adopting this model. ([Wikipedia](#), elections.hawaii.gov) By reaffirming support for mail-in voting, the Commission underscores Hawai'i's values of fairness, aloha, and community accountability. **We also affirm that the system should evolve to address persistent inequalities rather than revert to outdated models that limit access.**

Conclusion and Call to Action

The Hawai'i State LGBTQ+ Commission calls on state and local officials to:

- **Safeguard and strengthen the all-mail voting system** as a cornerstone of accessible, equitable democracy.
- **Invest in targeted support**—including expanded translation services, and assistance for unhoused voters—to ensure no one is left behind.
- **Monitor and address disparities** in turnout and ballot access, especially among mähū, LGBTQIA+, QTPI+, and MVPFAFF+ and other marginalized communities.

Our democracy thrives when every voice is heard. All-mail voting is a powerful equalizer—an essential step toward full inclusion, justice, and participation in our shared civic life.

From: [Janet Mason](#)
To: [OE.Elections.Commission](#)
Subject: [EXTERNAL] Testimony for October 1, 2025 Elections Commission meeting
Date: Monday, September 29, 2025 2:57:50 PM
Attachments: [LWVHI Oct 2025 testimony Elections Commission.pdf](#)

Attached is testimony from the League of Women Voters of Hawaii for Wednesday's meeting.
Thank you.



P. O. Box 235026 | Honolulu, HI 96823-3500
808.531.7448 | voters@lwvhi.org

Hawaii Elections Commission
October 1, 2025
Janet Mason, Member, League of Women Voters of Hawaii

Chair Curtis and Commissioners:

I am Janet Mason, testifying on behalf of the League of Women Voters of Hawaii. 2025 has been a tumultuous year for the Elections Commission, bringing us to the point where you are considering an external audit of the 2024 election vote counts, calls for elimination of voting by mail, termination of our Chief Elections Officer, and charges of malfeasance by County and State elections officials.

The League of Women Voters supports the legitimate oversight of our elections by the State's Elections Commission. In March 2025, once your Commission established the Commission subcommittees known as Permitted Interaction Groups (PIG's), concerns about 2024 vote counts were publicly documented in reports for each county. But missing from your reports was clear evidence about the cause of any flaws in these operations and suggestions for improvement.

League members are experienced Election Observers and have considerable firsthand understanding of complicated elections and voting administration. Like members of your Commission, (for security reasons) we do not have access to the State voter registration database, which contains voting records and vote counts. We believe this resource is essential, well protected and accurate. But this situation no doubt hampered the earnest work of your PIG's.

Appropriately, our state and county elections officials reviewed reports from the PIG's and responded on August 27, 2025, and September 26, 2025. We hope these detailed reports resolve all questions that might justify an external audit, as proposed in last month's Commission meeting. The reports have solid explanations about apparent counting discrepancies. We call on the Commission to accept how the Office of Elections and County elections offices reconcile ballot counts using Hawaii's legal rules for maintaining a count of ballots. ¹ Any flaws in manual record-keeping or procedures can be addressed by officials, strengthening the operation.

Much public testimony to the Commission in 2025 relied on undocumented claims of fraud or incompetence that was partisan; this undermined the work of both your Commission and elections officials. From the beginning of this year, such scrutiny of the 2024 elections has escalated toward punitive removal of the Chief Elections Officer rather than process reform.

In your August meeting, there were also calls for eliminating voting by mail because there are no paper ballots available for verification of vote counts. This is not true; original paper ballots are retained by the Office of Elections for at least 22 months as required by Federal

¹ HI Admin Rules 3-177-453.

law. What is true is that paper ballots are not handled to compile a vote count; rather a scanned replica of each ballot is read and tabulated using equipment and software approved by the U.S. Elections Assistance Commission. Otherwise, how could Hawaii count its 400-500 thousand plus ballots² accurately and in a timely manner? Hawaii voters like voting by mail, the League supports this, and we think it unlikely that our Legislature will rescind this law, despite calls to do this.

This Commission is considering an extraordinary remedy of charging State and County voting officials with malfeasance. This idea should be rejected, as nowhere have we seen any evidence of intentional wrongdoing.

Thank you for the opportunity to submit testimony.

² <https://elections.hawaii.gov/resources/registration-voter-turnout-statistics/>

From: [Casey Riemer](#)
To: [OE.Elections.Commission](#)
Subject: [EXTERNAL] voting in Hawaii
Date: Tuesday, September 30, 2025 7:59:41 AM

I am writing to express my concerns about the current voting system utilized in the State of Hawaii. I would like the voting system in Hawaii to go back to the system we used to have. Voter registration needs to require proof of legal qualification to vote by presenting one of the legally permitted forms of identification. The voting process needs to be verifiable, in-person, and done on paper ballots that are kept until a certain date in order to be able to verify the results of an election.

--

Casey Riemer
808-652-6982
6731 Waipouli Rd.
Kapaa, HI 96746

From: [Casey Riemer](#)
To: [OE.Elections.Commission](#)
Subject: [EXTERNAL] voting in Hawaii Elections
Date: Tuesday, September 30, 2025 8:05:49 AM

I am writing to express my concerns about the current voting system utilized in the State of Hawaii. I would like the voting system in Hawaii to go back to the system we used to have. Voter registration needs to require proof of legal qualification to vote by presenting one of the legally permitted forms of identification. The voting process needs to be verifiable, in-person, and done on paper ballots that are kept until a certain date in order to be able to verify the results of an election.

It is clear that mail-in election ballots are not verifiable and the current voter registration process is fraught with potential means of illegal registrations.

Christopher Riemer